

finishes + materials

program guide

01.22.2024



teknion

update summary

Please be advised that information has been updated within the Finishes + Materials Program Guide. To highlight these updates, a summary has been created for your reference.

new

Kiosk and Chronicle have been added to Systems/Architectural Finishes.

Quilted Screens have been added to the Seating Finishes

delisted

The following Chairs have been removed from the Seating Finishes

- Taiga
- Synaspe
- Zone
- Variable HybrED
- Amicus (Work Chair)
- Marini
- T-3
- Metric

Please note, first orders for new products will be accepted on January 22, 2024. All software will also be updated by January 22, 2024. If you have any questions regarding the information enclosed, please contact your Teknion Customer Service Representative.





SYSTEMS /ARCHITECTURAL FINISHES	7
SEATING FINISHES	39
GENERAL INFORMATION	69
ZONES FINISHES + MATERIALS . . .	79

systems/architectural
finishes

systems/architectural finishes

LISTINGS & APPLICATION MATRICES

SOURCE LAMINATE	8
ELEMENT SOURCE LAMINATE.	10
FASCIA LAMINATE	12
FOUNDATION LAMINATE	14
FLINTWOOD	16
NATURAL VENEER	18
CHROMAWOOD	22
EDGE TRIM STYLE	22
EDGE TRIM COLOR	24
FOUNDATION	26
MICA	26
ACCENT.	28
PAINTED	28
TRANSLUCENT	28
SOLID SURFACE	28
METAL PAINT	30
PAINTED SURFACE.	30
ANODIZED.	30
METAL.	30
GLASS	32
FELT	36

listings & application matrices

<div><div></div> Available</div> <div><div></div> Not Available</div>		PANEL SYSTEMS				FREESTANDING SYSTEMS				DESKING SYSTEMS				CASEGOODS				ARCHITECTURAL PRODUCTS										
		LEVERAGE®	T/O/S®	LYFT®	DISTRICT®	ABILITY®	KIOSK	ROUTES	UPSTAGE	EXPANSION® DESKING	EXPANSION® CITYLINE	INTERPRET™	HEIGHT-ADJUSTABLE BENCH	CHRONICLE	DOSSIER®	EMOTE	JOURNAL	LITE WOOD OFFICE	EXPANSION® CASEGOODS	ALTOS®	OPTOS®	FOCUS WALL	POD	TEK VUE	ARCHITECTURAL COMPLEMENTS	WITHIN	AI HEALTCARE	
Source Laminate																												
Source Laminates are low pressure laminates (LPL) that are color matched to various Teknion finish categories including Foundation paint colors, Foundation Laminates and Edge Trims. They can be used on both horizontal and vertical surfaces. While significant improvements have been made to align color and textures between high pressure laminates and low pressure laminates materials, there may be slight variations. Please refer to actual samples.																												
Solid																												
Very White	X G																	▲		*							*	
Storm White	X S																	▲		*							*	
Granite	L Y																			*							*	
Ebony	L E																			*							*	
Atrium White	3 G																	▲		*							*	
Soft Gris	3 H																			*							*	
Greystone	3 S																			*							*	
Crisp Grey	3 T																	▲		*							*	
Sand	3 U																	▲		*							*	
Earth	3 V																			*							*	
Wood Print																												
Royal Cherry	X R																			*							*	
Espresso Reflect	X K																			*							*	
Walnut Cathedralgrain	X Q																			*							*	
Stainless	X J																			*							*	
Mercurial Walnut	3 A																	▲		*							*	
Java Walnut	3 B																			*							*	
Urban Walnut	3 C																	▲		*							*	
Choice Maple	3 D																	▲		*							*	
Estate Cherry	3 E																			*							*	
Campus Oak	3 F																	▲		*							*	
Flax Reflect	3 J																			*							*	
Pecan Reflect	3 K																			*							*	
Coastal Elm	3 L																	▲		*							*	
Provincial Oak	3 M																	▲		*							*	
Cocoa Brown Reflect	3 N																			*							*	
Sycamore Reflect	3 P																			*							*	
Ivory Birch	3 X																	▲		*							*	

* Limited offering

Custom Wood contains the following product lines: Community Table, C+D & Teknion Reception.

Lite Wood Office contains the following product lines: Byward & Carrier Desk.

▲ Applicable to the Byward only

listings & application matrices

<div><div></div> Available</div> <div><div></div> Not Available</div>	FILING & STORAGE						TABLES, LEARNING & COLLABORATIVE									CUSTOM WOOD			
	LEDGER®	MOUNTED STORAGE	CUSTOM STORAGE	UNIVERSAL OVERHEAD	MODULAR CABINETS	COMPLEMENTS	WORK TABLES	MEETING TABLES	AUDIENCETM BOARDROOM TABLES	AUDIENCETM BOARDROOM STORAGE	EXPANSION® LEARNING	CASUAL TABLES	CLUBTALK	STORAGE	WORK TOOLS	COMMUNITY TABLE	C+D CONFERENCE TABLE	TEKNION RECEPTION	
Source Laminate																			
Source Laminates are low pressure laminates (LPL) that are color matched to various Teknion finish categories including Foundation paint colors, Foundation Laminates and Edge Trims. They can be used on both horizontal and vertical surfaces. While significant improvements have been made to align color and textures between high pressure laminates and low pressure laminates materials, there may be slight variations. Please refer to actual samples.																			
Solid																			
Very White	X G																		
Storm White	X S																		
Granite	L Y																		
Ebony	L E																		
Atrium White	3 G																		
Soft Gris	3 H																		
Greystone	3 S																		
Crisp Grey	3 T																		
Sand	3 U																		
Earth	3 V																		
Wood Print																			
Royal Cherry	X R																		
Espresso Reflect	X K																		
Walnut Cathedralgrain	X Q																		
Stainless	X J																		
Mercurial Walnut	3 A																		
Java Walnut	3 B																		
Urban Walnut	3 C																		
Choice Maple	3 D																		
Estate Cherry	3 E																		
Campus Oak	3 F																		
Flax Reflect	3 J																		
Pecan Reflect	3 K																		
Coastal Elm	3 L																		
Provincial Oak	3 M																		
Cocoa Brown Reflect	3 N																		
Sycamore Reflect	3 P																		
Ivory Birch	3 X																		

listings & application matrices

<div><div></div> Available</div> <div><div></div> Not Available</div>	PANEL SYSTEMS				FREESTANDING SYSTEMS				DESKING SYSTEMS				CASEGOODS				ARCHITECTURAL PRODUCTS										
	LEVERAGE®	T/O/s®	LYFT®	DISTRICT®	ABILITY®	KIOSK	ROUTES	UPSTAGE	EXPANSION® DESKING	EXPANSION® CITYLINE	INTERPRET™	HEIGHT-ADJUSTABLE BENCH	CHRONICLE	DOSSIER®	EMOTE	JOURNAL	LITE WOOD OFFICE	EXPANSION® CASEGOODS	ALTOS®	OPTOS®	FOCUS WALL	POD	TEK VUE	ARCHITECTURAL COMPLEMENTS	WITHIN	AI HEALTCARE	
Element Source Laminate																											
Element Source Laminates are a subset of Source Element Colors.																											
Solid																											
Very White	X G																										
Storm White	X S																										
Crisp Grey	3 T																										
Sand	3 U																										
Wood Print																											
Choice Maple	3 D																										
Estate Cherry	3 E																										
Pecan Reflect	3 K																										
Cocoa Brown Reflect	3 N																										

Custom Wood contains the following product lines: Community Table, C+D & Teknion Reception.
Lite Wood Office contains the following product lines: Byward & Carrier Desk.

listings & application matrices

<div><div></div> Available</div> <div><div></div> Not Available</div>		FILING & STORAGE						TABLES, LEARNING & COLLABORATIVE								CUSTOM WOOD			
		LEDGER®	MOUNTED STORAGE	CUSTOM STORAGE	UNIVERSAL OVERHEAD	MODULAR CABINETS	COMPLEMENTS	WORK TABLES	MEETING TABLES	AUDIENCETM BOARDROOM TABLES	AUDIENCETM BOARDROOM STORAGE	EXPANSION® LEARNING	CASUAL TABLES	CLUBTALK	STORAGE	WORK TOOLS	COMMUNITY TABLE	C+D CONFERENCE TABLE	TEKNION RECEPTION
Element Source Laminate																			
Element Source Laminates are a subset of Source Element Colors.																			
Solid																			
Very White	X G																		
Storm White	X S																		
Crisp Grey	3 T																		
Sand	3 U																		
Wood Print																			
Choice Maple	3 D																		
Estate Cherry	3 E																		
Pecan Reflect	3 K																		
Cocoa Brown Reflect	3 N																		

listings & application matrices

<div><div></div> Available</div> <div><div></div> Not Available</div>		PANEL SYSTEMS				FREESTANDING SYSTEMS			DESKING SYSTEMS			CASEGOODS					ARCHITECTURAL PRODUCTS										
		LEVERAGE®	T/O/s®	LYFT®	DISTRICT®	ABILITY®	KIOSK	ROUTES	UPSTAGE	EXPANSION® DESKING	EXPANSION® CITYLINE	INTERPRET™	HEIGHT-ADJUSTABLE BENCH	CHRONICLE	DOSSIER®	EMOTE	JOURNAL	LITE WOOD OFFICE	EXPANSION® CASEGOODS	ALTOS®	OPTOS®	FOCUS WALL	POD	TEK VUE	ARCHITECTURAL COMPLEMENTS	WITHIN	AI HEALTCARE
Fascia Laminate																											
Fascia Laminates are low pressure laminates (LPL) offered in neutral solids and print options. The subtle colors and patterns provide a variety of sophisticated design options.																											
Solid																											
Very White	Q J																										
Storm White	L W																										
Crisp Grey	8 T																										
Atrium White	8 V																										
Sand	8 U																										
Wood Print																											
Stainless	M S																										
Titanium Bristle	5 J																										
Umber Bristle	5 K																										
Campus Oak	8 F																										
Estate Cherry	8 G																										
Choice Maple	8 H																										

Custom Wood contains the following product lines: Community Table, C+D & Teknion Reception.

Lite Wood Office contains the following product lines: Byward & Carrier Desk.

listings & application matrices

<div><div></div> Available</div> <div><div></div> Not Available</div>	FILING & STORAGE						TABLES, LEARNING & COLLABORATIVE								CUSTOM WOOD			
	LEDGER®	MOUNTED STORAGE	CUSTOM STORAGE	UNIVERSAL OVERHEAD	MODULAR CABINETS	COMPLEMENTS	WORK TABLES	MEETING TABLES	AUDIENCETM BOARDROOM TABLES	AUDIENCETM BOARDROOM STORAGE	EXPANSION® LEARNING	CASUAL TABLES	CLUBTALK	STORAGE	WORK TOOLS	COMMUNITY TABLE	C+D CONFERENCE TABLE	TEKNION RECEPTION
Fascia Laminate																		
Fascia Laminates are low pressure laminates (LPL) offered in neutral solids and print options. The subtle colors and patterns provide a variety of sophisticated design options.																		
Solid																		
Very White	Q J																	
Storm White	L W																	
Crisp Grey	8 T																	
Atrium White	8 V																	
Sand	8 U																	
Wood Print																		
Stainless	M S																	
Titanium Bristle	5 J																	
Umber Bristle	5 K																	
Campus Oak	8 F																	
Estate Cherry	8 G																	
Choice Maple	8 H																	

listings & application matrices

		PANEL SYSTEMS				FREESTANDING SYSTEMS				DESKING SYSTEMS				CASEGOODS				ARCHITECTURAL PRODUCTS											
		LEVERAGE®	T/O/s®	LYFT®	DISTRICT®	ABILITY®	KIOSK	ROUTES	UPSTAGE	EXPANSION® DESKING	EXPANSION® CITYLINE	INTERPRET™	HEIGHT-ADJUSTABLE BENCH	CHRONICLE	DOSSIER®	EMOTE	JOURNAL	LITE WOOD OFFICE	EXPANSION® CASEGOODS	ALTOS®	OPTOS®	FOCUS WALL	POD	TEK VUE	ARCHITECTURAL COMPLEMENTS	WITHIN	AI HEALTCARE		
<div></div>	Available																												
<div></div>	Not Available																												
Foundation Laminate																													
Foundation Laminates are high pressure laminates (HPL) that are offered in solid color, abstract patterns and wood prints. The Reflect collection is designed to coordinate with Flintwood colors and not intended to be a direct color match. Surface finishes differ from each laminate as different top coats have been selected to best enhance the appearance of color. While significant improvements have been made to align color and textiles between high-pressure laminates and low pressure laminates materials, there may be slight variations. Please refer to actual samples.																													
Solid																													
Very White	RV													*				2/3											
Storm White	LW													*				2/3											
Atrium White	2G						B											2											
Soft Gris	2H						B											2/3											
Greystone	2S																	2											
Crisp Grey	2T													*				2/3											
Sand	2U						B							*				2											
Earth	2V													*				2											
Matte Black	6K						B																						
Wood Print																													
Royal Cherry	YR																	2/3											
Espresso Reflect	RN																	2/3											
Walnut Cathedralgrain	RQ																	2/3											
Stainless	JG																	2/3											
Mercurial Walnut	2A																	2/3											
Java Walnut	2B																	2/3											
Urban Walnut	2C																	2/3											
Choice Maple	2D																	2/3											
Estate Cherry	2E																	2/3											
Campus Oak	2F																	2/3											
Flax Reflect	2J																	2/3											
Pecan Reflect	2K																	2/3											
Coastal Elm	2L																	2/3											
Provincial Oak	2M																	2/3											
Cocoa Brown Reflect	2N																	2/3											
Sycamore Reflect	2P																	2/3											
Ivory Birch	2X																	2/3											
Abstract																													
Heather Grey	DN																	2											
Striate White	DQ																	2											
Striate Charcoal	DR																	2											
White Matrix	MW																	2											
Light Grey Crosshatch	6L																	2											
Blond Crosshatch	6M																	2											
Fog Vapour	6Q																	2											

For matching or coordinate edge bands color, please see the Laminate/Edge Trim Color Coordination Chart in the General Information section.

- 2 Applicable to M 1-3/16" worksurfaces only.
 2/3 Applicable to M 1-3/16" & X 1-9/16" worksurfaces only.
 * Limited offering
 B Applicable to base only.

Custom Wood contains the following product lines: Community Table, C+D & Teknion Reception.

Lite Wood Office contains the following product lines: Byward & Carrier Desk.

listings & application matrices

		FILING & STORAGE					TABLES, LEARNING & COLLABORATIVE										CUSTOM WOOD		
		LEDGER®	MOUNTED STORAGE	CUSTOM STORAGE	UNIVERSAL OVERHEAD	MODULAR CABINETS	COMPLEMENTS	WORK TABLES	MEETING TABLES	AUDIENCETM BOARDROOM TABLES	AUDIENCETM BOARDROOM STORAGE	EXPANSION® LEARNING	CASUAL TABLES	CLUBTALK	STORAGE	WORK TOOLS	COMMUNITY TABLE	C+D CONFERENCE TABLE	TEKNION RECEPTION
<div></div>	Available																		
<div></div>	Not Available																		
Foundation Laminate																			
Foundation Laminates are high pressure laminates (HPL) that are offered in solid color, abstract patterns and wood prints. The Reflect collection is designed to coordinate with Flintwood colors and not intended to be a direct color match. Surface finishes differ from each laminate as different top coats have been selected to best enhance the appearance of color. While significant improvements have been made to align color and textiles between high-pressure laminates and low pressure laminates materials, there may be slight variations. Please refer to actual samples.																			
Solid																			
Very White	RV										1	2/3						*	
Storm White	LW										1	2/3						*	
Atrium White	2G										1	2							
Soft Gris	2H										1	2/3							
Greystone	2S										1	2							
Crisp Grey	2T										1	2/3						*	
Sand	2U										1	2						*	
Earth	2V										1	2						*	
Matte Black	6K																		
Wood Print																			
Royal Cherry	YR										1	2/3							
Espresso Reflect	RN										1	2/3							
Walnut Cathedralgrain	RQ										1	2/3							
Stainless	JG										1	2/3							
Mercurial Walnut	2A										1	2/3							
Java Walnut	2B										1	2/3							
Urban Walnut	2C										1	2/3							
Choice Maple	2D										1	2/3							
Estate Cherry	2E										1	2/3							
Campus Oak	2F										1	2/3							
Flax Reflect	2J										1	2/3							
Pecan Reflect	2K										1	2/3							
Coastal Elm	2L										1	2/3							
Provincial Oak	2M										1	2/3							
Cocoa Brown Reflect	2N										1	2/3							
Sycamore Reflect	2P										1	2/3							
Ivory Birch	2X										1	2/3							
Abstract																			
Heather Grey	DN										1	2							
Striate White	DQ										1	2							
Striate Charcoal	DR										1	2							
White Matrix	MW										1	2							
Light Grey Crosshatch	6L										1	2							
Blond Crosshatch	6M										1	2							
Fog Vapour	6Q										1	2							

For matching or coordinate edge bands color, please see the Laminate/Edge Trim Color Coordination Chart in the General Information section.


1 Applicable to worksurfaces only.

2 Applicable to M 1 3/16" worksurfaces only.

2/3 Applicable to M 1 3/16" & X 1 9/16" worksurfaces only.

* Limited offering

listings & application matrices

<div><div>Available</div><div>Not Available</div></div>		PANEL SYSTEMS				FREESTANDING SYSTEMS				DESKING SYSTEMS				CASEGOODS				ARCHITECTURAL PRODUCTS									
		LEVERAGE®	T/O/s®	LYFT®	DISTRICT®	ABILITY®	KIOSK	ROUTES	UPSTAGE	EXPANSION® DESKING	EXPANSION® CITYLINE	INTERPRET™	HEIGHT-ADJUSTABLE BENCH	CHRONICLE	DOSSIER®	EMOTE	JOURNAL	LITE WOOD OFFICE	EXPANSION® CASEGOODS	ALTOS®	OPTOS®	FOCUS WALL	POD	TEK VUE	ARCHITECTURAL COMPLEMENTS	WITHIN	AI HEALTCARE
Flintwood 																											
Flintwood is a composite wood veneer designed for horizontal and vertical applications. The veneer is very consistent in grain pattern and color. Flintwood is available in both Standard and Cathedral patterns. Standard looks like straight rift cut veneer, Cathedral looks like natural flat cut veneer.																											
Standard																											
Blonde Maple	V Z																	▲									
Flax	F X																	▲									
Natural Pecan	F N																	▲									
Sycamore	V A																	▲									
Medium Sycamore	F M																	▲									
Chianti	F C																	▲									
Dark Walnut	F D																	▲									
Black Walnut	V B																	▲									
*Sierra Flint	N R																	▲									
*Cocoa Brown Flint	N T																	▲									
White Oak	5 N																	▲									
Poppy Seed	5 P																	▲									
Harvest Cherry	5 Q																	▲									
Earl Grey	5 R																	▲									
Silverwash	5 S																	▲									
White Truffle	5 T																	▲									
Caraway	5 V																	▲									
Drift Oak	5 W																	▲									
Classic Walnut	5 Z																	▲									
Cathedral																											
Walnut	V T													V				▲									
Raw Umber	5 U													V				▲									
Dark Henna	5 X													V				▲									
Black Timber	5 Y													V				▲									

All products manufactured in Standard Flintwood finishes and applications will be provided in the following wood fill types:

- Vertical, Storage and Door applications in Open Pore
- Work/Table Surface top applications in Closed Pore
- Open Pore and Closed Pore do not match in a side by side application

Exception:

- Dossier Casegood & Conferencing in Flintwood are produced with Open Pore worksurfaces and Open Pore vertical surfaces
- Journal in Flintwood is produced with open pore worksurfaces and open pore case constructions
- Audience in Veneer 2 and Veneer 3 finishes is produced in Open Pore
- Avoid mixing wood product lines within the same office configuration. Dossier, Journal & Expansion Casegoods are not designed or fabricated to be specified and used side by side within the same office. Each product line has unique design features and finish attributes that dictates that they should not be combined together for an order without prior approval and specials coordination by Teknion manufacturing. Under no circumstance should standard catalogue items within these product lines be mixed to create a single office

* Indicates a coordinated color and not a direct match to corresponding Natural Veneer 4 colors (not recommended for side by side application to V4 product).

V Recommended for Vertical Veneer Orientation application only

Custom Wood contains the following product lines: Community Table, C+D & Teknion Reception.

Lite Wood Office contains the following product lines: Byward & Carrier Desk.


▲ Applicable to the Byward only



Environmental Friendly Finish.

- Flintwood is a high yield product that uses more than 90% of the tree versus conventional veneers which use 40% of the tree.
- Flintwood and Natural Veneers are considered to be controlled wood as defined by Forest Stewardship Council (FSC).
- As a special, a greater level of sustainable forestry (as defined by FSC), can be achieved by purchasing a 100% mixed source credits for Flintwood or Natural Veneers.

listings & application matrices

<div> <div></div> Available <div></div> Not Available </div>		FILING & STORAGE					TABLES, LEARNING & COLLABORATIVE										CUSTOM WOOD		
		LEDGER®	MOUNTED STORAGE	CUSTOM STORAGE	UNIVERSAL OVERHEAD	MODULAR CABINETS	COMPLEMENTS	WORK TABLES	MEETING TABLES	AUDIENCETM BOARDROOM TABLES	AUDIENCETM BOARDROOM STORAGE	EXPANSION® LEARNING	CASUAL TABLES	CLUBTALK	STORAGE	WORK TOOLS	COMMUNITY TABLE	C+D CONFERENCE TABLE	TEKNION RECEPTION
Flintwood 		<i>Flintwood is a composite wood veneer designed for horizontal and vertical applications. The veneer is very consistent in grain pattern and color. Flintwood is available in both Standard and Cathedral patterns. Standard looks like straight rift cut veneer, Cathedral looks like natural flat cut veneer.</i>																	
Standard																			
Blonde Maple	VZ																		
Flax	FX																		
Natural Pecan	FN																		
Sycamore	VA																		
Medium Sycamore	FM																		
Chianti	FC																		
Dark Walnut	FD																		
Black Walnut	VB																		
*Sierra Flint	NR																		
*Cocoa Brown Flint	NT																		
White Oak	5N																		
Poppy Seed	5P																		
Harvest Cherry	5Q																		
Earl Grey	5R																		
Silverwash	5S																		
White Truffle	5T																		
Caraway	5V																		
Drift Oak	5W																		
Classic Walnut	5Z																		
Cathedral																			
Walnut	VT																		
Raw Umber	5U																		
Dark Henna	5X																		
Black Timber	5Y																		

All products manufactured in Standard Flintwood finishes and applications will be provided in the following wood fill types:

- Vertical, Storage and Door applications in Open Pore
- Work/Table Surface top applications in Closed Pore
- Open Pore and Closed Pore do not match in a side by side application

Exception:

- Dossier Casework & Conferencing in Flintwood are produced with Open Pore worksurfaces and Open Pore vertical surfaces
- Journal in Flintwood is produced with open pore worksurfaces and open pore case constructions
- Audience in Veneer 2 and Veneer 3 finishes is produced in Open Pore
- Avoid mixing wood product lines within the same office configuration. Dossier, Journal & Expansion Caseworks are not designed or fabricated to be specified and used side by side within the same office. Each product line has unique design features and finish attributes that dictates that they should not be combined together for an order without prior approval and special coordination by Teknion manufacturing. Under no circumstance should standard catalogue items within these product lines be mixed to create a single office


* Indicates a coordinated color and not a direct match to corresponding Natural Veneer 4 colors (not recommended for side by side application to V4 product).



Environmental Friendly Finish.

- Flintwood is a high yield product that uses more than 90% of the tree versus conventional veneers which use 40% of the tree.
- Flintwood and Natural Veneers are considered to be controlled wood as defined by Forest Stewardship Council (FSC).
- As a special, a greater level of sustainable forestry (as defined by FSC), can be achieved by purchasing a 100% mixed source credits for Flintwood or Natural Veneers.

listings & application matrices

<div><div></div> Available</div> <div><div></div> Not Available</div>		PANEL SYSTEMS				FREESTANDING SYSTEMS				DESKING SYSTEMS				CASEGOODS						ARCHITECTURAL PRODUCTS							
		LEVERAGE®	T/O/s®	LYFT®	DISTRICT®	ABILITY®	KIOSK	ROUTES	UPSTAGE	EXPANSION® DESKING	EXPANSION® CITYLINE	INTERPRET™	HEIGHT-ADJUSTABLE BENCH	CHRONICLE	DOSSIER®	EMOTE	JOURNAL	LITE WOOD OFFICE	EXPANSION® CASEGOODS	ALTOS®	OPTOS®	FOCUS WALL	POD	TEK VUE	ARCHITECTURAL COMPLEMENTS	WITHIN	AI HEAT/CARE
Natural Veneer 																											
Veneer 2																											
Veneer 2 is a flat cut Maple, Cherry or Walnut, bookmatched finish that creates a symmetrical pattern.																											
Medium Dark Cherry	UK																										
Dark Brown Cherry	UM																										
Walnut on Cherry	UN																										
Veneer 3																											
Veneer 3 is a flat cut Maple, Cherry or Walnut, bookmatched finish that creates a symmetrical pattern.																											
Natural Maple	MP																										
Windsor Cherry	WW																										
Dark Cherry	WJ																										
Drift Oak Flat Cut	LK																										
Silverwash Flat Cut	LL																										
Poppy Seed Flat Cut	LQ																										
White Oak Flat Cut	LU																										
Natural Pecan Flat Cut	LV																										
Sierra Flat Cut	LX																										
Natural Walnut Flat Cut	NZ																										
Natural White Oak Flat Cut	LZ																										

All products manufactured in Standard Natural Veneer 2 and Veneer 3 finishes and applications will be provided with the following wood fill types:

- Vertical/Storage applications in Open Pore
- Work/Table Surface top applications in Closed Pore

Exception:

- Dossier Caseworks & Conference in Natural Woods (Veneer 2, Veneer 3 and Veneer 4) are produced with Open Pore worksurfaces and Open Pore vertical surfaces
- Journal in Natural Woods (Veneer 2, Veneer 3) are produced with open pore worksurfaces and open pore case constructions
- Audience Credenzas and Audience Table Tops in Natural Wood (Veneer 2 and Veneer 3) are produced with Open Pore worksurfaces and vertical surfaces
- Custom Solutions Boardroom Tables and Project Solutions in Natural woods are provided solely with Open Grain finishes unless explicitly specified otherwise
- Veneer 4 finishes are uniquely formulated and applied for use for the C+D Conference Table, Community Table, Teknion Reception, Dossier & Emote product lines. Any color matching to these finishes across other Teknion product lines should be considered a coordinate color. Veneer 4 coordinate colors are not recommended for side to side application to aforementioned products finished in Veneer 4. Follow the TekniStain process to obtain optimal results.
- Avoid mixing wood product lines within the same office configuration. Dossier, Journal & Expansion Caseworks are not designed or fabricated to be specified and used side by side within the same office. Each product line has unique design features and finish attributes that dictates that they should not be combined together for an order without prior approval and specials coordination by Teknion manufacturing. Under no circumstance should standard catalogue items within these product lines be mixed to create a single office



Environmental Friendly Finish.


- Flintwood and Natural Veneers are considered to be controlled wood as defined by Forest Stewardship Council (FSC).
- As a special, a greater level of sustainable forestry (as defined by FSC), can be achieved by purchasing a 100% mixed source credits for Flintwood or veneers.

Custom Wood contains the following product lines: Community Table, C+D & Teknion Reception.

Lite Wood Office contains the following product lines: Byward & Carrier Desk.

▲ Applicable to the Byward only

listings & application matrices

<div><div></div> Available</div> <div><div></div> Not Available</div>	FILING & STORAGE						TABLES, LEARNING & COLLABORATIVE										CUSTOM WOOD		
	LEDGER®	MOUNTED STORAGE	CUSTOM STORAGE	UNIVERSAL OVERHEAD	MODULAR CABINETS	COMPLEMENTS	WORK TABLES	MEETING TABLES	AUDIENCETM BOARDROOM TABLES	AUDIENCETM BOARDROOM STORAGE	EXPANSION® LEARNING	CASUAL TABLES	CLUBTALK	STORAGE	WORK TOOLS	COMMUNITY TABLE	C+D CONFERENCE TABLE	TEKNION RECEPTION	
Natural Veneer 																			
Veneer 2																			
Veneer 2 is a flat cut Maple, Cherry or Walnut, bookmatched finish that creates a symmetrical pattern.																			
Medium Dark Cherry	UK																		
Dark Brown Cherry	UM																		
Walnut on Cherry	UN																		
Veneer 3																			
Veneer 3 is a flat cut Maple, Cherry or Walnut, bookmatched finish that creates a symmetrical pattern.																			
Natural Maple	MP																		
Windsor Cherry	WW																		
Dark Cherry	WJ																		
Drift Oak Flat Cut	LK																		
Silverwash Flat Cut	LL																		
Poppy Seed Flat Cut	LQ																		
White Oak Flat Cut	LU																		
Natural Pecan Flat Cut	LV																		
Sierra Flat Cut	LX																		
Natural Walnut Flat Cut	NZ																		
Natural White Oak Flat Cut	LZ																		

All products manufactured in Standard Natural Veneer 2 and Veneer 3 finishes and applications will be provided with the following wood fill types:

- Vertical/Storage applications in Open Pore
- Work/Table Surface top applications in Closed Pore

Exception:


- Dossier Caseworks & Conference in Natural Woods (Veneer 2, Veneer 3 and Veneer 4) are produced with Open Pore worksurfaces and Open Pore vertical surfaces
- Journal in Natural Woods (Veneer 2, Veneer 3) are produced with open pore worksurfaces and open pore case constructions
- Audience Credenzas and Audience Table Tops in Natural Wood (Veneer 2 and Veneer 3) are produced with Open Pore worksurfaces and vertical surfaces
- Custom Solutions Boardroom Tables and Project Solutions in Natural woods are provided solely with Open Grain finishes unless explicitly specified otherwise
- Veneer 4 finishes are uniquely formulated and applied for use for the C+D Conference Table, Community Table, Teknion Reception, Dossier & Emote product lines. Any color matching to these finishes across other Teknion product lines should be considered a coordinate color. Veneer 4 coordinate colors are not recommended for side to side application to aforementioned products finished in Veneer 4. Follow the TekniStain process to obtain optimal results.
- Avoid mixing wood product lines within the same office configuration. Dossier, Journal & Expansion Caseworks are not designed or fabricated to be specified and used side by side within the same office. Each product line has unique design features and finish attributes that dictates that they should not be combined together for an order without prior approval and specials coordination by Teknion manufacturing. Under no circumstance should standard catalogue items within these product lines be mixed to create a single office



Environmental Friendly Finish.

- Flintwood and Natural Veneers are considered to be controlled wood as defined by Forest Stewardship Council (FSC).
- As a special, a greater level of sustainable forestry (as defined by FSC), can be achieved by purchasing a 100% mixed source credits for Flintwood or veneers.

listings & application matrices

<div><div></div> Available</div> <div><div></div> Not Available</div>		PANEL SYSTEMS				FREESTANDING SYSTEMS				DESKING SYSTEMS				CASEGOODS				ARCHITECTURAL PRODUCTS									
		LEVERAGE®	T/O/s®	LYFT®	DISTRICT®	ABILITY®	KIOSK	ROUTES	UPSTAGE	EXPANSION® DESKING	EXPANSION® CITYLINE	INTERPRET™	HEIGHT-ADJUSTABLE BENCH	CHRONICLE	DOSSIER®	EMOTE	JOURNAL	LITE WOOD OFFICE	EXPANSION® CASEGOODS	ALTOS®	OPTOS®	FOCUS WALL	POD	TEK VUE	ARCHITECTURAL COMPLEMENTS	WITHIN	AI HEALT CARE
Natural Veneer (Continued) 																											
Veneer 4																											
Veneer 4 is a rift cut White Oak, slip matched for a natural linear grain appearance.																											
Sierra	D V																										
Cocoa Brown	D Y																										
Truffle	D Z																										
Salted Oak	U 1																										
Shade Oak	U 2																										
Rift White Oak	V E																										
Desert Fawn	V F																										
Malabar	V H																										
Bistre	V J																										
Sisal	V M																										
Brindle	V N																										
Chia	V P																										
Rustic Oak																											
Natural	U R																										
Sisal	U S																										
Sierra	U U																										
Brindle	U X																										
Bistre	U Y																										
Truffle	U Z																										

All products manufactured in Standard Natural Veneer 2 and Veneer 3 finishes and applications will be provided with the following wood fill types:

- Vertical/Storage applications in Open Pore
- Work/Table Surface top applications in Closed Pore

Exception:

- Dossier Casegoods & Conference in Natural Woods (Veneer 2, Veneer 3 and Veneer 4) are produced with Open Pore worksurfaces and Open Pore vertical surfaces
- Journal in Natural Woods (Veneer 2, Veneer 3) are produced with open pore worksurfaces and open pore case constructions
- Audience Credenzas and Audience Table Tops in Natural Wood (Veneer 2 and Veneer 3) are produced with Open Pore worksurfaces and vertical surfaces
- Custom Solutions Boardroom Tables and Project Solutions in Natural woods are provided solely with Open Grain finishes unless explicitly specified otherwise
- Veneer 4 finishes are uniquely formulated and applied for use for the C+D Conference Table, Community Table, Teknion Reception, Dossier & Emote product lines. Any color matching to these finishes across other Teknion product lines should be considered a coordinate color. Veneer 4 coordinate colors are not recommended for side to side application to aforementioned products finished in Veneer 4. Follow the TekniStain process to obtain optimal results.
- Avoid mixing wood product lines within the same office configuration. Dossier, Journal & Expansion Casegoods are not designed or fabricated to be specified and used side by side within the same office. Each product line has unique design features and finish attributes that dictates that they should not be combined together for an order without prior approval and specials coordination by Teknion manufacturing. Under no circumstance should standard catalogue items within these product lines be mixed to create a single office




Environmental Friendly Finish.

- Flintwood and Natural Veneers are considered to be controlled wood as defined by Forest Stewardship Council (FSC).
- As a special, a greater level of sustainable forestry (as defined by FSC), can be achieved by purchasing a 100% mixed source credits for Flintwood or veneers.

Custom Wood contains the following product lines: Community Table, C+D & Teknion Reception.

Lite Wood Office contains the following product lines: Byward & Carrier Desk.

listings & application matrices

<div><div></div> Available</div> <div><div></div> Not Available</div>		FILING & STORAGE					TABLES, LEARNING & COLLABORATIVE										CUSTOM WOOD		
		LEDGER®	MOUNTED STORAGE	CUSTOM STORAGE	UNIVERSAL OVERHEAD	MODULAR CABINETS	COMPLEMENTS	WORK TABLES	MEETING TABLES	AUDIENCETM BOARDROOM TABLES	AUDIENCETM BOARDROOM STORAGE	EXPANSION® LEARNING	CASUAL TABLES	CLUBTALK	STORAGE	WORK TOOLS	COMMUNITY TABLE	C+D CONFERENCE TABLE	TEKNION RECEPTION
Natural Veneer (Continued)																			
Veneer 4																			
Veneer 4 is a rift cut White Oak, slip matched for a natural linear grain appearance.																			
Sierra	DV																		
Cocoa Brown	DY																		
Truffle	DZ																		
Salted Oak	U1																		
Shade Oak	U2																		
Rift White Oak	VE																		
Desert Fawn	VF																		
Malabar	VH																		
Bistre	VJ																		
Sisal	VM																		
Brindle	VN																		
Chia	VP																		
Rustic Oak																			
Natural	UR																		
Sisal	US																		
Sierra	UU																		
Brindle	UX																		
Bistre	UY																		
Truffle	UZ																		

All products manufactured in Standard Natural Veneer 2 and Veneer 3 finishes and applications will be provided with the following wood fill types:

- Vertical/Storage applications in Open Pore
- Work/Table Surface top applications in Closed Pore

Exception:

- Dossier Caseworks & Conference in Natural Woods (Veneer 2, Veneer 3 and Veneer 4) are produced with Open Pore worksurfaces and Open Pore vertical surfaces
- Journal in Natural Woods (Veneer 2, Veneer 3) are produced with open pore worksurfaces and open pore case constructions
- Audience Credenzas and Audience Table Tops in Natural Wood (Veneer 2 and Veneer 3) are produced with Open Pore worksurfaces and vertical surfaces
- Custom Solutions Boardroom Tables and Project Solutions in Natural woods are provided solely with Open Grain finishes unless explicitly specified otherwise
- Veneer 4 finishes are uniquely formulated and applied for use for the C+D Conference Table, Community Table, Teknion Reception, Dossier & Emote product lines. Any color matching to these finishes across other Teknion product lines should be considered a coordinate color. Veneer 4 coordinate colors are not recommended for side to side application to aforementioned products finished in Veneer 4. Follow the TekniStain process to obtain optimal results.
- Avoid mixing wood product lines within the same office configuration. Dossier, Journal & Expansion Caseworks are not designed or fabricated to be specified and used side by side within the same office. Each product line has unique design features and finish attributes that dictates that they should not be combined together for an order without prior approval and specials coordination by Teknion manufacturing. Under no circumstance should standard catalogue items within these product lines be mixed to create a single office

**Environmental Friendly Finish.**

- Flintwood and Natural Veneers are considered to be controlled wood as defined by Forest Stewardship Council (FSC).
- As a special, a greater level of sustainable forestry (as defined by FSC), can be achieved by purchasing a 100% mixed source credits for Flintwood or veneers.

listings & application matrices

<div><div></div> Available</div> <div><div></div> Not Available</div>		PANEL SYSTEMS				FREESTANDING SYSTEMS				DESKING SYSTEMS				CASEGOODS				ARCHITECTURAL PRODUCTS									
		LEVERAGE®	T/O/s®	LYFT®	DISTRICT®	ABILITY®	KIOSK	ROUTES	UPSTAGE	EXPANSION® DESKING	EXPANSION® CITYLINE	INTERPRET™	HEIGHT-ADJUSTABLE BENCH	CHRONICLE	DOSSIER®	EMOTE	JOURNAL	LITE WOOD OFFICE	EXPANSION® CASEGOODS	ALTOS®	OPTOS®	FOCUS WALL	POD	TEK VUE	ARCHITECTURAL COMPLEMENTS	WITHIN	AI HEALTCARE
ChromaWood																											
Brickstone	1 D																										
TK Hunter	1 E																										
Herbal	1 F																										
Atmosphere	1 H																										
Blush	1 J																										
Claret	1 K																										
Midnight	1 L																										
Greystone	1 N																										
Soft Gris	1 P																										
Crisp Grey	1 Q																										
Earth	1 R																										
Atrium White	1 S																										
Sand	1 T																										
Anthracite	1 U																										
Edge Trim Style																											
Slim Trim	1																										
Slim Trim FM	A																										
Bullnose Trim	2																										
Straight Trim	6																										
Flat Trim	8																										
Full Knife Trim	F																										
Full Knife	H																										
Aluminum Acrylic																											
Flat	8																										
Full Knife	H																										
Flintwood																											
Bullnose Trim	3																										
Slim Trim	4																										
Waterfall Trim	5																										
Straight Trim	7																										
Flat Trim	9																										
Full Knife	H																										
Flintwood																											
Full Knife	X / K																										
Flat	G																										
Eased	E																										
Natural Veneer																											
Solid Eased Edge	E																										
Solid Full Knife Edge	X																										
Flat Edge	9 / G																										
Full Knife Edge	H																										
Butterfly	B																										
Reed	R																										

Not all the Edge Trim Colors are offered in each edge trim, please refer to the specification software to see the availability by product line.

Custom Wood contains the following product lines: Community Table, C+D & Teknion Reception.

Lite Wood Office contains the following product lines: Byward & Carrier Desk.

listings & application matrices

<div><div></div> Available</div> <div><div></div> Not Available</div>		FILING & STORAGE					TABLES, LEARNING & COLLABORATIVE										CUSTOM WOOD		
		LEDGER®	MOUNTED STORAGE	CUSTOM STORAGE	UNIVERSAL OVERHEAD	MODULAR CABINETS	COMPLEMENTS	WORK TABLES	MEETING TABLES	AUDIENCETM BOARDROOM TABLES	AUDIENCETM BOARDROOM STORAGE	EXPANSION® LEARNING	CASUAL TABLES	CLUBTALK	STORAGE	WORK TOOLS	COMMUNITY TABLE	C+D CONFERENCE TABLE	TEKNION RECEPTION
ChromaWood																			
Brickstone	1 D																		
TK Hunter	1 E																		
Herbal	1 F																		
Atmosphere	1 H																		
Blush	1 J																		
Claret	1 K																		
Midnight	1 L																		
Greystone	1 N																		
Soft Gris	1 P																		
Crisp Grey	1 Q																		
Earth	1 R																		
Atrium White	1 S																		
Sand	1 T																		
Anthracite	1 U																		
Edge Trim Style																			
Slim Trim	1																		
Slim Trim FM	A																		
Bullnose Trim	2																		
Straight Trim	6																		
Flat Trim	8																		
Eased Trim	F																		
Full Knife	H																		
Aluminum Acrylic																			
Flat	8																		
Full Knife	H																		
Flintwood																			
Bullnose Trim	3																		
Slim Trim	4																		
Waterfall Trim	5																		
Straight Trim	7																		
Flat Trim	9																		
Full Knife	H																		
Flintwood																			
Full Knife	X / K																		
Flat	G																		
Eased	E																		
Natural Veneer																			
Solid Eased Edge	E																		
Solid Full Knife Edge	X																		
Flat Edge	9 / G																		
Full Knife Edge	H																		
Butterfly	B																		
Reed	R																		

Not all the Edge Trim Colors are offered in each edge trim, please refer to the specification software to see the availability by product line.

listings & application matrices

<div><div>Available</div><div>Not Available</div></div>		PANEL SYSTEMS				FREESTANDING SYSTEMS				DESKING SYSTEMS				CASEGOODS				ARCHITECTURAL PRODUCTS									
		LEVERAGE®	T/O/s®	LYFT®	DISTRICT®	ABILITY®	KIOSK	ROUTES	UPSTAGE	EXPANSION® DESKING	EXPANSION® CITYLINE	INTERPRET™	HEIGHT-ADJUSTABLE BENCH	CHRONICLE	DOSSIER®	EMOTE	JOURNAL	LITE WOOD OFFICE	EXPANSION® CASEGOODS	ALTOS®	OPTOS®	FOCUS WALL	POD	TEK VUE	ARCHITECTURAL COMPLEMENTS	WITHIN	AI HEALTCARE
Edge Trim Color																											
Solid																											
Very White	S S																										
Storm White	S T																										
Nevada	N V																										
Latte	U T																										
Evening Stone	D K																		1/2								
Granite	J Y																		1/2								
Black	B L																		1/2								
Aluminum Acrylic	S M																										
Atrium White	4 G																		1/2								
Soft Gris	4 H																										
Heather Grey	F K																		1/2								
Greystone	4 S																		1/2								
Crisp Grey	4 T																										
Sand	4 U																		1/2								
Earth	4 V																		1/2								
Matte Black	4 M																										
Signal Red	8 M																										
Wood Print																											
Royal Cherry Print	S J																										
Walnut Cathedralgrain	S Z																										
Espresso Reflect	S W																										
Stainless	S V																										
Ivory Birch	H W																										
Coastal Elm	H X																										
Provincial Oak	H Y																										
Mercurial Walnut	4 A																										
Java Walnut	4 B																										
Urban Walnut	4 C																										
Choice Maple	4 D																										
Estate Cherry	4 E																										
Campus Oak	4 F																										
Flax Reflect	4 J																										
Pecan Reflect	4 K																										
Cocoa Brown Reflect	4 N																										
Sycamore Reflect	4 P																										
Taupe Crosshatch	4 X																		1/2								
Light Grey Crosshatch	4 Y																		1/2								
Dark Grey Crosshatch	4 Z																		1/2								
Baltic Ply	4 L																										

Not all the Edge Trim Colors are offered in each edge trim, please refer to the specification software to see the availability by product line.

1/2 Applicable to D 1" & M 1 3/16" worksurfaces only.

Custom Wood contains the following product lines: Community Table, C+D & Teknion Reception.

Lite Wood Office contains the following product lines: Byward & Carrier Desk.

listings & application matrices



<div> <div></div> Available <div></div> Not Available </div>		FILING & STORAGE						TABLES, LEARNING & COLLABORATIVE								CUSTOM WOOD			
		LEDGER®	MOUNTED STORAGE	CUSTOM STORAGE	UNIVERSAL OVERHEAD	MODULAR CABINETS	COMPLEMENTS	WORK TABLES	MEETING TABLES	AUDIENCETM BOARDROOM TABLES	AUDIENCETM BOARDROOM STORAGE	EXPANSION® LEARNING	CASUAL TABLES	CLUBTALK	STORAGE	WORK TOOLS	COMMUNITY TABLE	C+D CONFERENCE TABLE	TEKNION RECEPTION
Edge Trim Color																			
Solid																			
Very White	SS																		
Storm White	ST																		
Nevada	NV																		
Latte	UT																		
Evening Stone	DK											1/2							
Granite	JY											1/2							
Black	BL											1/2							
Aluminum Acrylic	SM																		
Atrium White	4G											1/2							
Soft Gris	4H																		
Heather Grey	FK											1/2							
Greystone	4S											1/2							
Crisp Grey	4T											1/2							
Sand	4U											1/2							
Earth	4V											1/2							
Matte Black	4M																		
Signal Red	8M																		
Wood Print																			
Royal Cherry Print	SJ																		
Walnut Cathedralgrain	SZ																		
Espresso Reflect	SW																		
Stainless	SV																		
Ivory Birch	HW																		
Coastal Elm	HX																		
Provincial Oak	HY																		
Mercurial Walnut	4A																		
Java Walnut	4B																		
Urban Walnut	4C																		
Choice Maple	4D																		
Estate Cherry	4E																		
Campus Oak	4F																		
Flax Reflect	4J																		
Pecan Reflect	4K																		
Cocoa Brown Reflect	4N																		
Sycamore Reflect	4P																		
Taupe Crosshatch	4X											1/2							
Light Grey Crosshatch	4Y											1/2							
Dark Grey Crosshatch	4Z											1/2							
Baltic Ply	4L																		

Not all the Edge Trim Colors are offered in each edge trim, please refer to the specification software to see the availability by product line.

* Available in Straight Trim (6) only.

1/2 Applicable to D 1" & M 1 3/16" worksurfaces only.

listings & application matrices

<div><div>Available</div><div>Not Available</div></div>		PANEL SYSTEMS				FREESTANDING SYSTEMS				DESKING SYSTEMS				CASEGOODS				ARCHITECTURAL PRODUCTS									
		LEVERAGE®	T/O/s®	LYFT®	DISTRICT®	ABILITY®	KIOSK	ROUTES	UPSTAGE	EXPANSION® DESKING	EXPANSION® CITYLINE	INTERPRET™	HEIGHT-ADJUSTABLE BENCH	CHRONICLE	DOSSIER®	EMOTE	JOURNAL	LITE WOOD OFFICE	EXPANSION® CASEGOODS	ALTOS®	OPTOS®	FOCUS WALL	POD	TEK VUE	ARCHITECTURAL COMPLEMENTS	WITHIN	AI HEALTCARE
Foundation 																											
These powder paint colors are offered on the broadest range of parts, including metal and plastic. Foundation offers: smooth satin, textured satin finishes.																											
Satin/Matte																											
Granite (Satin)	51 / J																								*	▲	
Ebony (Satin)	52 / E																									▲	
Crisp Grey (Matte)	25 / 6																								*	▲	
Soft Gris (Matte)	26 / B																								*	▲	
Sand (Matte)	27 / 3																								*	▲	
Earth (Matte)	28 / 4																								*	▲	
Clay (Matte)	85 / Y																								*	▲	
Atrium White (Matte)	T / 20																								*	▲	
Greystone (Matte)	U / 24																								*	▲	
Textured																											
Storm White	74 / Q																										
Latte	75 / C																										
Espresso	76 / P																										
Foundry Onyx	Z / 23																										
Mica 																											
These powder paint colors are offered on the broadest range of parts, including metal and plastic. Mica offers: smooth satin mica and textured mica finishes. Mica colors are pearlescent colors which visually softens the surface of the metal on which it is applied.																											
Satin																											
Very White (Satin)	83 / V																										
Platinum (Satin)	60 / 7																										
Graphite (Satin)	62 / M																										
Anthracite (Satin)	68 / X																										
Sepia Bronze (Satin)	70 / S																										
Burnished Bronze (Satin)	71 / 2																										
Titanium Grey (Satin)	72 / F																										
Gilded Ash (Satin)	73 / 1																										
Textured																											
Arctic	77 / 8																										



Environmental Friendly Finish.

* Not available on Mullions.



▲ Only available on structural frame components (post and beam).

◆ AC Coordinate Finish for solid doors soft close arm only.

Custom Wood contains the following product lines: Community Table, C+D & Teknion Reception.

Lite Wood Office contains the following product lines: Byward & Carrier Desk.

listings & application matrices

<div> <div></div> Available <div></div> Not Available </div>		FILING & STORAGE					TABLES, LEARNING & COLLABORATIVE										CUSTOM WOOD		
		LEDGER®	MOUNTED STORAGE	CUSTOM STORAGE	UNIVERSAL OVERHEAD	MODULAR CABINETS	COMPLEMENTS	WORK TABLES	MEETING TABLES	AUDIENCETM BOARDROOM TABLES	AUDIENCETM BOARDROOM STORAGE	EXPANSION® LEARNING	CASUAL TABLES	CLUBTALK	STORAGE	WORK TOOLS	COMMUNITY TABLE	C+D CONFERENCE TABLE	TEKNION RECEPTION
Foundation 																			
<i>These powder paint colors are offered on the broadest range of parts, including metal and plastic. Foundation offers: smooth satin, textured satin finishes.</i>																			
Satin/Matte																			
Granite (Satin)	51 / J																		
Ebony (Satin)	52 / E																		
Crisp Grey (Matte)	25 / 6																		
Soft Gris (Matte)	26 / B																		
Sand (Matte)	27 / 3																		
Earth (Matte)	28 / 4																		
Clay (Matte)	85 / Y																		
Atrium White (Matte)	T / 20																		
Greystone (Matte)	U / 24																		
Textured																			
Storm White	74 / Q																		
Latte	75 / C																		
Espresso	76 / P																		
Foundry Onyx	Z / 23																		
Mica 																			
<i>These powder paint colors are offered on the broadest range of parts, including metal and plastic. Mica offers: smooth satin mica and textured mica finishes. Mica colors are pearlescent colors which visually softens the surface of the metal on which it is applied.</i>																			
Satin/Matte																			
Very White (Satin)	83 / V																		
Platinum (Satin)	60 / 7																		
Graphite (Satin)	62 / M																		
Anthracite (Satin)	68 / X																		
Sepia Bronze (Satin)	70 / S																		
Burnished Bronze (Satin)	71 / 2																		
Titanium Grey (Satin)	72 / F																		
Gilded Ash (Satin)	73 / 1																		
Textured																			
Arctic	77 / 8																		



Environmental Friendly Finish.

listings & application matrices

<div><div>Available</div><div>Not Available</div></div>		PANEL SYSTEMS				FREESTANDING SYSTEMS				DESKING SYSTEMS				CASEGOODS				ARCHITECTURAL PRODUCTS									
		LEVERAGE®	T/O/s®	LYFT®	DISTRICT®	ABILITY®	KIOSK	ROUTES	UPSTAGE	EXPANSION® DESKING	EXPANSION® CITYLINE	INTERPRET™	HEIGHT-ADJUSTABLE BENCH	CHRONICLE	DOSSIER®	EMOTE	JOURNAL	LITE WOOD OFFICE	EXPANSION® CASEGOODS	ALTOS®	OPTOS®	FOCUS WALL	POD	TEK VUE	ARCHITECTURAL COMPLEMENTS	WITHIN	AI HEALTCARE
Accent																											
Satin																											
Atmosphere (Satin)	C J																								*		
Blue Sage	9 8																								*		
Blush (Satin)	C K																								*		
Brickstone (Satin)	1 8																								*		
Butternut	1 4																								*		
Herbal (Satin)	C P																								*		
Ink Blue (Satin)	1 7																								*		
Signal Red	9 7																								*		
Soft Gold (Satin)	C Q																								*		
TK Hunter (Satin)	1 V																								*		
TK Radioactive (Satin)	1 W																								*		
TK Sunburst (Satin)	1 X																								*		
Painted																											
Wet painted colors are a smooth satin finish that are selected to coordinate with the Fascia Laminate finishes, offering a broad range of color options.																											
Latte	B C																										
Espresso	B P																										
Storm White	B H																										
Translucent																											
Translucent materials are offered in standard clear, standard frost, ribbed clear, ribbed frost, providing varying degrees of transparency.																											
Standard Clear	C L																										
Standard Frost	8 / F T																										
Ribbed Textured	C G																										
Solid Surface																											
Silver Grey	M H																										
Elegant Gray	M M																										
Glacier White	M V																										



Environmental Friendly Finish.

- Powder paint, emits no VOC's (Volatile Organic Compounds) during manufacturing and at the end user.
- Teknion's Powder Coating is highly efficient by using the following processes, a closed loop system, a reclaim process to coat hidden components and a reformulation of waste powder to coat drawer bodies.

* Not available on Mullions.

Custom Wood contains the following product lines: Community Table, C+D & Teknion Reception.

Lite Wood Office contains the following product lines: Byward & Carrier Desk.

listings & application matrices

<div><div></div> Available</div> <div><div></div> Not Available</div>		FILING & STORAGE						TABLES, LEARNING & COLLABORATIVE								CUSTOM WOOD			
		LEDGER®	MOUNTED STORAGE	CUSTOM STORAGE	UNIVERSAL OVERHEAD	MODULAR CABINETS	COMPLEMENTS	WORK TABLES	MEETING TABLES	AUDIENCETM BOARDROOM TABLES	AUDIENCETM BOARDROOM STORAGE	EXPANSION® LEARNING	CASUAL TABLES	CLUBTALK	STORAGE	WORK TOOLS	COMMUNITY TABLE	C+D CONFERENCE TABLE	TEKNION RECEPTION
Accent																			
Satin																			
Atmosphere (Satin)	C J																		
Blue Sage	9 8																		
Blush (Satin)	C K																		
Brickstone (Satin)	1 8																		
Butternut	1 4																		
Herbal (Satin)	C P																		
Ink Blue (Satin)	1 7																		
Signal Red	9 7																		
Soft Gold (Satin)	C Q																		
TK Hunter (Satin)	1 V																		
TK Radioactive (Satin)	1 W																		
TK Sunburst (Satin)	1 X																		
Painted																			
Wet painted colors are a smooth satin finish that are selected to coordinate with the Fascia Laminate finishes, offering a broad range of color options.																			
Latte	B C																		
Espresso	B P																		
Storm White	B H																		
Translucent																			
Translucent materials are offered in standard clear, standard frost, ribbed clear, ribbed frost, providing varying degrees of transparency.																			
Standard Clear	C L																		
Standard Frost	8 / F T																		
Ribbed Textured	C G																		
Solid Surface																			
Silver Grey	M H																		
Elegant Gray	M M																		
Glacier White	M V																		



Environmental Friendly Finish.

- Powder paint, emits no VOC's (Volatile Organic Compounds) during manufacturing and at the end user.
- Teknion's Powder Coating is highly efficient by using the following processes, a closed loop system, a reclaim process to coat hidden components and a reformulation of waste powder to coat drawer bodies.

listings & application matrices

<div><div></div> Available</div> <div><div></div> Not Available</div>		PANEL SYSTEMS				FREESTANDING SYSTEMS				DESKING SYSTEMS				CASEGOODS				ARCHITECTURAL PRODUCTS									
		LEVERAGE®	T/o/s®	LYFT®	DISTRICT®	ABILITY®	KIOSK	ROUTES	UPSTAGE	EXPANSION® DESKING	EXPANSION® CITYLINE	INTERPRET™	HEIGHT-ADJUSTABLE BENCH	CHRONICLE	DOSSIER®	EMOTE	JOURNAL	LITE WOOD OFFICE	EXPANSION® CASEGOODS	ALTOS®	OPTOS®	FOCUS WALL	POD	TEK VUE	ARCHITECTURAL COMPLEMENTS	WITHIN	AI HEALTCARE
Metal Paint																											
Atmosphere	C J																										
Blush	C K																										
Herbal	C P																										
Soft Gold	C Q																										
Painted Surface																											
Anthracite																											
Graphite																											
Gilded Ash																											
Titanium Grey																											
Sepia Bronze																											
Burnished Bronze																											
Atrium White																											
Anodized																											
Anodized finish colors provide a natural metal look and are selected to coordinate with the Fascia Laminate finishes, offering a broad range of color options.																											
Clear	A C																										
Architectural Metal Elements																											
Metal elements are embossed and perforated patterns that can be finished in Teknion’s Foundation or Mica colors.																											
Embossed Dot Solo E1 / E3 / 401																											
Embossed Large Dot 402																											
Embossed Square Solo E1 / 201																											
Embossed Square Collective E2 / 202																											
Embossed Louvered Solo 305																											
Perforated Dot Solo P1 / 403																											
Perforated Square Solo P1 / 204																											
Perforated Square Collective P2 / 203																											
Perforated Holes 601																											
Solid N																											
Fully Perforated D8																											
Embossed Square																											

↑ ↑
Frame only

Custom Wood contains the following product lines: Community Table, C+D & Teknion Reception.
Lite Wood Office contains the following product lines: Byward & Carrier Desk.
▲ Applicable to the Byward only

listings & application matrices

<div>Available</div> <div>Not Available</div>		FILING & STORAGE						TABLES, LEARNING & COLLABORATIVE								CUSTOM WOOD			
		LEDGER®	MOUNTED STORAGE	CUSTOM STORAGE	UNIVERSAL OVERHEAD	MODULAR CABINETS	COMPLEMENTS	WORK TABLES	MEETING TABLES	AUDIENCETM BOARDROOM TABLES	AUDIENCETM BOARDROOM STORAGE	EXPANSION® LEARNING	CASUAL TABLES	CLUBTALK	STORAGE	WORK TOOLS	COMMUNITY TABLE	C+D CONFERENCE TABLE	TEKNION RECEPTION
Metal Paint																			
Atmosphere	C J																		
Blush	C K																		
Herbal	C P																		
Soft Gold	C Q																		
Painted Surface																			
Anthracite																			
Graphite																			
Gilded Ash																			
Titanium Grey																			
Sepia Bronze																			
Burnished Bronze																			
Atrium White																			
Anodized																			
<i>Anodized finish colors provide a natural metal look and are selected to coordinate with the Fascia Laminate finishes, offering a broad range of color options.</i>																			
Clear	A C																		
Architectural Metal Elements																			
<i>Metal elements are embossed and perforated patterns that can be finished in Teknion’s Foundation or Mica colors.</i>																			
Embossed Dot Solo E1/E3/401																			
Embossed Large Dot 402																			
Embossed Square Solo E1/201																			
Embossed Square Collective E2/202																			
Embossed Louvered Solo 305																			
Perforated Dot Solo P1/403																			
Perforated Square Solo P1/204																			
Perforated Square Collective P2/203																			
Perforated Holes 601																			
Solid N																			
Fully Perforated D8																			
Embossed Square																			

listings & application matrices

<div><div></div> Available</div> <div><div></div> Not Available</div>		PANEL SYSTEMS				FREESTANDING SYSTEMS				DESKING SYSTEMS				CASEGOODS				ARCHITECTURAL PRODUCTS									
		LEVERAGE®	T/O/s®	LYFT®	DISTRICT®	ABILITY®	KIOSK	ROUTES	UPSTAGE	EXPANSION® DESKING	EXPANSION® CITYLINE	INTERPRET™	HEIGHT-ADJUSTABLE BENCH	CHRONICLE	DOSSIER®	EMOTE	JOURNAL	LITE WOOD OFFICE	EXPANSION® CASEGOODS	ALTOS®	OPTOS®	FOCUS WALL	POD	TEK VUE	ARCHITECTURAL COMPLEMENTS	WITHIN	AI HEALTCARE
Standard Glass																											
Clear (5 and CL) Standard Glass is a clear tempered glass.																											
Clear	A5 / CL																										
Frost (6) Standard Glass is a sandblasted tempered glass.																											
Frost	6																										
Frost (FT) Standard Glass is an etched tempered glass.																											
Frost	FT																										
Satin (FB) Standard Glass is a double sided etched tempered glass.																											
Satin	FB																										
Ceramic Frit	FA																										
Low Iron																											
Clear	LA																										
Frost	LB																										
Architectural Glass																											
Architectural patterns offer geometric motifs in a combination of clear and frost sandblasted tempered glass.																											
Dot Solo	1 / 4 0 1																										
Square Solo	1 / 2 0 1																										
Square Collective	2																										
Louvered	A 4 / 4 / 3 0 4																										
Frosted Square Solo	A 7																										
Frosted Square Collective	A 9																										
Speciality Glass Laminated																											
Speciality Glass is Laminated glass.																											
Frost																											
65% White	A 6																										
80% Cool White	G 5																										
Grade 7																											
Polar White (Prev. Pure White)	H 3																										

Custom Wood contains the following product lines: Community Table, C+D & Teknion Reception.

Lite Wood Office contains the following product lines: Byward & Carrier Desk.

listings & application matrices

<div>Available</div> <div>Not Available</div>		FILING & STORAGE					TABLES, LEARNING & COLLABORATIVE										CUSTOM WOOD		
		LEDGER®	MOUNTED STORAGE	CUSTOM STORAGE	UNIVERSAL OVERHEAD	MODULAR CABINETS	COMPLEMENTS	WORK TABLES	MEETING TABLES	AUDIENCETM BOARDROOM TABLES	AUDIENCETM BOARDROOM STORAGE	EXPANSION® LEARNING	CASUAL TABLES	CLUBTALK	STORAGE	WORK TOOLS	COMMUNITY TABLE	C+D CONFERENCE TABLE	TEKNION RECEPTION
Standard Glass																			
Clear (5 and CL) Standard Glass is a clear tempered glass.																			
Clear	A 5 / CL																		
Frost (6) Standard Glass is a sandblasted tempered glass.																			
Frost	6																		
Frost (FT) Standard Glass is an etched tempered glass.																			
Frost	FT																		
Satin (FB) Standard Glass is a double sided etched tempered glass.																			
Satin	FB																		
Ceramic Frit	FA																		
Low Iron																			
Clear	LA																		
Frost	LB																		
Architectural Glass																			
Architectural patterns offer geometric motifs in a combination of clear and frost sandblasted tempered glass.																			
Dot Solo	1 / 4 0 1																		
Square Solo	1 / 2 0 1																		
Square Collective	2																		
Louvered	A 4 / 4 / 3 0 4																		
Frosted Square Solo	A 7																		
Frosted Square Collective	A 9																		
Speciality Glass Laminated																			
Speciality Glass is Laminated glass.																			
Frost																			
65% White	A 6																		
80% Cool White	G 5																		
Grade 7																			
Polar White (Prev. Pure White)	H 3																		

listings & application matrices

<div><div>Available</div><div>Not Available</div></div>		PANEL SYSTEMS				FREESTANDING SYSTEMS				DESKING SYSTEMS				CASEGOODS				ARCHITECTURAL PRODUCTS									
		LEVERAGE®	T/O/s®	LYFT®	DISTRICT®	ABILITY®	KIOSK	ROUTES	UPSTAGE	EXPANSION® DESKING	EXPANSION® CITYLINE	INTERPRET™	HEIGHT-ADJUSTABLE BENCH	CHRONICLE	DOSSIER®	EMOTE	JOURNAL	LITE WOOD OFFICE	EXPANSION® CASEGOODS	ALTOS®	OPTOS®	FOCUS WALL	POD	TEK VUE	ARCHITECTURAL COMPLEMENTS	WITHIN	AI HEALTCARE
Back-Painted Glass																											
Storm White	K1																										
Very White	K7																										
Graphic Steel	K8																										
Gris	J6																										
Crisp Grey	B1																										
Sand	B2																										
Earth	B3																										
Sepia Bronze	B5																										
Burnished Bronze	B6																										
Graphite	B7																										
Titanium Grey	B8																										
Anthracite	BQ																										
Back-Painted Glass (Accent color match)																											
Blush	HS																										
Herbal	HT																										
Blue Sage	HU																										
Atmosphere	HV																										
Soft Gold	HZ																										
Specialty Glass Skyline Design																											
Single-Sided																											
AR – 105	T1																			*	*						
AR – 107	T2																			*	*						
AR – 110	T3																			*	*						
Weaves + Textures, Purl – Option A	T4																			*	*						
Weaves + Textures, Challis – Option A	T5																			*	*						
Double-Sided																											
Light + Shadow, Briteline – Option L	T6																			*	*						
Light + Shadow, Cascade – Option L	T7																			*	*						
Weaves + Textures, Challis – Option C	T8																			*	*						
Weaves + Textures, Sateen – Option C	T9																			*	*						

* Patterns have been pre approved, please contact Specials for pricing.

Custom Wood contains the following product lines: Community Table, C+D & Teknion Reception.

Lite Wood Office contains the following product lines: Byward & Carrier Desk.

listings & application matrices

<div> <div></div> Available <div></div> Not Available </div>		FILING & STORAGE					TABLES, LEARNING & COLLABORATIVE										CUSTOM WOOD		
		LEDGER®	MOUNTED STORAGE	CUSTOM STORAGE	UNIVERSAL OVERHEAD	MODULAR CABINETS	COMPLEMENTS	WORK TABLES	MEETING TABLES	AUDIENCETM BOARDROOM TABLES	AUDIENCETM BOARDROOM STORAGE	EXPANSION® LEARNING	CASUAL TABLES	CLUBTALK	STORAGE	WORK TOOLS	COMMUNITY TABLE	C+D CONFERENCE TABLE	TEKNION RECEPTION
Back-Painted Glass																			
Storm White	K1																		
Very White	K7																		
Graphic Steel	K8																		
Gris	J6																		
Crisp Grey	B1																		
Sand	B2																		
Earth	B3																		
Sepia Bronze	B5																		
Burnished Bronze	B6																		
Graphite	B7																		
Titanium Grey	B8																		
Anthracite	BQ																		
Back-Painted Glass (Accent color match)																			
Blush	HS																		
Herbal	HT																		
Blue Sage	HU																		
Atmosphere	HV																		
Soft Gold	HZ																		
Specialty Glass Skyline Design																			
Single-Sided																			
AR – 105	T1																		
AR – 107	T2																		
AR – 110	T3																		
Weaves + Textures, Purl – Option A	T4																		
Weaves + Textures, Challis – Option A	T5																		
Double-Sided																			
Light + Shadow, Briteline – Option L	T6																		
Light + Shadow, Cascade – Option L	T7																		
Weaves + Textures, Challis – Option C	T8																		
Weaves + Textures, Sateen – Option C	T9																		

listings & application matrices

<div><div></div> Available</div> <div><div></div> Not Available</div>		PANEL SYSTEMS				FREESTANDING SYSTEMS				DESKING SYSTEMS				CASEGOODS				ARCHITECTURAL PRODUCTS									
		LEVERAGE®	T/O/s®	LYFT®	DISTRICT®	ABILITY®	KIOSK	ROUTES	UPSTAGE	EXPANSION® DESKING	EXPANSION® CITYLINE	INTERPRET™	HEIGHT-ADJUSTABLE BENCH	CHRONICLE	DOSSIER®	EMOTE	JOURNAL	LITE WOOD OFFICE	EXPANSION® CASEGOODS	ALTOS®	OPTOS®	FOCUS WALL	POD	TEK VUE	ARCHITECTURAL COMPLEMENTS	WITHIN	AI HEALT/CARE
Felt																											
Loft																											
Carbon	RB 11																										
Umber	RB 12																										
Carrara	RB 13																										
Shale	RB 14																										
Smooth Felt																											
Pewter	R 5																										
Lunar	R 6																										
Admiral Blue	Q R																										
Sumac	Q S																										
River Rock	Q T																										
Knit Linx (Screens)																											
Cool Grey	K 440																										
Pewter	K 441																										
Warm Grey	K 442																										
Shale	K 443																										
Citrine	K 444																										
Sage	K 445																										
Brook	K 446																										
Poppy	K 447																										
Apricot	K 448																										
Evergreen	K 449																										
Midnight	K 450																										
Pomegranate	K 451																										
Natural Wool (Screens)																											
Silver Grey	A 117																										
Charcoal Grey	A 118																										

Custom Wood contains the following product lines: Community Table, C+D & Teknion Reception.

Lite Wood Office contains the following product lines: Byward & Carrier Desk.

listings & application matrices

<div> <div></div> Available <div></div> Not Available </div>		FILING & STORAGE					TABLES, LEARNING & COLLABORATIVE										CUSTOM WOOD		
		LEDGER®	MOUNTED STORAGE	CUSTOM STORAGE	UNIVERSAL OVERHEAD	MODULAR CABINETS	COMPLEMENTS	WORK TABLES	MEETING TABLES	AUDIENCETM BOARDROOM TABLES	AUDIENCETM BOARDROOM STORAGE	EXPANSION® LEARNING	CASUAL TABLES	CLUBTALK	STORAGE	WORK TOOLS	COMMUNITY TABLE	C+D CONFERENCE TABLE	TEKNION RECEPTION
Felt																			
Loft																			
Carbon	RB 1 1																		
Umber	RB 1 2																		
Carrara	RB 1 3																		
Shale	RB 1 4																		
Smooth Felt																			
Pewter	R 5																		
Lunar	R 6																		
Admiral Blue	QR																		
Sumac	QS																		
River Rock	QT																		
Knit Linx (Screens)																			
Cool Grey	K 4 4 0																		
Pewter	K 4 4 1																		
Warm Grey	K 4 4 2																		
Shale	K 4 4 3																		
Citrine	K 4 4 4																		
Sage	K 4 4 5																		
Brook	K 4 4 6																		
Poppy	K 4 4 7																		
Apricot	K 4 4 8																		
Evergreen	K 4 4 9																		
Midnight	K 4 5 0																		
Pomegranate	K 4 5 1																		
Natural Wool (Screens)																			
Silver Grey	A 1 1 7																		
Charcoal Grey	A 1 1 8																		

seating finishes

seating finishes

LISTINGS & APPLICATION MATRICES

BODY/FRAME, ARM & BASE FINISHES	40
BACK, SEAT & SHELL FINISHES	46
SIDE PANEL FINISHES	50
TABLE FINISHES	52
ACCESSORY FINISHES	66

listings & application matrices

BODY / FRAME, ARM & BASE FINISHES

<div><div></div> Available</div> <div><div></div> Not Available</div>		MISC.			WORK CHAIRS										STACKING CHAIRS				
		ALL PEDESTALS W/ SEAT	DISTRICT™ CUSHION	QUILTED SCREEN	AROUND	ESSA	NUOVA CONTESSA	PROJEK™	SABRINA	SAVERA®	SAVERA XL	SAVERA STOOL	TONE	VARIABLE	VISIO	NAMI®	NAMI® 3D WOOD	VARIABLE	VOLUME™
Wood																			
Natural Wood species and Flintwood reconstituted wood veneer are available in a variety of natural finishes and wood veneer coordinate stains to match with Teknion desking and systems. Variation of color, grain and texture is natural.																			
Chroma Wood Coordinated Satin Colors																			
Anthracite	1 U																		
Atrium White	1 S																		
Brickstone	1 D																		
Herbal	1 F																		
Midnight	1 L																		
TK Hunter	1 E																		
Flintwood Coordinated Satin Colors on Maple and Oak																			
Walnut Tone	K U																		
Drift Oak	5 W																		
Silverwash	5 S																		
Poppyseed	5 P																		
Veneer 2 Coordinated Stain Colors on Maple, Cherry and Walnut																			
Medium Dark Cherry	U K																		
Dark Brown Cherry	U M																		
Walnut on Cherry	U N																		
Veneer 3 Coordinated Stain Colors on Maple, Cherry, Walnut and Oak																			
Natural Maple	M P																		
Windsor Cherry	W W																		
Dark Cherry	W J																		
Natural White Oak	L Z																		
Natural Pecan	L V																		
Veneer 4 Coordinated Stain Colors on White Oak																			
Sierra	D V																		
Cocoa Brown	D Y																		
Truffle	D Z																		
Sisal	V M																		
Wood Stain Colors on Beech																			
Manila	B V																		
Ginger	B Y																		
Clove	B W																		
Tobacco	B X																		

listings & application matrices

BODY/FRAME, ARM & BASE FINISHES (Continued)

<div><div>Available</div><div>Not Available</div></div>		MULTI-USE CHAIRS														SOFT SEATING										
		ABILITY® SPINNER STOOL	AMICUS (GUEST)	ARNE (NORTH 56)	AROUND (GUEST & CONF.)	CHEZ (NORTH 56)	JUST-US	KUPP	LARU (NORTH 56)	OCCO	SCHALE (NORTH 56)	SICLA (NORTH 56)	SITARA™ (GUEST)	SPROUT	VARIABLE	AEGIS™	BANQS	BELIZE™	BONDS	COLLABORATIVE OTTOMAN	ROUTES	TEKNION DNA™	FERRARRA®	TUX	VASARI®	VIGNETTE™
Wood																										
Natural Wood species and Flintwood reconstituted wood veneer are available in a variety of natural finishes and wood veneer coordinate stains to match with Teknion desking and systems. Variation of color, grain and texture is natural.																										
Chroma Wood Coordinated Satin Colors																										
Anthracite	1 U																									
Atrium White	1 S																									
Brickstone	1 D																									
Herbal	1 F																									
Midnight	1 L																									
TK Hunter	1 E																									
Flintwood Coordinated Satin Colors on Maple and Oak																										
Walnut Tone	KU																									
Drift Oak	5 W																									
Silverwash	5 S																									
Poppyseed	5 P																									
Veneer 2 Coordinated Stain Colors on Maple, Cherry and Walnut																										
Medium Dark Cherry	UK																									
Dark Brown Cherry	UM																									
Walnut on Cherry	UN																									
Veneer 3 Coordinated Stain Colors on Maple, Cherry, Walnut and Oak																										
Natural Maple	MP																									
Windsor Cherry	WW																									
Dark Cherry	WJ																									
Natural White Oak	LZ																									
Natural Pecan	LV																									
Veneer 4 Coordinated Stain Colors on White Oak																										
Sierra	DV																									
Cocoa Brown	DY																									
Truffle	DZ																									
Sisal	VM																									
Wood Stain Colors on Beech																										
Manila	BV																									
Ginger	BY																									
Clove	BW																									
Tobacco	BX																									

listings & application matrices

BODY / FRAME, ARM & BASE FINISHES (Continued)


<div><div></div> Available</div> <div><div></div> Not Available</div>		MISC.		WORK CHAIRS											STACKING CHAIRS			
		ALL PEDESTALS W/ SEAT	DISTRICT™ CUSHION	QUILTED SCREEN	AROUND	ESSA	NUOVA CONTESSA	PROJEK™	SABRINA	SAVERA®	SAVERA XL	SAVERA STOOL	TONE	VARIABLE	VISIO	NAMI®	NAMI® 3D WOOD	VARIABLE
Metal																		
Metal colors are used on a wide variety of chair parts including frames, side panels and bases. The colors available can be found in Teknion’s Foundation and Mica Accent finish categories. Metal colors coordinate with seating and panel fabrics, as well as laminates and edge trims.																		
Chrome	C / C6																	
Polished Aluminum	F / C9																	
Tess Silver	99																	
Ebony (Foundation)	E / 52																	
Storm White (Foundation)	Q / 74																	
Platinum (Mica)	7 / 60																	
Gris	9F																	
Greystone (Matte)	U / 24																	
Foundation																		
These powder paint colors are offered on the broadest range of parts, including metal and plastic. Foundation offers: smooth satin, textured satin finishes.																		
Satin/Matte																		
Granite (Satin)	51 / J																	
Ebony (Satin)	52 / E																	
Crisp Grey (Matte)	25 / 6																	
Soft Gris (Matte)	26 / B																	
Sand (Matte)	27 / 3																	
Earth (Matte)	28 / 4																	
Atrium White (Matte)	T / 20																	
Clay (Matte)	85 / Y																	
Textured																		
Storm White	74 / Q																	
Latte	75 / C																	
Espresso	76 / P																	
Foundry Onyx	Z / 23																	
Chroma Paints																		
Anthracite	1U																	
Atrium White	1S																	
Brickstone	1D																	
Herbal	1F																	
Midnight	1L																	
TK Hunter	1E																	



Environmental Friendly Finish.

listings & application matrices

BODY / FRAME, ARM & BASE FINISHES (Continued)


<div><div>Available</div><div>Not Available</div></div>		MULTI-USE CHAIRS												SOFT SEATING													
		ABILITY® SPINNER STOOL	AMICUS (GUEST)	ARNE (NORTH 56)	AROUND (GUEST & CONF.)	CHEZ (NORTH 56)	JUST-US	KUPP	LARU (NORTH 56)	OCCO	SCHALE (NORTH 56)	SICLA (NORTH 56)	SITARA™ (GUEST)	SPROUT	VARIABLE	AEGIS™	BANQS	BELIZE™	BONDS	COLLABORATIVE OTTOMAN	ROUTES	TEKNION DNA™	FERRARRA®	TUX	VASARI®	VIGNETTE™	
Metal																											
<i>Metal colors are used on a wide variety of chair parts including frames, side panels and bases. The colors available can be found in Teknion's Foundation and Mica Accent finish categories. Metal colors coordinate with seating and panel fabrics, as well as laminates and edge trims.</i>																											
Chrome	C / C6																										
Polished Aluminum	F / C9																										
Tess Silver	99																										
Ebony (Foundation)	E / 52																										
Storm White (Foundation)	Q / 74																										
Platinum (Mica)	7 / 60																										
Gris	9F																										
Greystone (Matte)	U / 24																										
Foundation 																											
<i>These powder paint colors are offered on the broadest range of parts, including metal and plastic. Foundation offers: smooth satin, textured satin finishes.</i>																											
Satin/Matte																											
Granite (Satin)	51 / J																										
Ebony (Satin)	52 / E																										
Crisp Grey (Matte)	25 / 6																										
Soft Gris (Matte)	26 / B																										
Sand (Matte)	27 / 3																										
Earth (Matte)	28 / 4																										
Atrium White (Matte)	T / 20																										
Clay (Matte)	85 / Y																										
Textured																											
Storm White	74 / Q																										
Latte	75 / C																										
Espresso	76 / P																										
Foundry Onyx	Z / 23																										
Chroma Paints																											
Anthracite	1U																										
Atrium White	1S																										
Brickstone	1D																										
Herbal	1F																										
Midnight	1L																										
TK Hunter	1E																										



Environmental Friendly Finish.

listings & application matrices

BODY / FRAME, ARM & BASE FINISHES (Continued)


<div><div></div> Available</div> <div><div></div> Not Available</div>	MISC.			WORK CHAIRS											STACKING CHAIRS			
	ALL PEDESTALS W/ SEAT	DISTRICT™ CUSHION	QUILTED SCREEN	AROUND	ESSA	NUOVA CONTESSA	PROJEK™	SABRINA	SAVERA®	SAVERA XL	SAVERA STOOL	TONE	VARIABLE	VISIO	NAMI®	NAMI® 3D WOOD	VARIABLE	VOLUME™
Mica 																		
<i>These powder paint colors are offered on the broadest range of parts, including metal and plastic. Mica offers: smooth satin mica and textured mica finishes. Mica colors are pearlescent colors which visually softens the surface of the metal on which it is applied.</i>																		
Satin																		
Very White (Satin)	83 / V																	
Platinum (Satin)	60 / 7																	
Graphite (Satin)	62 / M																	
Anthracite (Satin)	68 / X																	
Sepia Bronze (Satin)	70 / S																	
Burnished Bronze (Satin)	71 / 2																	
Titanium Grey (Satin)	72 / F																	
Gilded Ash (Satin)	73 / 1																	
Textured																		
Arctic	77 / 8																	
Accent																		
Satin																		
Atmosphere (Satin)	C J																	
Blue Sage	98																	
Blush (Satin)	C K																	
Brickstone (Satin)	18																	
Butternut	14																	
Herbal (Satin)	C P																	
Ink Blue (Satin)	17																	
Signal Red	97																	
Soft Gold (Satin)	C Q																	
TK Hunter (Satin)	1 V																	
TK Radioactive (Satin)	1 W																	
TK Sunburst (Satin)	1 X																	



Environmental Friendly Finish.

listings & application matrices

BODY/FRAME, ARM & BASE FINISHES (Continued)

<div><div></div> Available</div> <div><div></div> Not Available</div>		MULTI-USE CHAIRS														SOFT SEATING										
		ABILITY® SPINNER STOOL	AMICUS (GUEST)	ARNE (NORTH 56)	AROUND (GUEST & CONF.)	CHEZ (NORTH 56)	JUST-US	KUPP	LARU (NORTH 56)	OCCO	SCHALE (NORTH 56)	SICLA (NORTH 56)	SITARA™ (GUEST)	SPROUT	VARIABLE	AEGIS™	BANQS	BELIZE™	BONDS	COLLABORATIVE OTTOMAN	ROUTES	TEKNION DNA™	FERRARRA®	TUX	VASARI®	VIGNETTE™
Mica 																										
<i>These powder paint colors are offered on the broadest range of parts, including metal and plastic. Mica offers: smooth satin mica and textured mica finishes. Mica colors are pearlescent colors which visually softens the surface of the metal on which it is applied.</i>																										
Satin																										
Very White (Satin)	83 / V																									
Platinum (Satin)	60 / 7																									
Graphite (Satin)	62 / M																									
Anthracite (Satin)	68 / X																									
Sepia Bronze (Satin)	70 / S																									
Burnished Bronze (Satin)	71 / 2																									
Titanium Grey (Satin)	72 / F																									
Gilded Ash (Satin)	73 / 1																									
Textured																										
Arctic	77 / 8																									
Accent																										
Satin																										
Atmosphere (Satin)	C J																									
Blue Sage	98																									
Blush (Satin)	C K																									
Brickstone (Satin)	18																									
Butternut	14																									
Herbal (Satin)	C P																									
Ink Blue (Satin)	17																									
Signal Red	97																									
Soft Gold (Satin)	C Q																									
TK Hunter (Satin)	1 V																									
TK Radioactive (Satin)	1 W																									
TK Sunburst (Satin)	1 X																									



Environmental Friendly Finish.

listings & application matrices

BACK, SEAT & SHELL FINISHES

<div><div></div> Available</div> <div><div></div> Not Available</div>		MISC.			WORK CHAIRS											STACKING CHAIRS			
		ALL PEDESTALS W/ SEAT	DISTRICT™ CUSHION	QUILTED SCREEN	AROUND	ESSA	NUOVA CONTESSA	PROJEK™	SABRINA	SAVERA®	SAVERA XL	SAVERA STOOL	TONE	VARIABLE	VISIO	NAMI®	NAMI® 3D WOOD	VARIABLE	VOLUME™
Plastic																			
Plastic colors are used on a wide variety of chair parts including frames, bases, arms, backs and seats. The majority of plastic parts are available in Black. Coordinates to these colors can also be found in Teknion's Fabric offering.																			
Ebony	E / 7 F / 8 B / 9 J																		
Embossed Plastic	Z																		
Ebony (Satin)	5 Z																		
Deep Verde	6 A																		
Blue	6 C																		
Dark Grey	6 E																		
Medium Taupe	6 G																		
Medium Grey	6 H																		
Orange	6 J																		
Fearless Red	7 A																		
Espresso	7 E																		
Light Grey	7 H																		
Deep Ocean	7 K																		
Lunar Grey	7 P																		
Latte Coordinate	7 R																		
Grey	7 T																		
Signal Red	7 W																		
Blue Sage	7 X																		
Storm White	7 Y																		
Very White	8 C																		
Gris	9 F																		
Atrium White	8 D																		
Blackstone	N F																		
Clay	N H																		
Poppy	H N																		
Lentil	H P																		
Matcha Green	H Q																		
Cordon Blue	H R																		
Greystone	H K																		
Medium Grey	H H																		
Black	H G																		
White	H F																		
Dimpse	G Q																		

listings & application matrices

BACK, SEAT & SHELL FINISHES (Continued)

<div><div></div> Available</div> <div><div></div> Not Available</div>		MULTI-USE CHAIRS												SOFT SEATING												
		ABILITY® SPINNER STOOL	AMICUS (GUEST)	ARNE (NORTH 56)	AROUND (GUEST & CONF.)	CHEZ (NORTH 56)	JUST-US	KUPP	LARU (NORTH 56)	OCCO	SCHALE (NORTH 56)	SICLA (NORTH 56)	SITARA™ (GUEST)	SPROUT	VARIABLE	AEGIS™	BANQS	BELIZE™	BONDS	COLLABORATIVE OTTOMAN	ROUTES	TEKNION DNA™	FERRARRA®	TUX	VASARI®	VIGNETTE™
Plastic																										
Plastic colors are used on a wide variety of chair parts including frames, bases, arms, backs and seats. The majority of plastic parts are available in Black. Coordinates to these colors can also be found in Teknion's Fabric offering.																										
Ebony	E / 7F / 8B / 9J																									
Embossed Plastic	Z																									
Ebony (Satin)	52																									
Deep Verde	6A																									
Blue	6C																									
Dark Grey	6E																									
Medium Taupe	6G																									
Medium Grey	6H																									
Orange	6J																									
Fearless Red	7A																									
Espresso	7E																									
Light Grey	7H																									
Deep Ocean	7K																									
Lunar Grey	7P																									
Latte Coordinate	7R																									
Grey	7T																									
Signal Red	7W																									
Blue Sage	7X																									
Storm White	7Y																									
Very White	8C																									
Gris	9F																									
Atrium White	8D																									
Blackstone	NF																									
Clay	NH																									
Poppy	HN																									
Lentil	HP																									
Matcha Green	HQ																									
Cordon Blue	HR																									
Greystone	HK																									
Medium Grey	HH																									
Black	HG																									
White	HF																									
Dimpse	GQ																									

listings & application matrices

BACK, SEAT & SHELL FINISHES (Continued)

<div><div></div> Available</div> <div><div></div> Not Available</div>	MISC.			WORK CHAIRS											STACKING CHAIRS			
	ALL PEDESTALS W/ SEAT	DISTRICT™ CUSHION	QUILTED SCREEN	AROUND	ESSA	NUOVA CONTESSA	PROJEK™	SABRINA	SAVERA®	SAVERA XL	SAVERA STOOL	TONE	VARIABLE	VISIO	NAMI®	NAMI® 3D WOOD	VARIABLE	VOLUME™
Wood																		
Natural Wood species and Flintwood reconstituted wood veneer are available in a variety of natural finishes and wood veneer coordinate stains to match with Teknion desking and systems. Variation of color, grain and texture is natural.																		
Flintwood Colors on Maple																		
Walnut Tone	KU																	
Veneer 2 Colors on Maple and Beech																		
Medium Dark Cherry	UK																	
Dark Brown Cherry	UM																	
Walnut on Cherry	UN																	
Veneer 3 Colors on Maple and Beech																		
Natural Maple	MP																	
Windsor Cherry	WW																	
Dark Cherry	WJ																	
Veneer 4 Colors on Maple and Beech																		
Sierra	DV																	
Cocoa Brown	DY																	
Truffle	DZ																	
Nami Wood Stain Colors on Beech																		
Manila	BV																	
Ginger	BY																	
Clove	BW																	
Tobacco	BX																	

listings & application matrices

BACK, SEAT & SHELL FINISHES (Continued)

<div><div></div> Available</div> <div><div></div> Not Available</div>	MULTI-USE CHAIRS														SOFT SEATING											
	ABILITY® SPINNER STOOL	AMICUS (GUEST)	ARNE (NORTH 56)	AROUND (GUEST & CONF.)	CHEZ (NORTH 56)	JUST-US	KUPP	LARU (NORTH 56)	OCCO	SCHALE (NORTH 56)	SICLA (NORTH 56)	SITARA™ (GUEST)	SPROUT	VARIABLE	AEGIS™	BANQS	BELIZE™	BONDS	COLLABORATIVE OTTOMAN	ROUTES	TEKNION DNA™	FERRARRA®	TUX	VASARI®	VIGNETTE™	
Wood																										
Natural Wood species and Flintwood reconstituted wood veneer are available in a variety of natural finishes and wood veneer coordinate stains to match with Teknion desking and systems. Variation of color, grain and texture is natural.																										
Flintwood Colors on Maple																										
Walnut Tone	KU																									
Veneer 2 Colors on Maple and Beech																										
Medium Dark Cherry	UK																									
Dark Brown Cherry	UM																									
Walnut on Cherry	UN																									
Veneer 3 Colors on Maple and Beech																										
Natural Maple	MP																									
Windsor Cherry	WW																									
Dark Cherry	WJ																									
Veneer 4 Colors on Maple and Beech																										
Sierra	DV																									
Cocoa Brown	DY																									
Truffle	DZ																									
Nami Wood Stain Colors on Beech																										
Manila	BV																									
Ginger	BY																									
Clove	BW																									
Tobacco	BX																									

listings & application matrices

SIDE PANEL FINISHES

<div><div></div> Available</div> <div><div></div> Not Available</div>		MISC.			WORK CHAIRS												STACKING CHAIRS			
		ALL PEDESTALS W/ SEAT	DISTRICT™ CUSHION	QUILTED SCREEN	AROUND	ESSA	NUOVA CONTESSA	PROJEK™	SABRINA	SAVERA®	SAVERA XL	SAVERA STOOL	TONE	VARIABLE	VISIO	NAMI®	NAMI® 3D WOOD	VARIABLE	VOLUME™	
Foundation Laminate																				
Solid																				
Very White	RV																			
Storm White	LW																			
Crisp Grey	2T																			
Sand	2U																			
Earth	2V																			
Slate	2W																			
Wood Print																				
Maple	YM																			
Anigre	YA																			
Cherry	YH																			
Royal Cherry	YR																			
Espresso Reflect	RN																			
Walnut Cathedralgrain	RQ																			
Stainless	XJ																			
Mercurial Walnut	2A																			
Java Walnut	2B																			
Urban Walnut	2C																			
Choice Maple	2D																			
Estate Cherry	2E																			
Campus Oak	2F																			
Flax Reflect	2J																			
Pecan Reflect	2K																			
Cocoa Brown Reflect	2N																			
Sycamore Reflect	2P																			
Abstract																				
White Matrix	MW																			
Mushroom Parchment	RD																			
Birch Parchment	RB																			
Light Grey Crosshatch	6L																			
Blond Crosshatch	6M																			
Taupe Crosshatch	6N																			
Dark Grey Crosshatch	6P																			
Fog Vapour	6Q																			
Dusk Vapour	6R																			
Shade Vapour	6S																			

listings & application matrices

SIDE PANEL FINISHES (Continued)

<div><div></div> Available</div> <div><div></div> Not Available</div>		MULTI-USE CHAIRS														SOFT SEATING													
		ABILITY® SPINNER STOOL	AMICUS (GUEST)	ARNE (NORTH 56)	AROUND (GUEST & CONF.)	CHEZ (NORTH 56)	JUST-US	KUPP	LARU (NORTH 56)	OCCO	SCHALE (NORTH 56)	SICLA (NORTH 56)	SITARA™ (GUEST)	SPROUT	VARIABLE	AEGIS™	BANQS	BELIZE™	BONDS	COLLABORATIVE OTTOMAN	ROUTES	TEKNION DNA™	FERRARRA®	TUX	VASARI®	VIGNETTE™			
Foundation Laminate																													
Solid																													
Very White	RV																												
Storm White	LW																												
Crisp Grey	2T																												
Sand	2U																												
Earth	2V																												
Slate	2W																												
Wood Print																													
Maple	YM																												
Anigre	YA																												
Cherry	YH																												
Royal Cherry	YR																												
Espresso Reflect	RN																												
Walnut Cathedralgrain	RQ																												
Stainless	XJ																												
Mercurial Walnut	2A																												
Java Walnut	2B																												
Urban Walnut	2C																												
Choice Maple	2D																												
Estate Cherry	2E																												
Campus Oak	2F																												
Flax Reflect	2J																												
Pecan Reflect	2K																												
Cocoa Brown Reflect	2N																												
Sycamore Reflect	2P																												
Abstract																													
White Matrix	MW																												
Mushroom Parchment	RD																												
Birch Parchment	RB																												
Light Grey Crosshatch	6L																												
Blond Crosshatch	6M																												
Taupe Crosshatch	6N																												
Dark Grey Crosshatch	6P																												
Fog Vapour	6Q																												
Dusk Vapour	6R																												
Shade Vapour	6S																												

listings & application matrices

TABLE FINISHES

<div><div></div> Available</div> <div><div></div> Not Available</div>	MISC.			WORK CHAIRS										STACKING CHAIRS				
	ALL PEDESTALS W/ SEAT	DISTRICT™ CUSHION	QUILTED SCREEN	AROUND	ESSA	NUOVA CONTESSA	PROJEK™	SABRINA	SAVERA®	SAVERA XL	SAVERA STOOL	TONE	VARIABLE	VISIO	NAMI®	NAMI® 3D WOOD	VARIABLE	VOLUME™
Source Laminate																		
Source Laminates are low pressure laminates (LPL) that are color matched to various Teknion finish categories including Foundation paint colors, Foundation Laminates and Edge Trims. They can be used on both horizontal and vertical surfaces. While significant improvements have been made to align color and textures between high pressure laminates and low pressure laminates materials, there may be slight variations. Please refer to actual samples.																		
Solid																		
Very White	X G																	
Storm White	X S																	
Granite	L Y																	
Ebony	L E																	
Atrium White	3 G																	
Soft Gris	3 H																	
Greystone	3 S																	
Crisp Grey	3 T																	
Sand	3 U																	
Earth	3 V																	
Wood Print																		
Royal Cherry	X R																	
Espresso Reflect	X K																	
Walnut Cathedralgrain	X Q																	
Stainless	X J																	
Mercurial Walnut	3 A																	
Java Walnut	3 B																	
Urban Walnut	3 C																	
Choice Maple	3 D																	
Estate Cherry	3 E																	
Campus Oak	3 F																	
Flax Reflect	3 J																	
Pecan Reflect	3 K																	
Coastal Elm	3 L																	
Provincial Oak	3 M																	
Cocoa Brown Reflect	3 N																	
Sycamore Reflect	3 P																	
Ivory Birch	3 X																	

listings & application matrices

TABLE FINISHES (Continued)

<div><div></div> Available</div> <div><div></div> Not Available</div>	MULTI-USE CHAIRS														SOFT SEATING											
	ABILITY® SPINNER STOOL	AMICUS (GUEST)	ARNE (NORTH 56)	AROUND (GUEST & CONF.)	CHEZ (NORTH 56)	JUST-US	KUPP	LARU (NORTH 56)	OCCO	SCHALE (NORTH 56)	SICLA (NORTH 56)	SITARA™ (GUEST)	SPROUT	VARIABLE	AEGIS™	BANQS	BELIZE™	BONDS	COLLABORATIVE OTTOMAN	ROUTES	TEKNION DNA™	FERRARRA®	TUX	VASARI®	VIGNETTE™	
Source Laminate																										
<i>Source Laminates are low pressure laminates (LPL) that are color matched to various Teknion finish categories including Foundation paint colors, Foundation Laminates and Edge Trims. They can be used on both horizontal and vertical surfaces. While significant improvements have been made to align color and textures between high pressure laminates and low pressure laminates materials, there may be slight variations. Please refer to actual samples.</i>																										
Solid																										
Very White	XG																									
Storm White	XS																									
Granite	LY																									
Ebony	LE																									
Atrium White	3G																									
Soft Gris	3H																									
Greystone	3S																									
Crisp Grey	3T																									
Sand	3U																									
Earth	3V																									
Wood Print																										
Royal Cherry	XR																									
Espresso Reflect	XK																									
Walnut Cathedralgrain	XQ																									
Stainless	XJ																									
Mercurial Walnut	3A																									
Java Walnut	3B																									
Urban Walnut	3C																									
Choice Maple	3D																									
Estate Cherry	3E																									
Campus Oak	3F																									
Flax Reflect	3J																									
Pecan Reflect	3K																									
Coastal Elm	3L																									
Provincial Oak	3M																									
Cocoa Brown Reflect	3N																									
Sycamore Reflect	3P																									
Ivory Birch	3X																									

listings & application matrices

TABLE FINISHES

<div><div></div> Available</div> <div><div></div> Not Available</div>		MISC.			WORK CHAIRS										STACKING CHAIRS			
		ALL PEDESTALS W/ SEAT	DISTRICT™ CUSHION	QUILTED SCREEN	AROUND	ESSA	NUOVA CONTESSA	PROJEK™	SABRINA	SAVERA®	SAVERA XL	SAVERA STOOL	TONE	VARIABLE	VISIO	NAMI®	NAMI® 3D WOOD	VARIABLE
Compact Laminate																		
Compact Laminate has a distinct black edge and offers the performance characteristics of high-pressure plastic laminates (HPL).																		
Very White	N5																	
Storm White	N6																	
Ebony	N9																	
Crisp Grey	9L																	
Sand	9M																	
Foundation Laminate																		
Foundation Laminates are high pressure laminates (HPL) that are offered in solid color, abstract patterns and wood prints. The Reflect collection is designed to coordinate with Flintwood colors and not intended to be a direct color match. Surface finishes differ from each laminate as different top coats have been selected to best enhance the appearance of color. While significant improvements have been made to align color and textiles between high-pressure laminates and low pressure laminates materials, there may be slight variations. Please refer to actual samples.																		
Solid																		
Very White	RV																	
Storm White	LW																	
Atrium White	2G																	
Soft Gris	2H																	
Crisp Grey	2T																	
Sand	2U																	
Earth	2V																	
Wood Print																		
Royal Cherry	YR																	
Espresso Reflect	RN																	
Walnut Cathedralgrain	RQ																	
Stainless	JG																	
Mercurial Walnut	2A																	
Java Walnut	2B																	
Urban Walnut	2C																	
Choice Maple	2D																	
Estate Cherry	2E																	
Campus Oak	2F																	
Flax Reflect	2J																	
Pecan Reflect	2K																	
Coastal Elm	2L																	
Provincial Oak	2M																	
Cocoa Brown Reflect	2N																	
Sycamore Reflect	2P																	
Ivory Birch	2X																	

listings & application matrices

TABLE FINISHES (Continued)

<div><div></div> Available</div> <div><div></div> Not Available</div>		MULTI-USE CHAIRS												SOFT SEATING												
		ABILITY® SPINNER STOOL	AMICUS (GUEST)	ARNE (NORTH 56)	AROUND (GUEST & CONF.)	CHEZ (NORTH 56)	JUST-US	KUPP	LARU (NORTH 56)	OCCO	SCHALE (NORTH 56)	SICLA (NORTH 56)	SITARA™ (GUEST)	SPROUT	VARIABLE	AEGIS™	BANQS	BELIZE™	BONDS	COLLABORATIVE OTTOMAN	ROUTES	TEKNION DNA™	FERRARRA®	TUX	VASARI®	VIGNETTE™
Compact Laminate																										
Compact Laminate has a distinct black edge and offers the performance characteristics of high-pressure plastic laminates (HPL).																										
Very White	N5																									
Storm White	N6																									
Ebony	N9																									
Crisp Grey	9L																									
Sand	9M																									
Foundation Laminate																										
Foundation Laminates are high pressure laminates (HPL) that are offered in solid color, abstract patterns and wood prints. The Reflect collection is designed to coordinate with Flintwood colors and not intended to be a direct color match. Surface finishes differ from each laminate as different top coats have been selected to best enhance the appearance of color. While significant improvements have been made to align color and textiles between high-pressure laminates and low pressure laminates materials, there may be slight variations. Please refer to actual samples.																										
Solid																										
Very White	RV																									
Storm White	LW																									
Atrium White	2G																									
Soft Gris	2H																									
Crisp Grey	2T																									
Sand	2U																									
Earth	2V																									
Wood Print																										
Royal Cherry	YR																									
Espresso Reflect	RN																									
Walnut Cathedralgrain	RQ																									
Stainless	JG																									
Mercurial Walnut	2A																									
Java Walnut	2B																									
Urban Walnut	2C																									
Choice Maple	2D																									
Estate Cherry	2E																									
Campus Oak	2F																									
Flax Reflect	2J																									
Pecan Reflect	2K																									
Coastal Elm	2L																									
Provincial Oak	2M																									
Cocoa Brown Reflect	2N																									
Sycamore Reflect	2P																									
Ivory Birch	2X																									

TABLE FINISHES (Continued)

<div><div></div> Available</div> <div><div></div> Not Available</div>		MISC.			WORK CHAIRS											STACKING CHAIRS			
		ALL PEDESTALS W/ SEAT	DISTRICT™ CUSHION	QUILTED SCREEN	AROUND	ESSA	NUOVA CONTESSA	PROJEK™	SABRINA	SAVERA®	SAVERA XL	SAVERA STOOL	TONE	VARIABLE	VISIO	NAMI®	NAMI® 3D WOOD	VARIABLE	VOLUME™
Foundation Laminate (continued)																			
Abstract																			
Heather Grey	DN																		
Striate White	DQ																		
Striate Charcoal	DR																		
White Matrix	MW																		
Mushroom Parchment	RD																		
Birch Parchment	RB																		
Light Grey Crosshatch	6L																		
Blond Crosshatch	6M																		
Fog Vapour	6Q																		
Zones Exclusive																			
Greystone Beech	2Q																		
Natural Beech	2R																		
Greystone	2S																		


listings & application matrices

TABLE FINISHES (Continued)

<div><div></div> Available</div> <div><div></div> Not Available</div>		MULTI-USE CHAIRS												SOFT SEATING											
		ABILITY® SPINNER STOOL	AMICUS (GUEST)	ARNE (NORTH 56)	AROUND (GUEST & CONF.)	CHEZ (NORTH 56)	JUST-US	KUPP	LARU (NORTH 56)	OCCO	SCHALE (NORTH 56)	SICLA (NORTH 56)	SITARA™ (GUEST)	SPROUT	VARIABLE	AEGIS™	BANQS	BELIZE™	BONDS	COLLABORATIVE OTTOMAN	ROUTES	TEKNION DNA™	FERRARRA®	TUX	VASARI®
Foundation Laminate (Continued)																									
Abstract																									
Heather Grey	DN																								
Striate White	DQ																								
Striate Charcoal	DR																								
White Matrix	MW																								
Mushroom Parchment	RD																								
Birch Parchment	RB																								
Light Grey Crosshatch	6L																								
Blond Crosshatch	6M																								
Fog Vapour	6Q																								
Zones Exclusive																									
Greystone Beech	2Q																								
Natural Beech	2R																								
Greystone	2S																								

listings & application matrices

TABLE FINISHES (Continued)


<div><div></div> Available</div> <div><div></div> Not Available</div>		MISC.			WORK CHAIRS											STACKING CHAIRS			
		ALL PEDESTALS W/ SEAT	DISTRICT™ CUSHION	QUILTED SCREEN	AROUND	ESSA	NUOVA CONTESSA	PROJEK™	SABRINA	SAVERA®	SAVERA XL	SAVERA STOOL	TONE	VARIABLE	VISIO	NAMI®	NAMI® 3D WOOD	VARIABLE	VOLUME™
Flintwood 																			
<i>Alcohol-based and NGR stains are hand wiped on solid maple frames, and enhanced by shading and toning to achieve the perfect color as well as color compatibility. Spray sealers are followed by polyurethane topcoats.</i>																			
Standard																			
Blonde Maple	VZ																		
Flax	FX																		
Natural Pecan	FN																		
Sycamore	VA																		
Medium Sycamore	FM																		
Chianti	FC																		
Dark Walnut	FD																		
Black Walnut	VB																		
White Oak	5N																		
Poppy Seed	5P																		
Harvest Cherry	5Q																		
Earl Grey	5R																		
Silverwash	5S																		
White Truffle	5T																		
Caraway	5V																		
Drift Oak	5W																		
Classic Walnut	5Z																		
Cathedral																			
Walnut	VT																		
Raw Umber	5U																		
Dark Henna	5X																		
Black Timber	5Y																		



Environmental Friendly Finish. For information about Sustainable Properties, please see the Specification and Environmental Data pages in the front of this guide.

listings & application matrices

TABLE FINISHES (Continued)


<div><div></div> Available</div> <div><div></div> Not Available</div>		MULTI-USE CHAIRS												SOFT SEATING												
		ABILITY® SPINNER STOOL	AMICUS (GUEST)	ARNE (NORTH 56)	AROUND (GUEST & CONF.)	CHEZ (NORTH 56)	JUST-US	KUPP	LARU (NORTH 56)	OCCO	SCHALE (NORTH 56)	SICLA (NORTH 56)	SITARA™ (GUEST)	SPROUT	VARIABLE	AEGIS™	BANQS	BELIZE™	BONDS	COLLABORATIVE OTTOMAN	ROUTES	TEKNION DNA™	FERRARRA®	TUX	VASARI®	VIGNETTE™
Flintwood 																										
Alcohol-based and NGR stains are hand wiped on solid maple frames, and enhanced by shading and toning to achieve the perfect color as well as color compatibility. Spray sealers are followed by polyurethane topcoats.																										
Standard																										
Blonde Maple	VZ																									
Flax	FX																									
Natural Pecan	FN																									
Sycamore	VA																									
Medium Sycamore	FM																									
Chianti	FC																									
Dark Walnut	FD																									
Black Walnut	VB																									
White Oak	5N																									
Poppy Seed	5P																									
Harvest Cherry	5Q																									
Earl Grey	5R																									
Silverwash	5S																									
White Truffle	5T																									
Caraway	5V																									
Drift Oak	5W																									
Classic Walnut	5Z																									
Cathedral																										
Walnut	VT																									
Raw Umber	5U																									
Dark Henna	5X																									
Black Timber	5Y																									



Environmental Friendly Finish. For information about Sustainable Properties, please see the Specification and Environmental Data pages in the front of this guide.

listings & application matrices

TABLE FINISHES (Continued)


<div><div></div> Available</div> <div><div></div> Not Available</div>	MISC.			WORK CHAIRS											STACKING CHAIRS			
	ALL PEDESTALS W/ SEAT	DISTRICT™ CUSHION	QUILTED SCREEN	AROUND	ESSA	NUOVA CONTESSA	PROJEK™	SABRINA	SAVERA®	SAVERA XL	SAVERA STOOL	TONE	VARIABLE	VISIO	NAMI®	NAMI® 3D WOOD	VARIABLE	VOLUME™
Natural Veneer 																		
Veneer 2																		
Medium Dark Cherry	UK																	
Dark Brown Cherry	UM																	
Walnut on Cherry	UN																	
Veneer 3																		
Natural Maple	MP																	
Windsor Cherry	WW																	
Dark Cherry	WJ																	
Veneer 4																		
Sierra	DV																	
Cocoa Brown	DY																	
Truffle	DZ																	
Rift White Oak	VE																	
Desert Fawn	VF																	
Malabar	VH																	
Bistre	VJ																	
Sisal	VM																	
Brindle	VN																	
Chai	VP																	
Wood Stain Colors on Beech																		
Manila	BV																	
Ginger	BY																	
Clove	BW																	
Tobacco	BX																	



Environmental Friendly Finish. For information about Sustainable Properties, please see the Specification and Environmental Data pages in the front of this guide

listings & application matrices

TABLE FINISHES (Continued)

<div><div></div> Available</div> <div><div></div> Not Available</div>		MULTI-USE CHAIRS												SOFT SEATING												
		ABILITY® SPINNER STOOL	AMICUS (GUEST)	ARNE (NORTH 56)	AROUND (GUEST & CONF.)	CHEZ (NORTH 56)	JUST-US	KUPP	LARU (NORTH 56)	OCCO	SCHALE (NORTH 56)	SICLA (NORTH 56)	SITARA™ (GUEST)	SPROUT	VARIABLE	AEGIS™	BANQS	BELIZE™	BONDS	COLLABORATIVE OTTOMAN	ROUTES	TEKNION DNA™	FERRARRA®	TUX	VASARI®	VIGNETTE™
Natural Veneer 																										
Veneer 2																										
Medium Dark Cherry	UK																									
Dark Brown Cherry	UM																									
Walnut on Cherry	UN																									
Veneer 3																										
Natural Maple	MP																									
Windsor Cherry	WW																									
Dark Cherry	WJ																									
Veneer 4																										
Sierra	DV																									
Cocoa Brown	DY																									
Truffle	DZ																									
Rift White Oak	VE																									
Desert Fawn	VF																									
Malabar	VH																									
Bistre	VJ																									
Sisal	VM																									
Brindle	VN																									
Chai	VP																									
Wood Stain Colors on Beech																										
Manila	BV																									
Ginger	BY																									
Clove	BW																									
Tobacco	BX																									



Environmental Friendly Finish. For information about Sustainable Properties, please see the Specification and Environmental Data pages in the front of this guide.

listings & application matrices

TABLE FINISHES (Continued)

<div><div></div> Available</div> <div><div></div> Not Available</div>		MISC.			WORK CHAIRS											STACKING CHAIRS			
		ALL PEDESTALS W/ SEAT	DISTRICT™ CUSHION	QUILTED SCREEN	AROUND	ESSA	NUOVA CONTESSA	PROJEK™	SABRINA	SAVERA®	SAVERA XL	SAVERA STOOL	TONE	VARIABLE	VISIO	NAMI®	NAMI® 3D WOOD	VARIABLE	VOLUME™
Edge Trim Style																			
Slim Trim	1																		
Slim Trim FM	A																		
Bullnose Trim	2																		
Straight Trim	6																		
Flat Trim	8																		
Eased Trim	F																		
Full Knife	H																		
Aluminum Acrylic																			
Flat	8																		
Full Knife	H																		
Flintwood																			
Bullnose Trim	3																		
Slim Trim	4																		
Waterfall Trim	5																		
Straight Trim	7																		
Flat Trim	9																		
Full Knife	H																		
Natural Veneer																			
Solid Eased Edge	E																		
Solid Full Knife Edge	X																		
Flat Edge	9 / G																		
Full Knife Edge	H																		
Butterfly	B																		
Reed	R																		
Solid Surface																			
Solid Surface, has a smooth satiny feel with an incorporated edge. It is made from 100% acrylic-based surface that is low-maintenance and easy to clean.																			
White	MR																		
Marble																			
Carrara Marble is an elegant, natural material found in classic architecture and modernist design. marble is a natural material, color and marks will vary.																			
Carrara	MQ																		

listings & application matrices

TABLE FINISHES (Continued)

<div><div></div> Available</div> <div><div></div> Not Available</div>		MULTI-USE CHAIRS														SOFT SEATING											
		ABILITY® SPINNER STOOL	AMICUS (GUEST)	ARNE (NORTH 56)	AROUND (GUEST & CONF.)	CHEZ (NORTH 56)	JUST-US	KUPP	LARU (NORTH 56)	OCCO	SCHALE (NORTH 56)	SICLA (NORTH 56)	SITARA™ (GUEST)	SPROUT	VARIABLE	AEGIS™	BANQS	BELIZE™	BONDS	COLLABORATIVE OTTOMAN	ROUTES	TEKNION DNA™	FERRARRA®	TUX	VASARI®	VIGNETTE™	
Edge Trim Style																											
Slim Trim	1																										
Slim Trim FM	A																										
Bullnose Trim	2																										
Straight Trim	6																										
Flat Trim	8																										
Eased Trim	F																										
Full Knife	H																										
Aluminum Acrylic																											
Flat	8																										
Full Knife	H																										
Flintwood																											
Bullnose Trim	3																										
Slim Trim	4																										
Waterfall Trim	5																										
Straight Trim	7																										
Flat Trim	9																										
Full Knife	H																										
Natural Veneer																											
Solid Eased Edge	E																										
Solid Full Knife Edge	X																										
Flat Edge	9 / G																										
Full Knife Edge	H																										
Butterfly	B																										
Reed	R																										
Solid Surface																											
Solid Surface, has a smooth satiny feel with an incorporated edge. It is made from 100% acrylic-based surface that is low-maintenance and easy to clean.																											
White	MR																										
Marble																											
Carrara Marble is an elegant, natural material found in classic architecture and modernist design. marble is a natural material, color and marks will vary.																											
Carrara	MQ																										

listings & application matrices

TABLE FINISHES (Continued)

<div><div></div> Available</div> <div><div></div> Not Available</div>		MISC.			WORK CHAIRS										STACKING CHAIRS				
		ALL PEDESTALS W/ SEAT	DISTRICT™ CUSHION	QUILTED SCREEN	AROUND	ESSA	NUOVA CONTESSA	PROJEK™	SABRINA	SAVERA®	SAVERA XL	SAVERA STOOL	TONE	VARIABLE	VISTO	NAMI®	NAMI® 3D WOOD	VARIABLE	VOLUME™
Leather - LA																			
Base Grade Leather																			
White	L215																		
Shale	L101																		
Chocolate	L204																		
Chime	L205																		
Fossil	L206																		
Buttercup	L214																		
Poppy	L210																		
Parlor	L211																		
Marine	L212																		
Black	L104																		
Sand	L200																		
Leather - LB																			
Merus																			
Teak	L110																		
White Birch	L111																		
Beechwood	L112																		
Parchment	L113																		
Almond Shell	L114																		
Mesquite	L115																		
Juniper	L116																		
Smoke	L117																		
Hopi	L118																		
Crushed Bark	L119																		
Root	L120																		
Charred	L121																		
Mulberry	L122																		
Black Truffle	L123																		

listings & application matrices

TABLE FINISHES (Continued)

<div><div></div> Available</div> <div><div></div> Not Available</div>		MULTI-USE CHAIRS													SOFT SEATING											
		ABILITY® SPINNER STOOL	AMICUS (GUEST)	ARNE (NORTH 56)	AROUND (GUEST & CONF.)	CHEZ (NORTH 56)	JUST-US	KUPP	LARU (NORTH 56)	OCCO	SCHALE (NORTH 56)	SICLA (NORTH 56)	SITARA™ (GUEST)	SPROUT	VARIABLE	AEGIS™	BANQS	BELIZE™	BONDS	COLLABORATIVE OTTOMAN	ROUTES	TEKNION DNA™	FERRARRA®	TUX	VASARI®	VIGNETTE™
Leather - LA																										
Base Grade Leather																										
White	L215																									
Shale	L101																									
Chocolate	L204																									
Chime	L205																									
Fossil	L206																									
Buttercup	L214																									
Poppy	L210																									
Parlor	L211																									
Marine	L212																									
Black	L104																									
Sand	L200																									
Leather - LB																										
Merus																										
Teak	L110																									
White Birch	L111																									
Beechwood	L112																									
Parchment	L113																									
Almond Shell	L114																									
Mesquite	L115																									
Juniper	L116																									
Smoke	L117																									
Hopi	L118																									
Crushed Bark	L119																									
Root	L120																									
Charred	L121																									
Mulberry	L122																									
Black Truffle	L123																									

listings & application matrices

TABLE FINISHES (Continued)

<div><div></div> Available</div> <div><div></div> Not Available</div>		MISC.			WORK CHAIRS											STACKING CHAIRS			
		ALL PEDESTALS W/ SEAT	DISTRICT™ CUSHION	QUILTED SCREEN	AROUND	ESSA	NUOVA CONTESSA	PROJEK™	SABRINA	SAVERA®	SAVERA XL	SAVERA STOOL	TONE	VARIABLE	VISIO	NAMI®	NAMI® 3D WOOD	VARIABLE	VOLUME™
Leather - LC																			
Pela																			
Clove	L216																		
White Clay	L217																		
Chamois	L218																		
Buckwheat	L220																		
Hemlock	L221																		
Fern	L222																		
Cerulean	L226																		
Marigold	L227																		
Pomegranate	L228																		
Cordon	L229																		
Black Cherry	L230																		
Paprika	L231																		
Nightshade	L232																		
Morel	L233																		
Russet	L234																		
Carbon	L235																		
Pitch	L236																		
Leather - LD																			
Fortis																			
Canyon	L310																		
Bone	L311																		
Brick	L312																		
Terra	L313																		
Nugget	L314																		
Oxtail	L315																		
Black Rock	L316																		

ACCESSORY FINISHES

Coat Hanger/Headrest																			
Ebony	52																		
Grey	30																		
Very White	8C																		
Bookrack																			
Ebony	E/52																		
Chrome	C/C6																		

listings & application matrices

TABLE FINISHES (Continued)

<div><div></div> Available</div> <div><div></div> Not Available</div>		MULTI-USE CHAIRS														SOFT SEATING											
		ABILITY® SPINNER STOOL	AMICUS (GUEST)	ARNE (NORTH 56)	AROUND (GUEST & CONF.)	CHEZ (NORTH 56)	JUST-US	KUPP	LARU (NORTH 56)	OCCO	SCHALE (NORTH 56)	SICLA (NORTH 56)	SITARA™ (GUEST)	SPROUT	VARIABLE	AEGIS™	BANQS	BELIZE™	BONDS	COLLABORATIVE OTTOMAN	ROUTES	TEKNION DNA™	FERRARRA®	TUX	VASARI®	VIGNETTE™	
Leather - LC																											
Pela																											
Clove	L216																										
White Clay	L217																										
Chamois	L218																										
Buckwheat	L220																										
Hemlock	L221																										
Fern	L222																										
Cerulean	L226																										
Marigold	L227																										
Pomegranate	L228																										
Cordon	L229																										
Black Cherry	L230																										
Paprika	L231																										
Nightshade	L232																										
Morel	L233																										
Russet	L234																										
Carbon	L235																										
Pitch	L236																										
Leather - LD																											
Fortis																											
Canyon	L310																										
Bone	L311																										
Brick	L312																										
Terra	L313																										
Nugget	L314																										
Oxtail	L315																										
Black Rock	L316																										

ACCESSORY FINISHES (Continued)

Coat Hanger/Headrest																									
Ebony	52																								
Grey	30																								
Very White	8C																								
Bookrack																									
Ebony	E / 52																								
Chrome	C / C6																								

general information

general information

LAMINATE/EDGE TRIM COLOR COORDINATION CHART71

TEKNIPAIN & TEKNISTAIN73

CARE & MAINTENANCE74

TOUCH-UP-KITS77

lamine/edge trim color coordination chart

Foundation Laminate	Edge Trim Coordinate	Match
Very White RV	Very White SS	Yes
Atrium White 2G	Atrium White 4G	Yes
Storm White LW	Storm White LW	Yes
Crisp Grey 2T	Crisp Grey 4T	Yes
Soft Gris 2H	Soft Gris 4H	Yes
Sand 2U	Sand 4U	Yes
Earth 2V	Earth 4V	Yes
Greystone 2S	Greystone 4S	Yes
Mercurial Walnut 2A	Mercurial Walnut 4A	Yes
Walnut Cathedralgrain RQ	Walnut Cathedralgrain SZ	Yes
Java Walnut 2B	Java Walnut 4B	Yes
Ivory Birch 2X	Ivory Birch HW	Yes
Coastal Elm 2L	Coastal Elm HX	Yes
Provincial Oak 2M	Provincial Oak HY	Yes
Urban Walnut 2C	Urban Walnut 4C	Yes
Choice Maple 2D	Choice Maple 4D	Yes
Campus Oak 2F	Campus Oak 4F	Yes
Estate Cherry 2E	Estate Cherry 4E	Yes
Royal Cherry V8	Royal Cherry SJ	Yes
Flax Reflect 2J	Flax Reflect 4J	Yes
Pecan Reflect 2K	Pecan reflect 4K	Yes
Sycamore Reflect 2P	Sycamore reflect 4F	Yes
Cocoa Brown Reflect 2N	Cocoa Brown reflect 4N	Yes
Espresso Reflect RN	Espresso Reflect SW	Yes
Stainless JG	Stainless SV	Yes
Heather Grey DN	Heather Grey FK	Coordinate
Fog Vapour 6Q	Light Grey Crosshatch 4Y	Coordinate
White Matrix MW	Light Grey Crosshatch 4Y	Coordinate
Striate White DQ	Light Grey Crosshatch 4Y	Coordinate
Striate Charcoal DR	Greystone 4S	Coordinate
Blonde Crosshatch 6M	Light Grey Crosshatch 4Y	Coordinate
Light Grey Crosshatch 6L	Light Grey Crosshatch 4Y	Coordinate

teknipaint & teknistain

TekniPaint

A TekniPaint form is required if the customer requires a custom paint color.

The color matching procedures will take a minimum of 10 working days.

Standard lead times apply once customer approved sample is received by Teknion Customer Service Representative.

Using the TekniPaint

Prior to placing the order, Dealer submits the color match sample (minimum size 2" x 2") to Teknion Customer Service Representative in conjunction with a completed TekniPaint form.

After the color match process is completed, two (2) samples are returned to the Customer Service Representative who forwards them to the Dealer with a sign-off sticker, attached to the back of the sample, for approval by the customer.

Customer formally signs-off on the color samples by signing the attached sticker.

Dealer returns one (1) of the customer approved samples to a Customer Service Representative or a fax of the signed off sample to Teknion.

Dealer submits the order, quoting the paint name and paint number as indicated on the customer sign-off sticker.

Teknion products included in this program:

- Panels and Supports
- Providers, Overheads & Active Storage Products
- Electrical Products
- Pedestals, Lateral files & Storage Cabinets.

TekniPaint forms and information on how to use these forms can be found at www.teknion.com/products for your printing convenience.

TekniStain

A TekniStain form is required if a Teknion Wood product is needed in colors outside our standard offering.

To order a Custom Wood Stain, follow these instructions:

If specifying a custom color for Seating, please use code NOCWS.

If specifying a custom color for District, Interpret, Leverage, Marketplace, TOS, Transit or Expansion Caseloads, please use code ZOCWS.

If specifying a custom color for Dossier, Cana, Westcoast, Solitär, Grayson, Agenda, Gemini, Table&Conferencing and Executive Caseloads, please use code ZCCWS.

Please forward a TekniStain form to your Customer Service Representative along with two color samples. Allow two (2) weeks for the TekniStain approval process. The Custom Wood Stain sample must be signed off prior to placing product order. The total lead time will begin once final approval samples have been received from customer to Teknion.

Using the TekniStain

Teknion requires dealer or client to supply one (1) TekniStain form for each color being custom matched.

Include three (3) for U.S./two (2) for Canada minimum 3 x 3 color samples for each color being submitted for Custom Wood Stain

Teknion will provide customer with two color samples for each TekniStain submitted. The customer must sign the back of the approved sample. The second sample to be kept for customer reference.

TekniStain forms and information on how to use these forms can be found at www.teknion.com/products for your printing convenience.

care & maintenance

Regular cleaning of your furniture system will maintain the appearance and optimize the long term return on investment.

Teknion dna™

Due to the unique shape and size of **dna** and the inherent properties of some fabrics, mild creasing or puckering may result and is not considered a quality issue by Teknion. In most cases, the fabric can be smoothed-over by hand to improve the appearance.

Teknion Aluminum Anodized Wall Products

Cleaning

- Wipe down your Anodized Aluminum surface with a damp sponge to remove general surface dirt. This will not eliminate stains or scratches, but will help to prevent dust and dirt buildup. Dry the Aluminum with a towel to prevent water spotting.
- With signs of black oxide from rubbing abrasion, squeeze one or two drops of mild dishwashing detergent into a cup of water. Apply the soapy water to an abrasive sponge and scrub the Aluminum vigorously. Anodized Aluminum requires an abrasive touch with a gentle cleaning solution, as many harsh cleaning products will react with the Aluminum.
- Rinse the Anodized Aluminum surface with clean water and then dry it with towels. Use long strokes and avoid changing directions for best results. If this method fails to thoroughly clean the Aluminum, proceed to contact Teknion.

An oil product could mask some stains temporarily; you may experience the stain returning after the oil flashes off. Because of time constraints we mix Isopropyl Alcohol to our water mix in order to speed drying. Not rubbing alcohol because it will contain a moisturizer to counter drying the skin.

Whiteboard

Cleaning

We recommend that you erase your whiteboard after every use.

If you need to leave the content on your board then we recommend that the whiteboards should at least be cleaned weekly with the wet whiteboard cleaner recommend by the related marker manufacturer.

Cleaning your whiteboard will remove the chemical build-up that can occur with repeated use of dry erase markers. This can help maintain your whiteboard.

Maintenance

Use Dry erase markers only. All dry erase markers can write legibly on a whiteboard surface, but not all will erase properly due to their composition. Do not use low odor dry erase markers or permanent (indelible) markers. The use of proper markers can help avoid staining or ghosting.

Follow the Cleaning recommendations. It is recommended that the whiteboard is erased daily using an eraser designated for use with dry erase markers from the marker manufacturer. We also recommend that a complete cleaning is performed at least once a week with the wet whiteboard cleaner recommend by the related marker manufacturer.

To remove permanent marker. Write on top of the permanent marker, erase with a dry eraser, using a dry erase marker, and then clean with the wet whiteboard cleaner recommend by the related marker manufacturer.

Ghosting Issues

Faded content that remains on your whiteboard after erasing/cleaning is commonly known as ghosting.

To help avoid ghosting, do not use permanent or non-dry erase markers. Avoid using red and orange markers for easier cleaning and to reduce the likelihood of ghosting.

In order to avoid ghosting please use our cleaning and maintenance recommendations. If ghosting remains please try the following actions to remove

Apply whiteboard cleaner and wipe entire whiteboard with a paper towel, and let dry. Use Mix Joy® dishwashing detergent with warm water and apply to the whiteboard using a paper towel, then wipe dry with a clean cloth. Repeat as necessary.

If ghosting or staining remains, you could use a small amount of rubbing alcohol on a clean, soft towel.

care & maintenance (continued)

Metal & Plastic

Wash surface regularly with mild soap and water. Dry with a clean cloth or soft paper towel to prevent soap streaks.

Source Laminate & Fascia Laminate

In order to maintain the life and appearance of your thermally fused melamine panels, please follow these guidelines:

- May be easily cleaned using a mild, non-abrasive, all purpose cleaner and a soft cloth. Coffee, tea or other difficult stains may be removed using a mild household detergent or a paste of baking soda and water (note: 10-20 strokes should remove most stains, excessive force or scrubbing may damage the surface).
- Abrasives such as scouring pads or gritty cleansers may permanently dull and /or scratch the surface and result in future staining.
- Do not place hot cookware, dishes or objects onto the surface. Knives and other sharp objects used directly on the surface can also be damaging.

Foundation Laminate

High pressure laminate (HPL) surfaces are highly resistant to wear, scratching, boiling water, food acids, alcohols, oil, grease and ordinary household chemicals.

General Care

Surfaces will retain their original appearance indefinitely when these simple precautions are followed:

- Wash surface with a non-residual, streak free cleaning product such as glass cleaner (ammonia based cleaner) to remove residue (oils, fingerprints, glass rings, smudges and smears).
- To remove superficial stains which may not be easily removed with soap and water, use a non-abrasive liquid cleaner.
- Use of an eraser can assist in the removal of ink marks.
- Avoid gritty or abrasive liquid cleaners and cleansing powders.
- Avoid bleaching cleaners and cleansing powders.
- Use a wooden cutting board when cutting, slicing or chopping.
- Use a trivet or hot pad under appliances.

Flintwood & Natural Veneer

Teknion furniture is built to strict specifications to ensure many years of exceptional use. Like all natural products, Teknion wood surfaces may vary slightly in grain texture and color. Because each piece of furniture is unique, minor variations between pieces can be expected.

The beauty of Teknion's veneer is enhanced with a clear top coat which is not affected by most liquids found in offices or homes. This finish contains inhibitors to help prevent pigments from fading. However, like any wood product, the finish will fade with prolonged exposure to intense light.

Cleaning & Polishing

To clean, simply wipe the surface (in the direction of the grain) first with a dry cloth. Circular or sideways rubbing can adversely affect the appearance of the wood finish. If the surface is exceptionally dirty, add a mild soap solution to the water. Waxes and furniture polishes should be avoided as they may result in buildup or may deepen the gloss of the furniture.

General Care

- Remove any spilled liquids immediately with a blotting rather than a wiping action.
- Do not drag objects across finished surfaces.
- For chips, scratches or unusual damage, professional repair may be required.
- Avoid exposing the surface to extreme heat, cold or humidity.
- The surface finish may be burn-resistant but the wood beneath the finish is not and can be charred (e.g. by a burning cigarette).
- Exposure to strong sunlight should be avoided. The surface finish is fade proof but the wood beneath may change in color from extended exposure to sunlight.
- Place a desk pad under mechanical equipment. Rubber and oil will permanently mark the surface.
- Dust the surface frequently with a clean, soft, dry cloth.

Solid Surface

Routinely clean with a damp cloth. If a stain develops, wipe it with soap and water, or if you prefer wipe it clean with glass cleaner.

Do not expose your solid surface worksurface to harsh chemicals.

For tough stains, apply an abrasive cleanser and buff with a Scotch-Brite® pad using a circular motion.

care & maintenance (continued)

Marble

Marble has a sealer to help protect the natural stone from staining and to prevent discoloration.

The surface of natural marble is very porous and easily absorbs moisture. Use coasters under all glasses, particularly those containing alcohol or citrus juices. Many foods and drinks contain acids that will etch or dull the surface. Do not place hot items directly on the marble surface.

Wipe off stains or spills immediately with water and a clean soft cloth a mild soap can be added to the water. Dry with a soft clean cloth or soft paper towel to prevent streaks. Do not use cleaners or abrasive cloths.

To keep the beauty of the marble surface a sealer should be applied yearly.

Glass Elements

With proper care, glass panels will retain their clarity indefinitely. Care should be taken against scratching or contact with very hot objects that might mar the surface.

Cleaning

Wipe glass elements with a mild soap or detergent and lukewarm water. Use a clean soft cloth, applying only light pressure. Rinse with clean water and dry by blotting with a damp cloth or chamois.

Grease, oil or tar may be removed with a good grade of hexane, aliphatic naphtha or kerosene. These solvents are available at paint and hardware stores.

Follow the manufacturer's recommendations.

Any oil film left by solvents should be removed immediately by washing.

Do Not Use window cleaning sprays, kitchen scouring compounds or solvents such as acetone, gasoline, benzene, carbon tetrachloride or lacquer thinner on glass elements.

Dusting

Dust with a soft, damp cloth or chamois. Dry or gritty cloths may cause surface scratches.

Polishing

Protect the glass elements and maintain surface gloss by occasional waxing with a good auto paste wax. Apply a thin, even coat with a soft clean cloth and polish lightly with cotton flannel. Then wipe with a damp cloth to help eliminate electrostatic charges that can attract dust particles.

Back Painted Glass

To maintain back-painted glass products, gently clean, do not scrub, with a soft, clean, lint-free cloth and soap and water solution. Do not use paper towels; their fibers can adhere to the finished surface.

Do not use window cleaning sprays, kitchen scouring compounds or solvents such as acetone, gasoline, benzene, carbon tetrachloride or lacquer thinner on back-painted glass.

Altos/Optos Glass

Use a wash solution that includes a mild soap and detergent, or a slightly acidic cleaning solution (vinegar and water). A product like Windex can also be used. Do not use harsh cleaners, abrasives or alkaline materials.

Use clean, grit-free cloths, together with the wash solution, to clean the glass. Care must be taken to ensure that gritty dirt particles picked up by the cloth do not scratch the glass. Do not use metal scrapers or tools to remove stubborn materials or stains.

Immediately follow the washing with liberal amounts of clean rise water (for best results use distilled water).

Promptly remove excess rinse water with a clean, good quality squeegee. Debris must be removed from the squeegee to prevent possible glass damage.

Skyline Glass

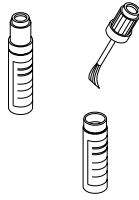
PLEASE DO NOT CLEAN ETCHED AREAS PRIOR TO 30 DAYS AFTER INSTALLATION! To maintain the glass, gently clean - do not scrub - with a clean, soft, lint-free cloth and 4: 1 mixture of water and vinegar. DO NOT USE AMMONIA-BASED CLEANERS! Do not use paper towels; their fibers adhere to the etched surface and they will affect the protective quality of the Etch Sealer. Harsh scrubbing and/or abrasive cleaners may damage the protective sealer and void your warranty.

touch-up kits

Teknion offers two types of Touch-Up Kits; a bottle with brush (paint) or a crayon, depending on which finish the product is applied.

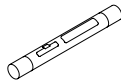
KT100 – Bottle with brush is available for:

Foundation
Mica
Accent
Filling & Storage Paint Colors



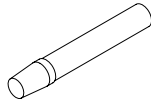
KT401 – Crayon is available for:

Fascia Laminates
Flintwood
Natural Veneer



KT402 – Marker is available for:

Flintwood
Natural Veneer



Ordering Touch-Up Kits:

Touch-Up Kits can be ordered through the Leverage product line specification software.

Touch-Up Kit Directions

Before You Begin

Make sure the surface is clean, dry and free of grease and oil. If needed, use a mild solvent and a clean cloth to wipe down surface. NOTE: Touch-Up should be used on small nicks and scratches only. It is not meant for large areas or deep gouges.

How to Use the Small Brush (KT100)

Always shake the bottle for at least one minute after the mixing balls begin to rattle. If the product is not adequately mixed, the color of the paint will not be correct. (Do not try to get all of the residue on the bottom of the bottle; it will never totally blend). Make sure that the product is capped tightly before shaking.

Dip brush into the bottle as far as it will go.

Slowly remove the brush from the bottle. The brush wiper which is mounted in the bottle opening reduces the opening diameter and helps to wipe excess paint from the brush. This eliminates dripping paint from the brush after removing it from the bottle.

Brush paint on with smooth strokes. Use very slight pressure when touching the brush to the substrate. Avoid retouching the wet paint film with the brush after it is applied. Do not try to retouch applied paint after paint has set up for more than 2 minutes.

When finished, recap the bottle.

How to Use the Crayon (KT401)

Apply by simply rubbing the semi-hard compound into the defect or damaged substrate or finish in a variety of directions.

Once applied, and slightly overfilled, the excess filler is removed by carefully leveling off using a semi-flexible plastic leveling card. An old bank card works sufficiently for this step. To finish off the task, use a soft lint free cloth for wiping off any further excess material from the area being worked on. Paper towel can also be substituted for a lint free cloth and this purpose.

How to Use the Marker (KT402)

Shake marker thoroughly to get full color strength. Depress the nib to begin material flow. Do not overload the nib with material. With light strokes, slowly apply color to the damaged area being careful not to “puddle” the material. Gently feather the applied material with a finger to blend the color in with the surrounding area.

zones
finishes + materials

zones finishes + materials

SCREENS & ENCLOSURES	80
TABLES	81
SEATING	83
STORAGE & ACCESSORIES	85

finishes + materials

The following charts outlines finishes that are available for use on Zones Enclosures, Table and Seating.

screens & enclosures

table top screens

Knit Linx	
Cool Grey	K 4 4 0
Pewter	K 4 4 1
Warm Grey	K 4 4 2
Shale	K 4 4 3
Citrine	K 4 4 4
Sage	K 4 4 5
Brook	K 4 4 6
Poppy	K 4 4 7
Apricot	K 4 4 8
Evergreen	K 4 4 9
Midnight	K 4 5 0
Pomegranate	K 4 5 1
Base paint	
Foundation	
Atrium White	2 0
Foundry Onyx	2 3
Greystone	2 4
Crisp Grey	2 5
Soft Gris	2 6
Sand	2 7
Earth	2 8
Granite	5 1
Ebony	5 2
Storm White	7 4
Latte	7 5
Espresso	7 6
Clay	8 5
Mica	
Platinum	6 0
Graphite	6 2
Anthracite	6 8
Sepia Bronze	7 0
Burnished Bronze	7 1
Titanium Grey	7 2
Gilded Ash	7 3
Arctic	7 7
Very White	8 3

enclosures, edge screens

Zones Vertical Laminate	
Crisp Grey	2 T
Greystone	2 S
Greystone Beech	2 Q
Natural Beech	2 R
Sand	2 U
Pecan Reflect	2 K
Zones Worksurfaces	
Zones Worksurface Laminate	
Crisp Grey	2 T
Earth	2 V
Greystone Beech	2 Q
Natural Beech	2 R
Sand	2 U
Atrium White	2 G
Pecan Reflect	2 K
Greystone	2 S
Very White	R V
Zones Veneer	
Greystone Beech	B R
Natural Beech	B S
Pecan Beech	D C
Worksurface Supports & Enclosure Feet	
Zones Metal Paint	
Crisp Grey	2 5
Greystone	2 4
Sand	2 7

finishes + materials

The following charts outlines finishes that are available for use on Zones Enclosures, Table and Seating.

tables

canteen table, dynamic cubby table, workshop tables, semi-supported worksurfaces

Worksurface	
Zones Foundation Laminate	
Very White	R V
Storm White	L W
Atrium White	2 G
Soft Gris	2 H
Greystone	2 S
Crisp Grey	2 T
Sand	2 U
Earth	2 V
Royal Cherry	Y R
Espresso Reflect	R N
Walnut	R Q
Stainless	J G
Mercurial Walnut	2 A
Java Walnut	2 B
Urban Walnut	2 C
Choice Maple	2 D
Estate Cherry	2 E
Campus Oak	2 F
Flax Reflect	2 J
Pecan Reflect	2 K
Coastal Elm	2 L
Provincial Oak	2 M
Cocoa Brown Reflect	2 N
Sycamore Reflect	2 P
Ivory Birch	2 X
Heather Grey	D N
Striate White	D Q
Striate Charcoal	D R
White Matrix	M W
Light Grey Crosshatch	6 L
Blond Crosshatch	6 M
Fog Vapour	6 Q
Natural Beech	2 R
Greystone Beech	2 Q
Zones Grade 2 Laminate	
Black Matte	6 K
Very White Matte	W 2
Atrium White Matte	W 3
Crisp Grey Matte	W 4
Fossil Matte	W 5
Zones Veneer	
Greystone Beech	B R
Natural Beech	B S
Pecan Beech	D C

canteen table, dynamic cubby table, workshop tables, semi-supported worksurfaces

Trims & Wood Legs	
Zones Wood	
Greystone Beech	B R
Natural Beech	B S
Pecan Beech	D C
Paint	
Zones Metal Paint	
Crisp Grey	2 5
Greystone	2 4
Sand	2 7
Table Runner	
Solid Surface	
Glacier White	M V

bistro table, ledge table, tea table

Worksurface	
Zones Foundation Laminate	
Very White	R V
Storm White	L W
Atrium White	2 G
Soft Gris	2 H
Greystone	2 S
Crisp Grey	2 T
Sand	2 U
Earth	2 V
Royal Cherry	Y R
Espresso Reflect	R N
Walnut	R Q
Stainless	J G
Mercurial Walnut	2 A
Java Walnut	2 B
Urban Walnut	2 C
Choice Maple	2 D
Estate Cherry	2 E
Campus Oak	2 F
Flax Reflect	2 J
Pecan Reflect	2 K
Coastal Elm	2 L
Provincial Oak	2 M
Cocoa Brown Reflect	2 N
Sycamore Reflect	2 P
Ivory Birch	2 X
Heather Grey	D N

bistro table, ledge table, tea table

Worksurface	
Zones Foundation Laminate	
Striate White	D Q
Striate Charcoal	D R
White Matrix	M W
Light Grey Crosshatch	6 L
Blond Crosshatch	6 M
Fog Vapour	6 Q
Natural Beech	2 R
Greystone Beech	2 Q
Zones Grade 2 Laminate	
Black Matte	6 K
Very White Matte	W 2
Atrium White Matte	W 3
Crisp Grey Matte	W 4
Fossil Matte	W 5
Zones Veneer	
Greystone Beech	B R
Natural Beech	B S
Pecan Beech	D C
Veneer 2/3	
Medium Dark Cherry	U K
Dark Brown Cherry	U M
Walnut on Cherry	U N
Natural Maple	M P
Windsor Cherry	W W
Dark Cherry	W J
Drift Oak Flat Cut	L K
Silverwash Flat Cut	L L
Poppy Seed Flat Cut	L Q
White Oak Flat Cut	L U
Natural Pecan Flat Cut	L V
Sierra Flat Cut	L X
Natural Walnut Flat Cut	N Z
Flintwood	
Blonde Maple	V Z
Flax	F X
Natural Pecan	F N
Sycamore	V A
Medium Sycamore	F M
Chianti	F C
Dark Walnut	F D
Black Walnut	V B
Sierra Flint	N R
Cocoa Brown Flint	N T
White Oak	5 N
Poppy Seed	5 P
Harvest Cherry	5 Q

finishes + materials

The following charts outlines finishes that are available for use on Zones Enclosures, Table and Seating.

tables (continued)

bistro table, ledge table, tea table

Worksurface	
Flintwood	
Earl Grey	5 R
Silverwash	5 S
White Truffle	5 T
Caraway	5 V
Drift Oak	5 W
Classic Walnut	5 Z
Walnut	V T
Raw Umber	5 U
Dark Henna	5 X
Black Timber	5 Y
Metal Legs	
Foundation	
Atrium White	2 0
Foundry Onyx	2 3
Greystone	2 4
Crisp Grey	2 5
Soft Gris	2 6
Sand	2 7
Earth	2 8
Granite	5 1
Ebony	5 2
Storm White	7 4
Latte	7 5
Espresso	7 6
Clay	8 5
Mica	
Platinum	6 0
Graphite	6 2
Anthracite	6 8
Sepia Bronze	7 0
Burnished Bronze	7 1
Titanium Grey	7 2
Gilded Ash	7 3
Arctic	7 7
Very White	8 3
Accent	
Butternut	1 4
Signal Red	9 7
Blue Sage	9 8
Ink Blue	1 7
Brickstone	1 8
TK Hunter	1 V
TK Radioactive	1 W
TK Sunburst	1 X
Atmosphere	C J
Blush	C K
Herbal	C P
Soft Gold	C Q

laptop tables, coffee tables,
round side table

Worksurface	
Zones Foundation Laminate	
Very White	R V
Storm White	L W
Atrium White	2 G
Soft Gris	2 H
Greystone	2 S
Crisp Grey	2 T
Sand	2 U
Earth	2 V
Royal Cherry	Y R
Espresso Reflect	R N
Walnut	R Q
Stainless	J G
Mercurial Walnut	2 A
Java Walnut	2 B
Urban Walnut	2 C
Choice Maple	2 D
Estate Cherry	2 E
Campus Oak	2 F
Flax Reflect	2 J
Pecan Reflect	2 K
Coastal Elm	2 L
Provincial Oak	2 M
Cocoa Brown Reflect	2 N
Sycamore Reflect	2 P
Ivory Birch	2 X
Heather Grey	D N
Striate White	D Q
Striate Charcoal	D R
White Matrix	M W
Light Grey Crosshatch	6 L
Blond Crosshatch	6 M
Fog Vapour	6 Q
Natural Beech	2 R
Greystone Beech	2 Q
Zones Grade 2 Laminate	
Black Matte	6 K
Very White Matte	W 2
Atrium White Matte	W 3
Crisp Grey Matte	W 4
Fossil Matte	W 5
Zones Veneer	
Greystone Beech	B R
Natural Beech	B S
Pecan Beech	D C

laptop tables, coffee tables,
round side table

Wood Legs	
Zones Wood	
Greystone Beech	B R
Natural Beech	B S
Pecan Beech	D C
Metal Legs	
Foundation	
Atrium White	2 0
Foundry Onyx	2 3
Greystone	2 4
Crisp Grey	2 5
Soft Gris	2 6
Sand	2 7
Earth	2 8
Granite	5 1
Ebony	5 2
Storm White	7 4
Latte	7 5
Espresso	7 6
Clay	8 5
Mica	
Platinum	6 0
Graphite	6 2
Anthracite	6 8
Sepia Bronze	7 0
Burnished Bronze	7 1
Titanium Grey	7 2
Gilded Ash	7 3
Arctic	7 7
Very White	8 3
Accent	
Butternut	1 4
Signal Red	9 7
Blue Sage	9 8
Ink Blue	1 7
Brickstone	1 8
TK Hunter	1 V
TK Radioactive	1 W
TK Sunburst	1 X
Atmosphere	C J
Blush	C K
Herbal	C P
Soft Gold	C Q

finishes + materials

The following charts outlines finishes that are available for use on Zones Enclosures, Table and Seating.

seating

club chair (wood leg), arm chair, side chair & stool, stacking stool, bench

Wood	
Zones Wood	
Greystone Beech	B R
Natural Beech	B S
Pecan Beech	D C
Metal Paint	
Zones Metal Paint	
Greystone	2 4
Crisp Grey	2 5
Sand	2 7

club chair (metal leg), lounge chair

Plastic	
Zones Plastic	
Crisp Grey	2 2
Greystone	2 1
Sand	2 3
Metal Base Finishes	
Foundation	
Atrium White	2 0
Foundry Onyx	2 3
Greystone	2 4
Crisp Grey	2 5
Soft Gris	2 6
Sand	2 7
Earth	2 8
Granite	5 1
Ebony	5 2
Storm White	7 4
Latte	7 5
Espresso	7 6
Clay	8 5
Mica	
Platinum	6 0
Graphite	6 2
Anthracite	6 8
Sepia Bronze	7 0
Burnished Bronze	7 1
Titanium Grey	7 2
Gilded Ash	7 3
Arctic	7 7
Very White	8 3
Accent	
Butternut	1 4
Signal Red	9 7
Blue Sage	9 8
Ink Blue	1 7
Brickstone	1 8
TK Hunter	1 V
TK Radioactive	1 W
TK Sunburst	1 X
Atmosphere	C J
Blush	C K
Herbal	C P
Soft Gold	C Q
Polished Aluminum	
Polished Aluminum	P A

sofas

Sofa Tablets	
Zones Tablet Laminate	
Crisp Grey	2 T
Earth	2 V
Greystone Beech	2 Q
Natural Beech	2 R
Sand	2 U
Atrium White	2 G
Pecan Reflect	2 K
Greystone	2 S
Very White	R V
Zones Veneer	
Greystone Beech	B R
Natural Beech	B S
Pecan Beech	D C
Sofa Legs & Tablet Arms	
Zones Metal Paint	
Crisp Grey	2 5
Greystone	2 4
Sand	2 7

finishes + materials

The following charts outlines finishes that are available for use on Zones Enclosures, Table and Seating.

seating (continued)

modular seating

Modular Setaing Tablets	
Zones Tablet Laminate	
Crisp Grey	2 T
Earth	2 V
Greystone Beech	2 Q
Natural Beech	2 R
Sand	2 U
Atrium White	2 G
Pecan Reflect	2 K
Greystone	2 S
Very White	R V
Zones Veneer	
Greystone Beech	B R
Natural Beech	B S
Pecan Beech	D C
Modular Seating Tablet Arms	
Zones Metal Paint	
Crisp Grey	2 5
Greystone	2 4
Sand	2 7
Modular Seating Legs	
Foundation	
Atrium White	2 0
Foundry Onyx	2 3
Greystone	2 4
Crisp Grey	2 5
Soft Gris	2 6
Sand	2 7
Earth	2 8
Granite	5 1
Ebony	5 2
Storm White	7 4
Latte	7 5
Espresso	7 6
Clay	8 5

modular seating

Modular Seating Legs	
Mica	
Platinum	6 0
Graphite	6 2
Anthracite	6 8
Sepia Bronze	7 0
Burnished Bronze	7 1
Titanium Grey	7 2
Gilded Ash	7 3
Arctic	7 7
Very White	8 3
Accent	
Butternut	1 4
Signal Red	9 7
Blue Sage	9 8
Ink Blue	1 7
Brickstone	1 8
TK Hunter	1 V
TK Radioactive	1 W
TK Sunburst	1 X
Atmosphere	C J
Blush	C K
Herbal	C P
Soft Gold	C Q

finishes + materials

The following charts outlines finishes that are available for use on Zones Enclosures, Table and Seating.

storage & accessories

Worksurface	
Zones Storage Laminate	
Crisp Grey	2 T
Earth	2 V
Greystone	2 S
Sand	2 U
Very White	R V
Trims, Wood Legs & Easel	
Zones Wood	
Greystone Beech	B R
Natural Beech	B S
Pecan Beech	D C
Metal Paint	
Foundation	
Atrium White	2 0
Foundry Onyx	2 3
Greystone	2 4
Crisp Grey	2 5
Soft Gris	2 6
Sand	2 7
Earth	2 8
Granite	5 1
Ebony	5 2
Storm White	7 4
Latte	7 5
Espresso	7 6
Clay	8 5
Mica	
Platinum	6 0
Graphite	6 2
Anthracite	6 8
Sepia Bronze	7 0
Burnished Bronze	7 1
Titanium Grey	7 2
Gilded Ash	7 3
Arctic	7 7
Very White	8 3
Accent	
Butternut	1 4
Signal Red	9 7
Blue Sage	9 8
Ink Blue	1 7
Brickstone	1 8
TK Hunter	1 V
TK Radioactive	1 W
TK Sunburst	1 X
Atmosphere	C J
Blush	C K
Herbal	C P
Soft Gold	C Q

zones general
information

zones general information

FINISHES CARE & MAINTENANCE88

TOUCH-UP-KITS90

finishes care & maintenance

Whiteboard

Cleaning

We recommend that you erase your whiteboard after every use.

If you need to leave the content on your board then we recommend that the whiteboards should at least be cleaned weekly with the wet whiteboard cleaner recommend by the related marker manufacturer.

Cleaning your whiteboard will remove the chemical build-up that can occur with repeated use of dry erase markers. This can help maintain your whiteboard.

Maintenance

Use Dry erase markers only. All dry erase markers can write legibly on a whiteboard surface, but not all will erase properly due to their composition. Do not use low odor dry erase markers or permanent (indelible) markers. The use of proper markers can help avoid staining or ghosting.

Follow the Cleaning recommendations. It is recommended that the whiteboard is erased daily using an eraser designated for use with dry erase markers from the marker manufacturer. We also recommend that a complete cleaning is performed at least once a week with the wet whiteboard cleaner recommend by the related marker manufacturer.

To remove permanent marker. Write on top of the permanent marker, erase with a dry eraser, using a dry erase marker, and then clean with the wet whiteboard cleaner recommend by the related marker manufacturer.

Ghosting Issues

Faded content that remains on your whiteboard after erasing/cleaning is commonly known as ghosting.

To help avoid ghosting, do not use permanent or non-dry erase markers. Avoid using red and orange markers for easier cleaning and to reduce the likelihood of ghosting.

In order to avoid ghosting please use our cleaning and maintenance recommendations. If ghosting remains please try of the following actions to remove

Apply whiteboard cleaner and wipe entire whiteboard with a paper towel, and let dry. Use Mix Joy® dishwashing detergent with warm water and apply to the whiteboard using a paper towel, then wipe dry with a clean cloth. Repeat as necessary.

If ghosting or staining remains, you could use a small amount of rubbing alcohol on a clean, soft towel.

Metal & Plastic

Wash surface regularly with mild soap and water. Dry with a clean cloth or soft paper towel to prevent soap streaks.

Source Laminate & Fascia Laminate

In order to maintain the life and appearance of your thermally fused melamine panels, please follow these guidelines:

- May be easily cleaned using a mild, non-abrasive, all purpose cleaner and a soft cloth. Coffee, tea or other difficult stains may be removed using a mild household detergent or a paste of baking soda and water (note: 10-20 strokes should remove most stains, excessive force or scrubbing may damage the surface).
- Abrasives such as scouring pads or gritty cleansers may permanently dull and /or scratch the surface and result in future staining.
- Do not place hot cookware, dishes or objects onto the surface. Knives and other sharp objects used directly on the surface can also be damaging.

Foundation Laminate

High pressure laminate (HPL) surfaces are highly resistant to wear, scratching, boiling water, food acids, alcohols, oil, grease and ordinary household chemicals.

General Care

Surfaces will retain their original appearance indefinitely when these simple precautions are followed:

- Wash surface with a non-residual, streak free cleaning product such as glass cleaner (ammonia based cleaner) to remove residue (oils, fingerprints, glass rings, smudges and smears).
- To remove superficial stains which may not be easily removed with soap and water, use a non-abrasive liquid cleaner.
- Use of an eraser can assist in the removal of ink marks.
- Avoid gritty or abrasive liquid cleaners and cleansing powders.
- Avoid bleaching cleaners and cleansing powders.
- Use a wooden cutting board when cutting, slicing or chopping.
- Use a trivet or hot pad under appliances.

finishes care & maintenance (continued)

Flintwood & Natural Veneer

Teknion furniture is built to strict specifications to ensure many years of exceptional use. Like all natural products, Teknion wood surfaces may vary slightly in grain texture and color. Because each piece of furniture is unique, minor variations between pieces can be expected.

The beauty of Teknion's veneer is enhanced with a clear top coat which is not affected by most liquids found in offices or homes. This finish contains inhibitors to help prevent pigments from fading. However, like any wood product, the finish will fade with prolonged exposure to intense light.

Cleaning & Polishing

To clean, simply wipe the surface (in the direction of the grain) first with a dry cloth. Circular or sideways rubbing can adversely affect the appearance of the wood finish. If the surface is exceptionally dirty, add a mild soap solution to the water. Waxes and furniture polishes should be avoided as they may result in buildup or may deepen the gloss of the furniture.

General Care

- Remove any spilled liquids immediately with a blotting rather than a wiping action.
- Do not drag objects across finished surfaces.
- For chips, scratches or unusual damage, professional repair may be required.
- Avoid exposing the surface to extreme heat, cold or humidity.
- The surface finish may be burn-resistant but the wood beneath the finish is not and can be charred (e.g. by a burning cigarette).
- Exposure to strong sunlight should be avoided. The surface finish is fade proof but the wood beneath may change in color from extended exposure to sunlight.
- Place a desk pad under mechanical equipment. Rubber and oil will permanently mark the surface.
- Dust the surface frequently with a clean, soft, dry cloth.

Solid Surface

Routinely clean with a damp cloth. If a stain develops, wipe it with soap and water, or if you prefer wipe it clean with glass cleaner.

Do not expose your solid surface worksurface to harsh chemicals.

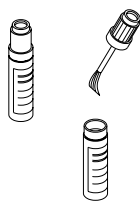
For tough stains, apply an abrasive cleanser and buff with a Scotch-Brite® pad using a circular motion.

touch-up kits

Teknion offers two types of Touch-Up Kits; a bottle with brush (paint) or a crayon, depending on which finish the product is applied.

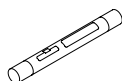
KT100 – Bottle with brush is available for:

Foundation
Mica
Accent
Filling & Storage Paint Colors



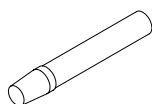
KT401 – Crayon is available for:

Fascia Laminate
Flintwood
Natural Veneer



KT402 – Marker is available for:

Flintwood
Natural Veneer



Ordering Touch-Up Kits:

Touch-Up Kits can be ordered through the Leverage product line specification software.

Touch-Up Kit Directions

Before You Begin

Make sure the surface is clean, dry and free of grease and oil. If needed, use a mild solvent and a clean cloth to wipe down surface. NOTE: Touch-Up should be used on small nicks and scratches only. It is not meant for large areas or deep gouges.

How to Use the Small Brush (KT100)

Always shake the bottle for at least one minute after the mixing balls begin to rattle. If the product is not adequately mixed, the color of the paint will not be correct. (Do not try to get all of the residue on the bottom of the bottle; it will never totally blend). Make sure that the product is capped tightly before shaking.

Dip brush into the bottle as far as it will go.

Slowly remove the brush from the bottle. The brush wiper which is mounted in the bottle opening reduces the opening diameter and helps to wipe excess paint from the brush. This eliminates dripping paint from the brush after removing it from the bottle.

Brush paint on with smooth strokes. Use very slight pressure when touching the brush to the substrate. Avoid retouching the wet paint film with the brush after it is applied. Do not try to retouch applied paint after paint has set up for more than 2 minutes.

When finished, recap the bottle.

How to Use the Crayon (KT401)

Apply by simply rubbing the semi-hard compound into the defect or damaged substrate or finish in a variety of directions.

Once applied, and slightly overfilled, the excess filler is removed by carefully leveling off using a semi-flexible plastic leveling card. An old bank card works sufficiently for this step. To finish off the task, use a soft lint free cloth for wiping off any further excess material from the area being worked on. Paper towel can also be substituted for a lint free cloth and this purpose.

How to Use the Marker (KT402)

Shake marker thoroughly to get full color strength. Depress the nib to begin material flow. Do not overload the nib with material. With light strokes, slowly apply color to the damaged area being careful not to “puddle” the material. Gently feather the applied material with a finger to blend the color in with the surrounding area.

teknion

www.teknion.com

CAN/US/INT 01-22

©Teknion 2024

®, ™ trade marks of Teknion Corporation
and/or its subsidiaries or licensed to it.
Patents may be pending.

Some products may not be available in
all markets. Contact your local Teknion
Representative for availability.

JAN24-FIN