

cana

price & application guide

09.23.2024



teknion

update summary

Please be advised that information has been updated within the Cana Price & Application Guide. To highlight these updates, a summary has been created for your reference.

revised

Price increase has been incorporated.

Please note, first orders for new products will be accepted on September 23, 2024. All software will also be updated by September 23, 2024. If you have any questions regarding the information enclosed, please contact your Teknion Customer Service Representative.





INDEX 7

APPLICATION GUIDE 11

PRICE & PRODUCT GUIDE 25

Section Contents	Product Code	Page No.
Introduction		
Canva Overview		8
General Information		9
Application Guide		
Desks		12
Return and Corner Desks Requiring Shared Support		13
Desks Requiring Shared Support		14
Bridges		16
Credenzas		17
Hutches		18
Storage		20
Edge Details		21
Grommet Location		22
Price Guide		
FREESTANDING DESKS		
Rectangular Desk Shell	ZCDRL	28
Bowtop Desk Shell	ZCDBL	29
Bullet-Shaped Table Desk	ZCDUT	30
P-Shaped Table Desk	ZCDP	31
P-Shaped Corner Unit	ZCDPC	32
Single Fan-Shaped Table Desk	ZCSF	33
Double Fan-Shaped Table Desk	ZCDF	34
Corner Desk	ZCDCD	35
Computer Table	ZCDCT	36
RETURN DESKS		
Return Shell	ZCRL	40
Extended Corner Desk	ZCRE	41
Extended Corner Desk with Keyboard Support	ZCREK	42
BRIDGES		
Bridge Top	ZCBTBN	46
Bridge Top and Modesty	ZCBTB	47
Curved Bridge Top	ZCBTCN	48
Curved Bridge Top and Modesty	ZCBTCB	49
CREDENZAS		
Credenza Shell	ZCCL	52
Combo Credenza	ZCCCP	53
Single Storage Credenza	ZCCSS	54
Double Storage Credenza	ZCCDS	55
Lateral File Credenza	ZCCLF	56

Section Contents	Product Code	Page No.
HUTCHES		
Storage Hutch for Credenza	ZCHS	60
Combination Hutch	ZCHM	61
Storage Hutch with Single Opening	ZCHSO	62
Collator for Desk and Credenza	ZCHC	63
Wall Mounted Storage Cabinet	ZCHW	64
RECEPTION UNITS		
Reception Desk	ZCGD	68
Reception Bridge	ZCGB	69
Reception Credenza	ZCGC	70
Reception Return	ZCGR	71
STORAGE		
Under-Worksurface Pedestal	ZSPU	76
Mobile Pedestal	ZSMP	77
Under-Worksurface Storage Cabinet	ZSSU	78
Under-Worksurface Lateral File	ZSLU	79
Under-Worksurface Combo Pedestal	ZSCPU	80
Bookcase	ZCSBK	81
Combination Cabinet	ZCSCC	82
Combination Lateral File	ZCSCL	83
Wardrobe Storage Cabinet	ZCSSC	84
Half Storage Cabinet	ZCSSCH	85
ACCESSORIES		
Desk and Credenza Centre Drawer	ZACD	88
Keyboard Tray	ZAKT	89
Freestanding Paper Storage Unit	ZAFS	90
Grommets	ZAG	91
LIGHTING & ELECTRICS		
Task Light	ZATL	94

cana overview

Cana embodies the beauty and simplicity of modern design. Characterized by clean, crisp lines, the collection offers a complete portfolio of modular furniture that includes desks, credenzas, hutches and gallery units ideal for reception applications. Complementary tables and storage cabinets complete the line. All Cana pencil edge and radius edge components are designed to be fully modular and reconfigurable allowing the user maximum flexibility in present and future office layouts. An affordable, yet distinctive and well-crafted collection, Cana is suitable for a variety of business settings. The modest price contributes to its fresh, modern appeal.



general information

GENERAL:

All dimensional codes (listed throughout the text and under options) are nominal figures – they are not actual dimensions.

GENERAL CONSTRUCTION:

Worksurfaces

All Cana worksurfaces are book-matched wood veneers to ensure high aesthetic quality. Cana tops are 1 3/16", panel leg gables 1 3/16", and back panels are 3/4" thick. Available in your choice of 3 species of wood. Walnut, maple and cherry in a variety of finish options.

Edge Detail

All Cana tops are characterized by their well crafted pencil and Radius edge detail in solid hardwood. Pencil edge profile allows for a non-handed application.



Pencil



Radius

Pedestals

Our pedestal drawers are fitted with top quality Accuride hardware - built to last and retain its original performance. Full extension progressive ball bearing slides are included on all box drawers. A pencil tray offers the option of an injected molded high impact polymer with convenience compartments in the top box drawer in every desk or an upgraded solid maple tray.

Full extension progressive ball bearing Accuride slides on all file drawers are used for maximum efficiency. File drawers in pedestals include suspended file supports that accommodate letter and legal size hanging folders. For added security, a front gang lock is included on all pull out drawers, i.e. pedestals, lateral file drawers, credenza drawers, etc.

Drawer boxes are available in two finishes: 1. Ebony finish constructed of durable black vinyl wrapped high density drawer sides, complete with mitred corner connections. The option of a solid maple finish is available 2. Solid Maple drawer boxes with dove tailed corner connections.

Lateral Files

All lateral file units have one front lock to lock all drawers. Where indicated, units have an interlocking system which will allow only one drawer to be opened at a time. Lateral file units include suspended file supports that accommodate letter and legal size hanging folders.

Hutches

All Cana hutches operate on concealed hinges that permit a 110° throw. Solid doors are equipped with a self-closing spring device. Hutches mount on desks, returns, or credenzas without mechanical fasteners; double sided tape keep hutches in place. Hutches placed over desks or credenzas will have a total height of 72".

Different Teknion fabrics are also available for the tackboards. Please see pricing in this guide. To view fabric samples, please refer to Teknion's Fabrics & Finishes Program guide.

Hardware

Four (4) pull styles are offered on drawers and doors to complement your Cana furniture. The integrated finger pulls are finished to match the body. Metal Arch Pulls are finished in Satin Chrome. The Reverse Contemporary pull and Rectangular pull are finished in Platinum or Ebony (Black). Rectangular pulls are zinc die cast and are available in Ebony and Platinum powder coated finishes. Reverse Contemporary pulls are zinc die cast and steel tubing and are also available in Ebony and Platinum powder coated finishes.

Locks can be added to hinged doors on hutches, credenzas, wardrobes, etc. Locks on drawers are front-mounted. Suite is keyed alike.

Locks are not available on glass doors. Glass doors will include touch latch non-spring hinges.

Glass doors are constructed of a 3/4" thick x 1-5/8" wide anodized aluminum frame and 3mm thick frosted glass.

Levelers are adjustable to 1" high, and comply with ANSI/BIFMA standards for quality construction.

Height-adjustable chrome glides with nylon pads.

Ball bearing Accuride drawer slides used exclusively.

No counterweights are required for storage units.

FABRICS & FINISHES

For a list of finishes with codes available for Cana products, please refer to the Wood Casegoods Introduction booklet or Teknion's Fabrics & Finishes Program guide.

Please refer to Teknion's Fabrics & Finishes Program guide to view finish sample cards and to order individual finish samples.

Custom Wood Stain

For custom wood finishes (ZCCWS) add 676 list per match. This is a one time matching charge. Please see the Wood/Casegoods Introduction booklet.

OPTIONS

Lighting/Accessories

In addition to lighting and accessory products offered in this guide, please see Complements: *Teknion's Ergonomics & Accessories Program* for a listing of additional Keyboard Supports & Accessories.

Complements: *Teknion's Ergonomics & Accessories Program* - is designed to organize and personalize the workspace and promote healthy working postures. Complements products integrate with all Teknion furniture and can be applied to complete and enhance individual workstations, group work areas and public spaces.

Grommets

Where applicable, worksurface and modesty grommets and wire trays are available to facilitate all your wire management needs. In the high-tech office environment, these components are a must to maintain a professional look without compromising function!

For some products, the worksurface grommet location can be specified. Please refer to the Accessories portion of this guide for details.

SHIPPING

All desks, return desks, credenzas and bridges are shipped knocked down. All storage units are shipped assembled.

All assembly attachment hardware is included with order.

The dealer is responsible for confirming that product will fit in an elevator or other site access.

application guide

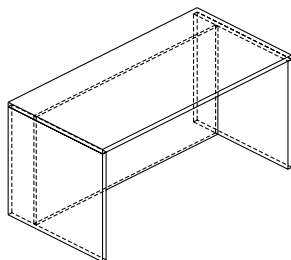
application guide

DESKS	12
RETURN & CORNER DESKS REQUIRING SHARED SUPPORT	13
DESKS REQUIRING SHARED SUPPORT.	14
BRIDGES	16
CREDENZAS.	17
HUTCHES	18
STORAGE.	20
EDGE DETAILS.	21
GROMMET LOCATIONS	22

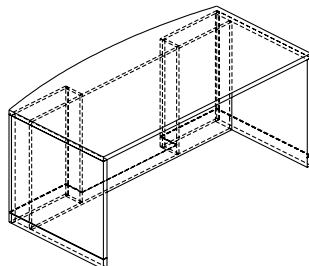
desks

The images below illustrate the available freestanding desk styles.

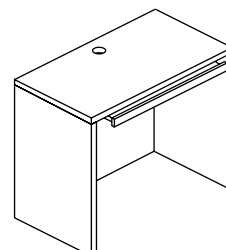
Rectangular, Bowtop and Computer Table can stand alone or they can be used in conjunction with a Bridge or Return Shell



RECTANGULAR DESK SHELL (ZCDRL)
Available with a 28" High Modesty Panel Only



BOWTOP DESK SHELL (ZCDBL)
Available with a 28" High or Breakfront Modesty Panel (shown)



COMPUTER TABLE (ZCDCT)

All Cana desks require a compatibility option when joining to a Bridge or Return Shell.

Cana is a modular casegood line however, in order to simplify the order/manufacturing process, a compatibility option has been included in the desk codes.

- 0 – No compatibility (stand-alone desk)
- 1 – 20" d left hand compatibility
- 2 – 20" d right hand compatibility
- 3 – 24" d left hand compatibility
- 4 – 24" d right hand compatibility

Compatibility

ZCDB3LK6030 – 3 represents left hand, 24" deep Return Shell or Bridge connection.

Pencil Edge
with a flat join return

Radius Edge
with a counter profile
join return

Rectangular Desk Shell used in conjunction with a Bridge Top and 1/2-Height Modesty Panel and Credenza Shell with a 1/2-Height Modesty Panel.

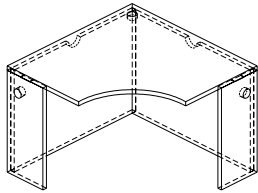
Rectangular Desk Shell used in conjunction with a Bridge Top and 1/2-Height Modesty Panel, Corner Desk with Curved User Edge and left handed Return Shell with a 1/2-Height Modesty Panel.

Compatibility

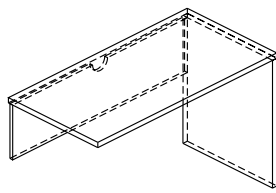
ZCDRL1F8430 – 1 represents left hand, 20" deep Return Shell or Bridge connection.

return & corner desks requiring shared support

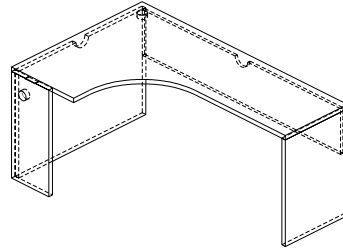
The images below illustrate Return and Corner Desk styles available that must be used in conjunction with a Bridge, Desk or Return Shell.



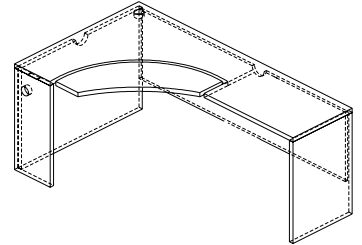
CORNER DESK (ZCDCD)
Available with Straight or Curved User Edge (shown)



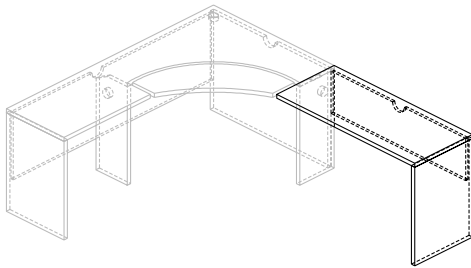
RETURN SHELL (ZCRL)
Available with a 1/2-Height (shown), 3/4-Height or Full-Height Modesty Panel



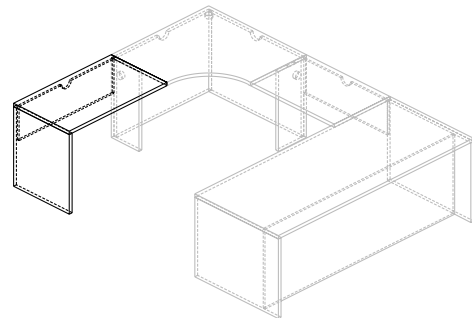
EXTENDED CORNER DESK (ZCRE)
Available with a 1/2-Height (shown), 3/4-Height or Full-Height Modesty Panel



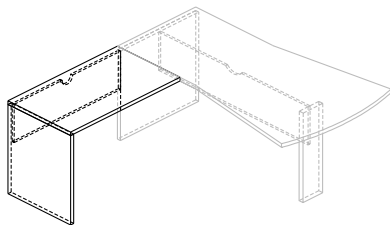
EXTENDED CORNER DESK WITH KEYBOARD SUPPORT (ZCREK)
Available with a 1/2-Height, 3/4-Height (shown) or Full-Height Modesty Panel



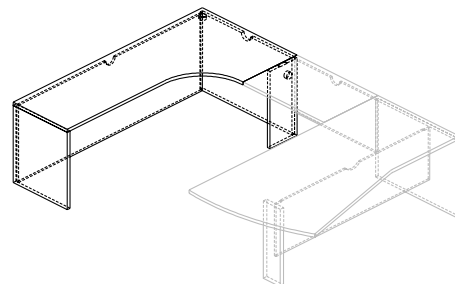
Return Desk Shell with a 1/2-Height Modesty Panel used in a right handed position in conjunction with a left handed Extended Corner Desk with Keyboard Support with a 3/4-Height Modesty Panel.



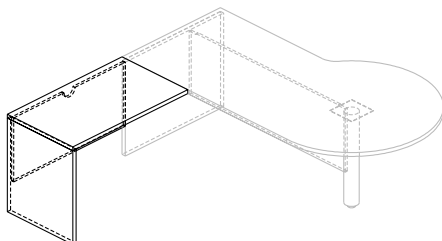
Return Desk Shell with a 1/2-Height Modesty Panel used in a left handed position in conjunction with a Corner Desk, Curved User Edge, a Bridge Top and 1/2-Height Modesty Panel and Rectangular Desk Shell with a 28" High Modesty Panel.



Return Desk Shell with a 1/2-Height Modesty Panel used in a left handed position in conjunction with a Double Fan-Shaped Desk with a 1/2-Height Modesty Panel with scallop grommet.



Extended Corner Desk with a Full-Height Modesty Panel used in a left handed position in conjunction with a Bridge Top and 3/4-Height Modesty Panel and left hand Single Fan-Shaped Desk with a 3/4-Height Modesty Panel with scallop grommet.

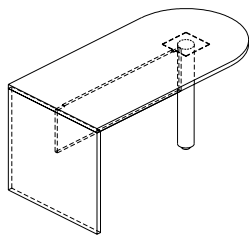


Return Desk Shell, 3/4-Height Modesty Panel used in a left handed position in conjunction with a left hand P-Shaped Table Desk, 3/4-Height Modesty Panel.

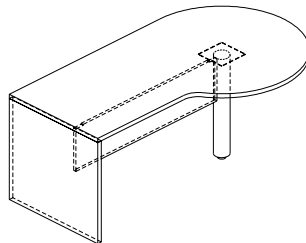
desks requiring shared support

The images below illustrate the available Table Desk styles.

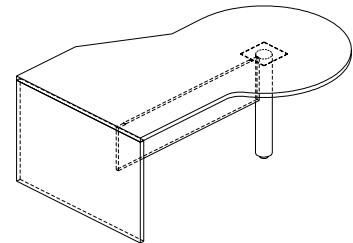
- The Bullet-Shaped, P-Shaped, Single and Double Fan-Shaped Desks must connect to a Bridge or Return Credenza
- Modesty panel is positioned centered on Bullet and Double Fan-Shaped Desks
- Modesty panel on P-Shaped Desks is positioned 21" inset on 30" deep desks and 23" inset on 36" deep desks
- Modesty panel on Single Fan-Shaped Desks is positioned 20" inset on 30" deep desks (users side) and 23" inset on 36" deep desks (users side)
- Column is available in Polished Chrome, Ebony or Veneer



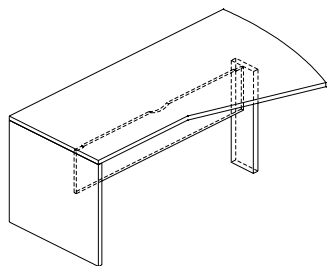
BULLET-SHAPED TABLE DESK (ZCDUT)
Available with a 1/2-Height (shown),
3/4-Height or Full-Height Modesty Panel.



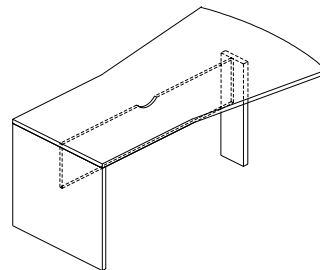
P-SHAPED TABLE DESK (ZCDP)
Available with a 1/2-Height (shown),
3/4-Height or Full-Height Modesty Panel.



P-SHAPED CORNER UNIT (ZCDPC)
Available with a 1/2-Height Modesty Panel.

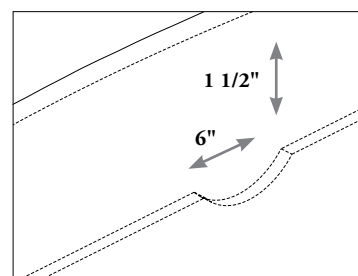
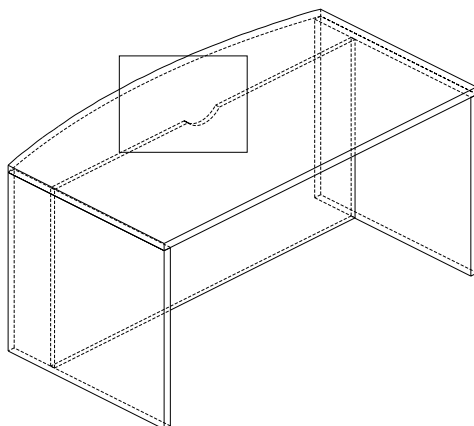


SINGLE FAN-SHAPED TABLE DESKS (ZCSDFT)
Available with a 1/2-Height (shown),
or 3/4-Height Modesty Panel.
Right handed desk shown.

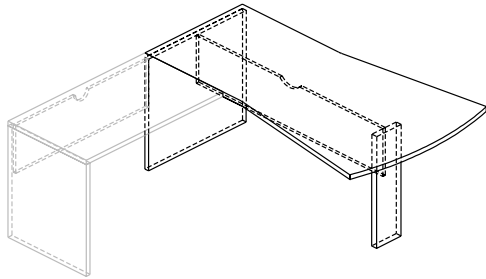


DOUBLE FAN-SHAPED TABLE DESKS (ZCDDFT)
Available with a 1/2-Height (shown),
or 3/4-Height Modesty Panel.

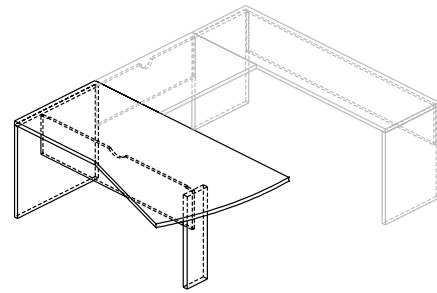
Optional Modesty Panel Grommets are centered on the modesty panel. An upcharge will apply if specified.
The opening is 1 1/2" high x 6" wide.



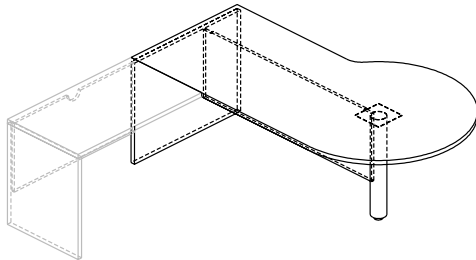
desks requiring shared support (continued)



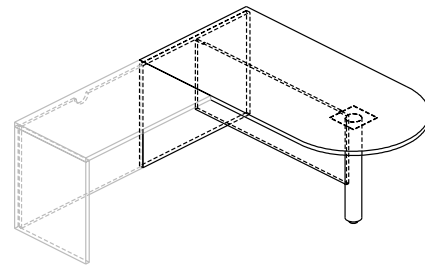
Double Fan-Shaped Desk with a 1/2-Height Modesty Panel used in a left handed position in conjunction with a left handed Return Shell with a 1/2-Height Modesty Panel.



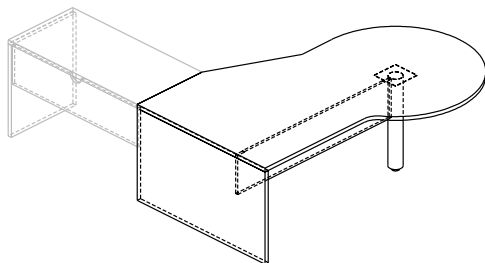
Single Fan-Shaped Desk with a 1/2-Height Modesty Panel used in a right handed position in conjunction with a Bridge Top and 1/2-Height Modesty Panel and Credenza Shell with a 1/2-Height Modesty Panel.



P-Shaped Table Desk with a 3/4-Height Modesty Panel used in a left handed position in conjunction with a Return Shell with a 3/4-Height Modesty Panel.



Bullet-Shaped Table Desk with a 3/4-Height Modesty Panel used in a left handed position in conjunction with a Return Shell with a 2/8" High Modesty Panel.

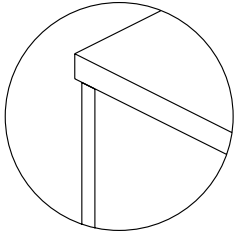


P-Shaped Corner Unit used in conjunction with a right handed Return Shell with a 1/2-Height Modesty Panel.

bridges

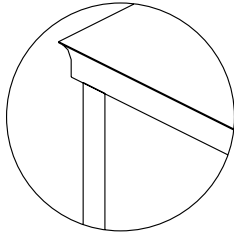
The images below illustrate Bridge styles available that must be used in conjunction with Table Desks, Returns and or Credenzas.

Bridge Detail



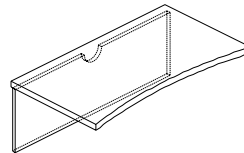
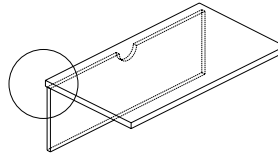
Pencil Edge
with a flat join return

(Same detail for all desks, Credenzas, Bridges and Return Shells)



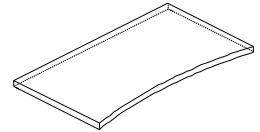
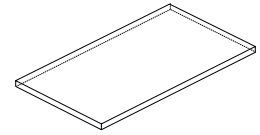
Radius Edge
with a counter profile
join return

(Standard on Bridge
Tops and Return Shells
when radius edge is
specified)

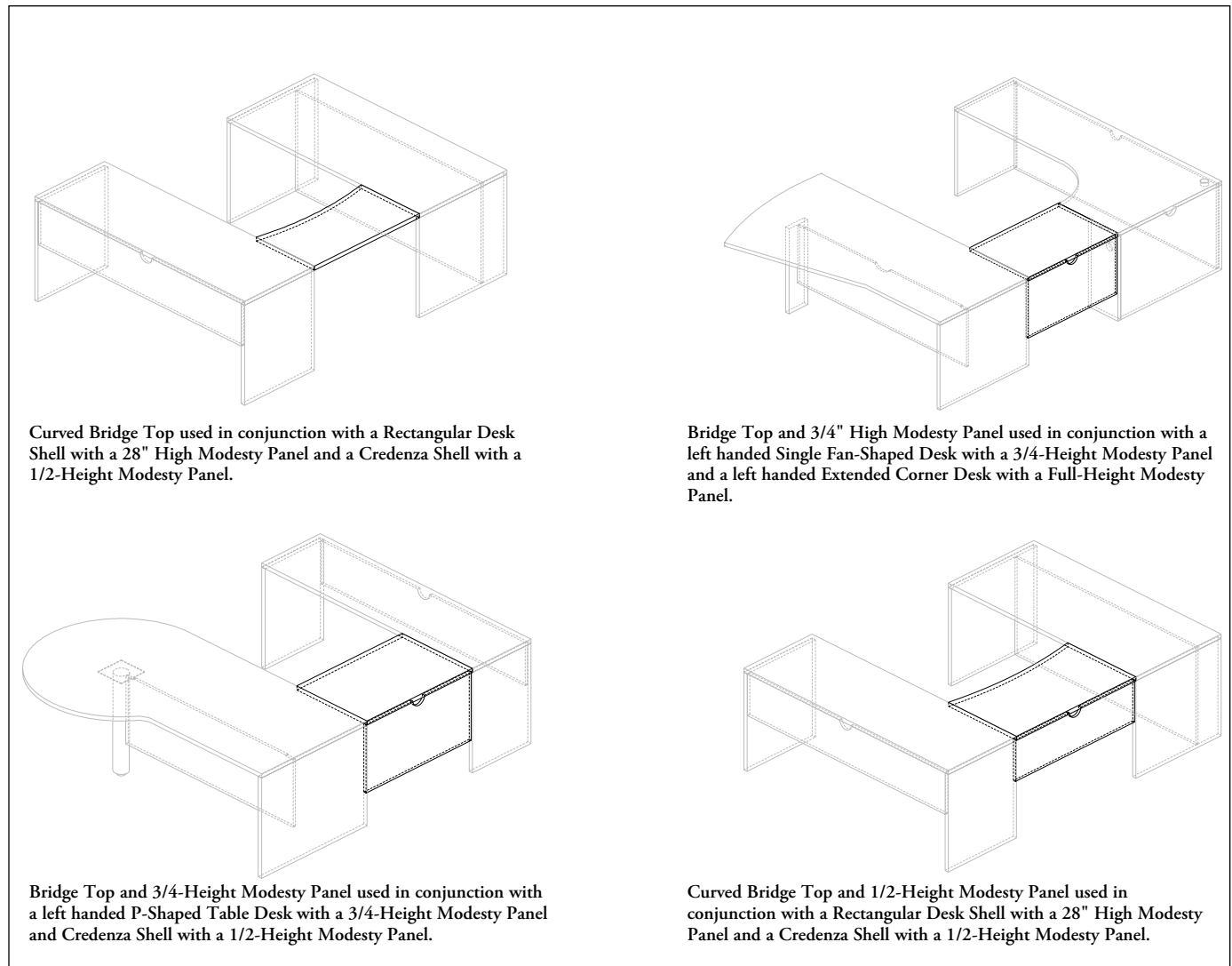


BRIDGE TOP AND MODESTY (ZCBTB)
and
CURVED BRIDGE TOP AND MODESTY (ZCBTCB)

Available with a 1/2-Height (shown),
3/4-Height or 28" High Modesty Panel



BRIDGE TOP (ZCBTBN)
and
CURVED BRIDGE TOP (ZCBTCN)



Curved Bridge Top used in conjunction with a Rectangular Desk Shell with a 28" High Modesty Panel and a Credenza Shell with a 1/2-Height Modesty Panel.

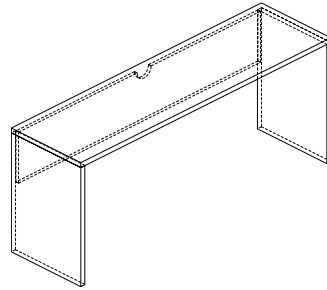
Bridge Top and 3/4" High Modesty Panel used in conjunction with a left handed Single Fan-Shaped Desk with a 3/4-Height Modesty Panel and a left handed Extended Corner Desk with a Full-Height Modesty Panel.

Bridge Top and 3/4-Height Modesty Panel used in conjunction with a left handed P-Shaped Table Desk with a 3/4-Height Modesty Panel and Credenza Shell with a 1/2-Height Modesty Panel.

Curved Bridge Top and 1/2-Height Modesty Panel used in conjunction with a Rectangular Desk Shell with a 28" High Modesty Panel and a Credenza Shell with a 1/2-Height Modesty Panel.

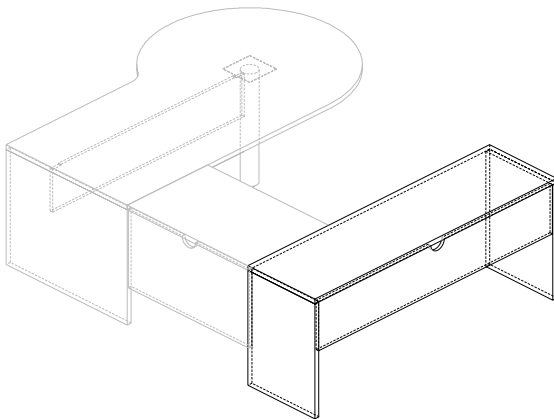
The images below illustrate examples of how the Credenza Shell is used.

- The Credenza Shell can stand alone or can be used in conjunction with a Bridge or Return
- There is no visible gap (1/8") from the underside of the worksurface to the top of the storage unit when storage is positioned inside the Credenza Shell
- Under-worksurface storage does not attach to the underside of Cana credenzas, desks and returns. This allows for complete modularity and planning flexibility
- Under-worksurface storage is ordered separately

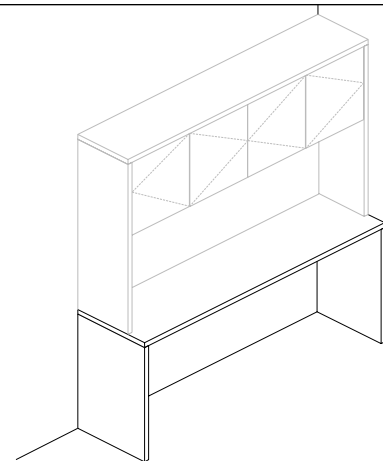


CREDENZA SHELL (ZCCL)

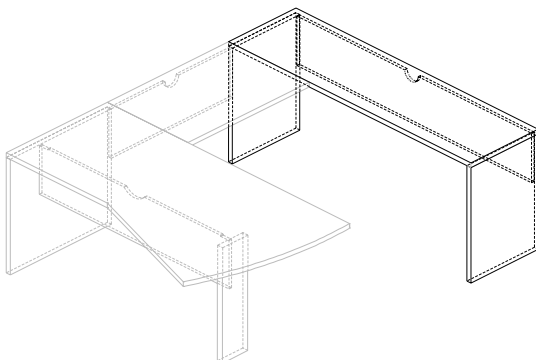
Available with a 1/2-Height (shown),
3/4-Height or Full-Height Modesty Panel



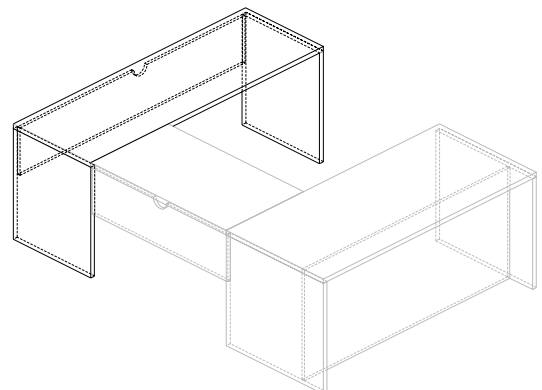
Credenza Shell with a 1/2-Height Modesty Panel used in conjunction with a Bridge Top and 3/4-Height Modesty Panel and a left handed P-Shaped Table Desk with a 1/2-Height Modesty Panel.



Credenza Shell with a 28" High Modesty Panel used in conjunction with a Storage Hutch for Credenza.



Credenza Shell with a 1/2-Height Modesty Panel used in conjunction with a Bridge Top and 1/2-Height Modesty Panel and a right handed Single Fan-Shaped Desk with a 1/2-Height Modesty Panel.



Credenza Shell with a 1/2-Height Modesty Panel used in conjunction with a Bridge Top and 1/2-Height Modesty Panel and a Rectangular Desk Shell with a 28" High Modesty Panel.

hutches

Hutches are offered in a number of configurations to suit your office needs.

An accessory rail with or without electrics and data is available for Hutches which also conceals wires. The accessory rail is finished in an Anodized Aluminum.

- Hinged electrical/data box is factory installed on the left side of the Hutch rail and cannot be field installed. It can be repositioned to the right side of the Hutch rail in the field.
- 6" Shelves may be added to the accessory rail. Refer to *Complements: Teknion's Ergonomics & Accessories Program* for details.
- There is 4" clearance from the desk top to the accessory rail reveal. Some Complements accessories can be positioned on this rail. Please see *Complements: Teknion's Ergonomics & Accessories Program* for a listing of Accessories.

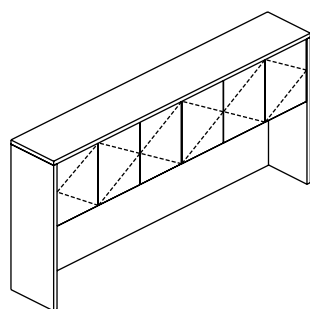
A fabric tackboard option can also be specified for Hutches.

- Refer to Teknion's Fabrics & Finishes Program for a complete panel fabric listing with codes.

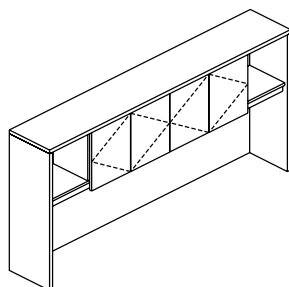
Hutches will provide an overall height of 72.5". The clearance from the top of the worksurface to the bottom of the valance is 23.5".

The interior height of the cabinets is 15".

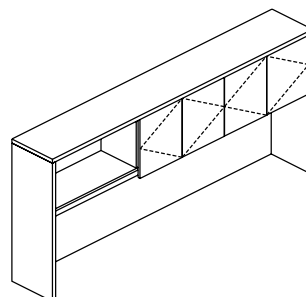
A round grommet is centered on the back of the Hutch under the fixed shelf for wire routing. Locks for doors are optional.



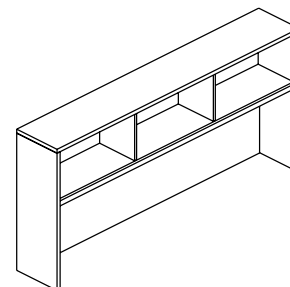
**STORAGE HUTCH
FOR CREDENZA (ZCHS)**



**COMBINATION HUTCH
(ZCHM)**

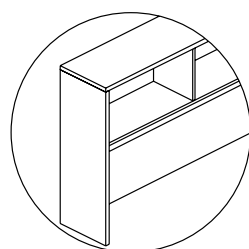


**STORAGE HUTCH
WITH SINGLE OPENING (ZCHSO)**

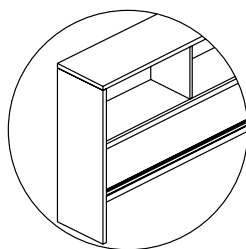


**COLLATOR
FOR DESK AND CREDENZA (ZCHC)**

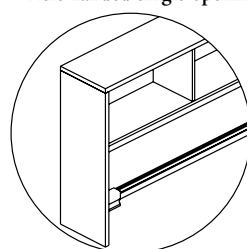
Left handed single opening shown.



Without Accessory Rail

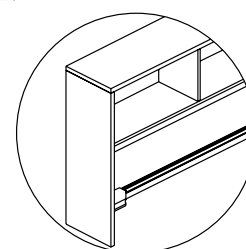


Accessory Rail Only



Accessory Rail
with Electrics

(left position
standard)



Accessory Rail with
Electrics and Data

(left position
standard)

Number of Doors included for Hutches

Closed Doors (ZCHS)

36", 42", 48" widths	= 2 doors (odd door hinge on right)
54", 60", 66", 72", 78" & 84" widths	= 4 doors (symmetrical)
90", 96", 102" & 108" widths	= 6 doors (symmetrical)

Combination/Single Opening (ZCHM and ZCHSO)

54", 60", 66", 72", 78" & 84" widths	= 2 doors
90", 96", 102" & 108" widths	= 4 doors

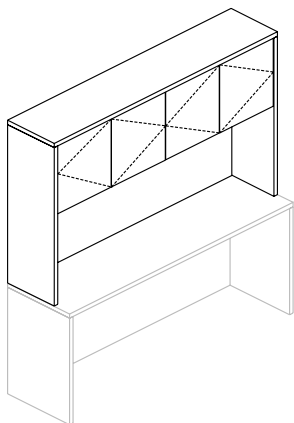
Number of Dividers included for Collators

36", 42" & 48" widths	= 0 dividers
54", 60", 66", 72", 78" & 84" widths	= 1 divider
90", 96", 102" & 108" widths	= 2 dividers

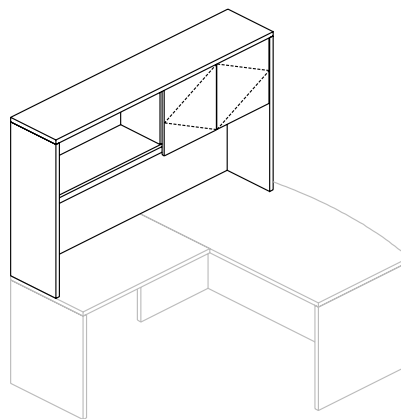
Please note that glass doors cannot be retrofitted in the field and are not interchangeable with solid doors.

ZCHSO: 54" to 84" wide/2 doors/opening equals half of hutch width. 90" to 108" wide/4 doors/opening equals 1/3 of hutch width.

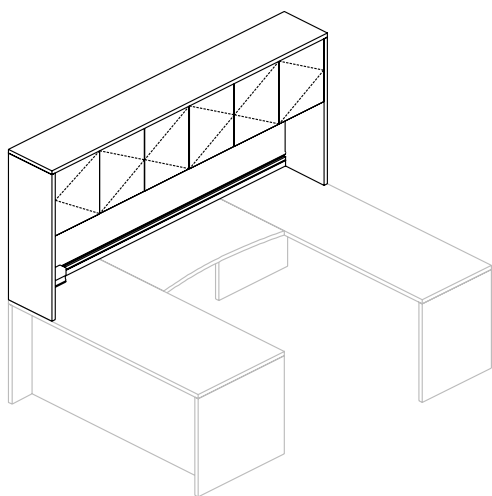
application guide
hutches (continued)



Hutch width must equal Credenza width.

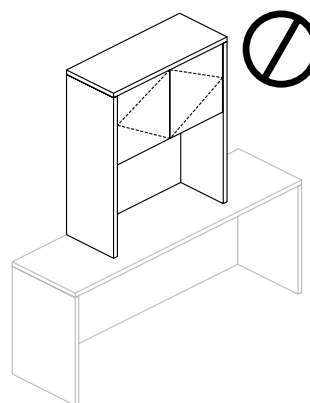


A left handed Storage Hutch with Single Opening used in conjunction with a Return Shell and Bowtop Desk Shell.

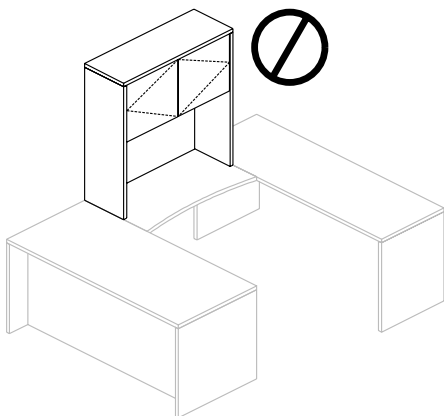


Storage Hutch for Credenza with accessory rail and electrics used in conjunction with a Rectangular Desk Shell, Curved Bridge Top and Credenza Shell.

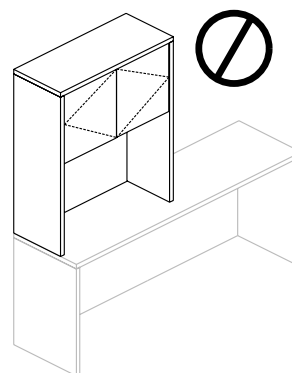
Hutch width must span the overall workstation dimension.
In this application, a bridge can be specified with or without Modesty Panel.



Hutch must always equal Credenza width. Offset planning requires additional structural support that is available through specials.



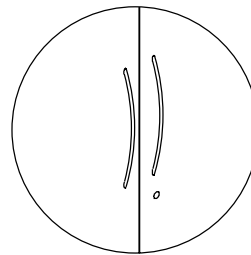
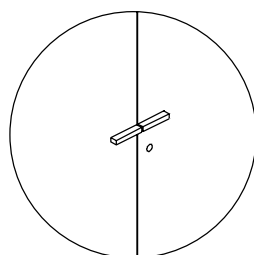
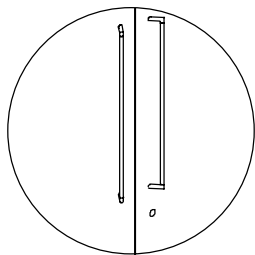
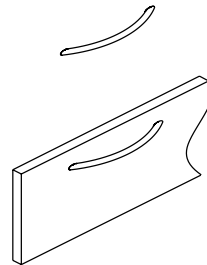
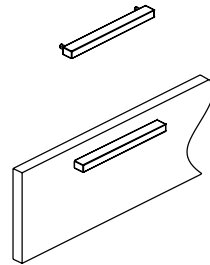
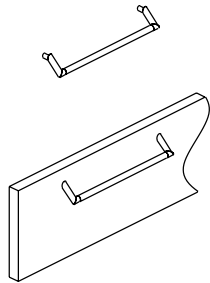
Hutch width must span the overall dimension.
Offset planning requires additional structural support that is available through specials.



Hutch width must equal Credenza width and cannot be left or right aligned on Credenza.
Offset planning requires additional structural support that is available through specials.

storage

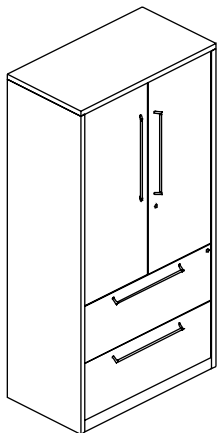
- Storage products are available with four pull styles. Reverse Contemporary, Rectangular and Metal Arch Pull
- The Reverse Contemporary Pull and Rectangular Pulls can be specified in Ebony or Platinum finishes. The Metal Arch Pulls are finished in a Satin Chrome finish



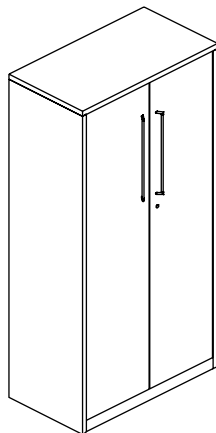
Reverse Contemporary Pull
(Shown on storage below)

Rectangular Pull

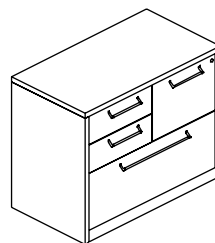
Metal Arch Pull



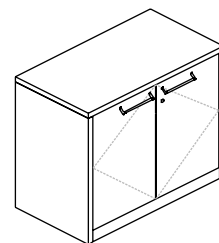
COMBINATION LATERAL FILE
CABINETS (ZCSCL)



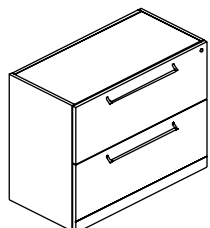
WARDROBE STORAGE
CABINETS (ZCSSC)



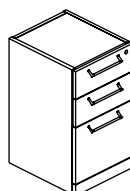
COMBO CREDENZA
(ZCCCP)



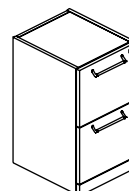
SINGLE STORAGE CREDENZA
(ZCCSS)



UNDER-WORKSURFACE
LATERAL FILE (ZSLU)



UNDER-WORKSURFACE
PEDESTAL (ZSPU)
BOX, BOX, FILE
CONFIGURATION SHOWN



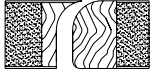
UNDER-WORKSURFACE
PEDESTAL (ZSPU)
FILE, FILE
CONFIGURATION SHOWN

edge details



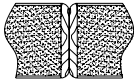
● **Radius Edge**

If the radius edge detail is specified, Cana components become handed. The counter profile will be applied to joined edges. See illustrations below.



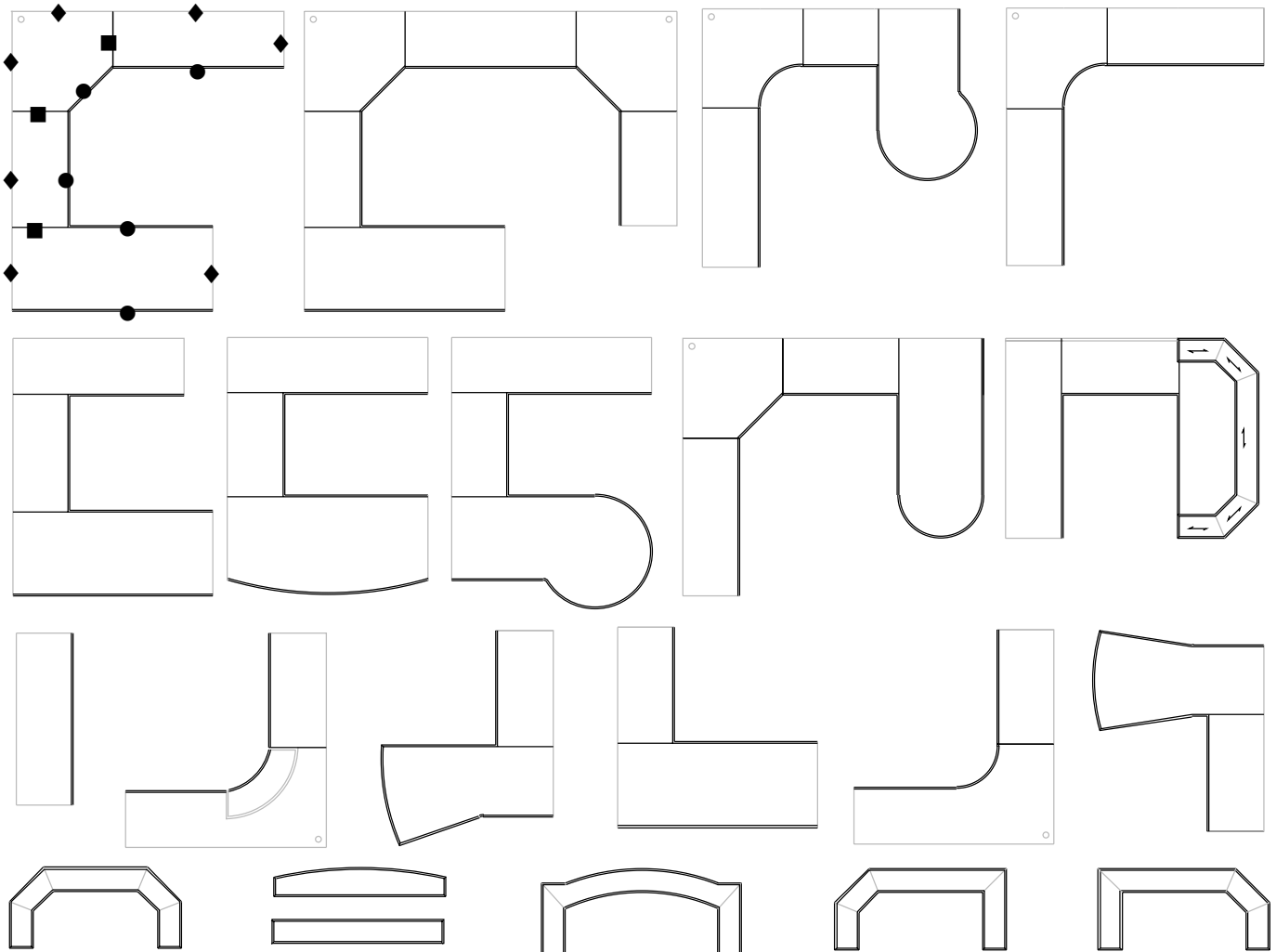
■ **Radius Edge Counter Profile**

The counter profile will be applied to joined edges when Radius Edge detail is specified. See illustrations below.



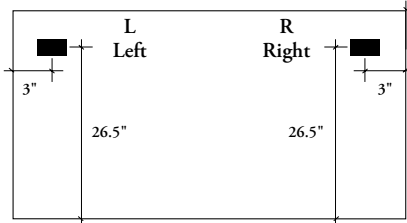
◆ **Pencil Edge join**

If the pencil edge detail is specified, it will be applied to all edges of Cana components. No counter profile exists for the pencil edge. This edge detail allows for modular planning with non-handed components.

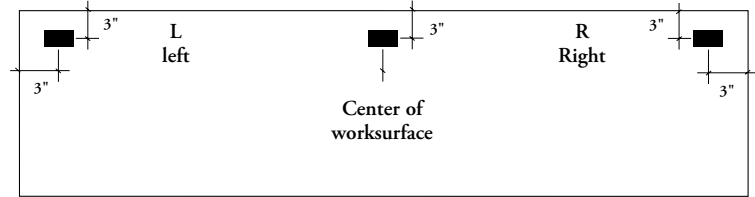


grommet locations

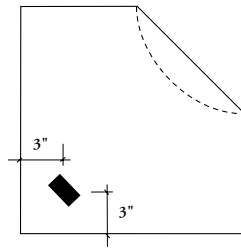
desks



credenza, return or back worksurface



corner worksurface



price & product guide

price & product guide

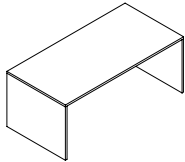
DESKS	27
RETURN DESKS	39
BRIDGES	45
CREDENZAS	51
HUTCHES	59
RECEPTION UNITS	67
STORAGE	73
ACCESSORIES	87
LIGHTING & ELECTRICS	93

desks

product map

Z C D R L Rectangular Desk Shell

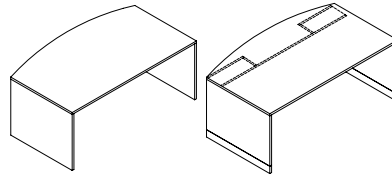
Page 28



28" Modesty Panel

Z C D B L Bowtop Desk Shell

Page 29

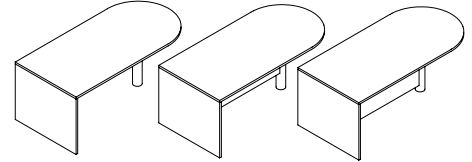


28" High Modesty Panel

Breakfront Modesty Panel

Z C D U T Bullet-Shaped Table Desk

Page 30




1/2-Height Modesty Panel

3/4-Height Modesty Panel

Full-Height Modesty Panel

Z C D P P-Shaped Table Desk

Page 31



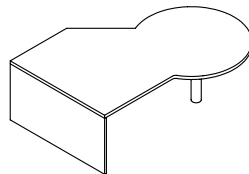
1/2-Height Modesty Panel

3/4-Height Modesty Panel

Full-Height Modesty Panel

Z C D P C P-Shaped Corner Unit

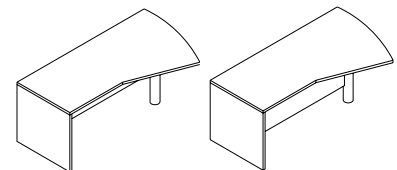
Page 32



1/2-Height Modesty Panel

Z C S F Single Fan-Shaped Table Desk

Page 33

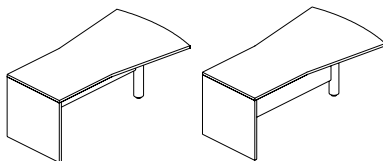


1/2-Height Modesty Panel

3/4-Height Modesty Panel

Z C D F Double Fan-Shaped Table Desk

Page 34

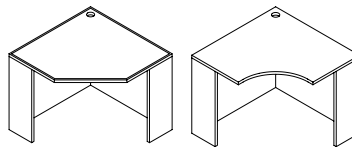


1/2-Height Modesty Panel

3/4-Height Modesty Panel

Z C D C D Corner Desk

Page 35

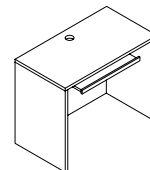


Straight User Edge

Curved User Edge

Z C D C T Computer Table

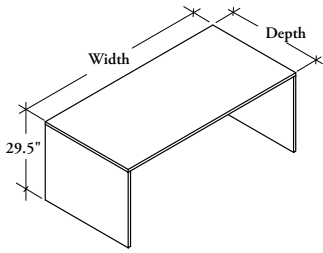
Page 36



Xpress

ZCDRL

Rectangular Desk Shell



WHAT'S INCLUDED

1 desk with modesty panel (as specified), worksurface grommet (if specified), modesty panel grommet (if specified).

NOTES

Refer to the *Application Guide* for details on grommet location.

Please see finish listing with codes in the Wood/Casegoods Introduction booklet.

Not all Width/Depth combinations are available. Please see pricing for exact offering.

Xpress Please note that Cana's Radius Edge is **not** available as Xpress.

PRODUCT OPTIONS

Modesty Panel Style	Width	Depth	Finish	Edge Detail	Worksurface Grommet Style			Grommet Surface Location	Modesty Panel Grommet
F Full-Height Modesty	60, 66, 72, 78, 84	30, 36	Natural Veneer Custom Wood Stain	CG Pencil CP Radius	N None	OMA Round Metal Black	OME Round Metal Antique Brass	L Left R Right C Centered	N None S Scallop Grommet Centered on Modesty
					OPA Round Plastic Black	OMB Round Metal Polished Brass			
						OMC Round Metal Satin Chrome	RMA Rectangular Metal Black		
						OMD Round Metal Polished Chrome			

SAMPLE ORDER CODE

ZCDRL F	60	36	ZE	CG	RMA	L	N
------------	----	----	----	----	-----	---	---

**DIMENSIONS
INCHES / MM**

W	D
60 / 1524	30 / 762
66 / 1676	30 / 762
66 / 1676	36 / 914
72 / 1829	30 / 762
72 / 1829	36 / 914
78 / 1981	36 / 914
84 / 2134	36 / 914

PRICING

Pencil Edge	Radius Edge
2728	2932
2906	3117
3061	3283
3052	3260
3218	3449
3378	3621
3528	3779

If a Worksurface Grommet is specified, add 92 Round Plastic
add 197 Round Metal
add 287 Rectangular Metal

If a Modesty Panel Grommet is specified, add 100

To order a Custom Color for Cana please use the code ZCCWS. A one time 1316 list charge per color applies.

Bowtop Desk Shell

WHAT'S INCLUDED

1 desk with modesty panel (as specified), worksurface grommet (if specified), modesty panel grommet (if specified).

NOTES

72" wide desks and wider have a 6" bow while 66" wide desks and less have a 4" bow.

Gables on 60" length tops and under are 30" wide.

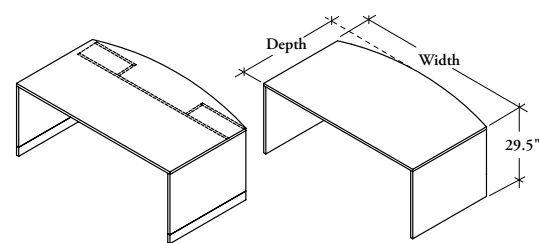
A sawcut reveal at 2 1/2" around the gables and modesty appears on the desk shell with Breakfront Modesty Panel.

Refer to the *Application Guide* for details on grommet location.

Please see finish listing with codes in the Wood/Casegoods Introduction booklet.

Not all Width/Depth combinations are available. Please see pricing for exact offering.

Xpress Please note that Cana's Radius Edge is **not** available as Xpress.



Breakfront Modesty Panel

Full-Height Modesty Panel

PRODUCT OPTIONS

Modesty Panel Style	Width	Depth	Finish	Edge Detail	Worksurface Grommet Style			Grommet Surface Location	Modesty Panel Grommet			
F Full Height Modesty	60, 66, 72, 78, 84	30 34"	Natural Veneer Custom Wood Stain	CG Pencil	N None OPA Round Plastic Black OMA Round Metal Black OMB Round Metal Polished Brass RMA Rectangular Metal Black	OMC Round Metal Satin Chrome OMD Round Metal Polished Chrome OME Round Metal Antique Brass	L Left R Right C Centered	N None S Scallop Grommet Centered on Modesty				
		34 38"		CP Radius								
K Breakfront Modesty												

SAMPLE ORDER CODE

ZCDBL F	60	34	ZE	CG	RMA	L	N
------------	----	----	----	----	-----	---	---

**DIMENSIONS
INCHES / MM**

PRICING

28" HIGH MODESTY (F)		BREAKFRONT MODESTY (K)	
W	D	Pencil Edge	Radius Edge
60 / 1524	30 / 762	3082	3257
66 / 1676	30 / 762	3215	3392
66 / 1676	34 / 864	3365	3569
72 / 1829	30 / 762	3391	3559
72 / 1829	34 / 864	3584	3775
78 / 1981	34 / 864	3786	3974
84 / 2134	34 / 864	3976	4163

If a Worksurface Grommet is specified, add 92 Round Plastic
add 197 Round Metal
add 287 Rectangular Metal

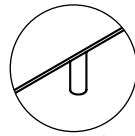
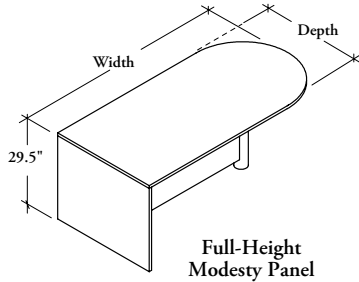
If a Modesty Panel Grommet is specified, add 100

To order a Custom Color for Cana please use the code ZCCWS. A one time 1316 list charge per color applies.

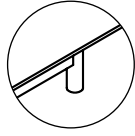
Xpress

ZCDUT

Bullet-Shaped Table Desk



1/2-Height Modesty Panel



3/4-Height Modesty Panel

WHAT'S INCLUDED

1 desk with modesty panel and column, worksurface grommet (if specified), modesty panel grommet (if specified).

NOTES

Table desks are priced with a metal round column. See below for potential upcharges.

Refer to the *Application Guide* for details on grommet location.

Please see finish listing with codes in the Wood/Casegoods Introduction booklet.

Not all Width/Depth combinations are available. Please see pricing for exact offering.

Xpress Please note that Cana's Radius Edge is **not** available as Xpress.

PRODUCT OPTIONS

Modesty Panel Style	Width	Depth	Column Style	Finish	Edge Detail	Column Finish	Worksurface Grommet Style	Grommet Surface Location	Modesty Panel Grommet
H 1/2-Height Modesty	60, 66, 72, 78, 84	30, 36	R Round	Natural Veneer Custom Wood Stain	CG Pencil CP Radius	52 Ebony C9 Polished Chrome Solid Wood (will match top)	N None	L Left R Right C Centered	N None
T 3/4-Height Modesty							OPA Round Plastic Black		S Scallop Grommet Centered on Modesty
F Full-Height Modesty							OMA Round Metal Black		
							OMB Round Metal Polished Brass		
							OMC Round Metal Satin Chrome		
							OMD Round Metal Polished Chrome		
							OME Round Metal Antique Brass		
							RMA Rectangular Metal Black		

SAMPLE ORDER CODE

ZCDUT F	60	36	R	ZE	CG	52	RMA	L	N
---------	----	----	---	----	----	----	-----	---	---

DIMENSIONS INCHES / MM

PRICING

W	D	1/2-HEIGHT MODESTY (H)		3/4-HEIGHT MODESTY (T)		FULL-HEIGHT MODESTY (F)	
		Pencil Edge	Radius Edge	Pencil Edge	Radius Edge	Pencil Edge	Radius Edge
60 / 1524	30 / 762	2266	2589	2370	2685	2484	2804
66 / 1676	30 / 762	2394	2722	2486	2813	2546	2869
72 / 1829	30 / 762	2480	2817	2620	2948	2763	3090
72 / 1829	36 / 914	2725	3084	2807	3164	2947	3302
78 / 1981	36 / 914	2825	3189	2947	3314	3100	3462
84 / 2134	36 / 914	2910	3284	3084	3456	3245	3613

If a Wood Round Column is specified, add 1012
 If a Worksurface Grommet is specified, add 92 Round Plastic
 add 197 Round Metal
 add 287 Rectangular Metal

If a Modesty Panel Grommet is specified, add 100

To order a Custom Color for Cana please use the code ZCCWS. A one time 1316 list charge per color applies.

ZCDP

P-Shaped Table Desk

WHAT'S INCLUDED

1 desk with modesty panel and column, worksurface grommet (if specified), modesty panel grommet (if specified).

NOTES

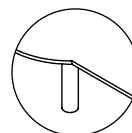
Table desks are priced with a metal round column. See below for potential upcharges.

Refer to the *Application Guide* for details on grommet location.

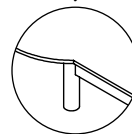
Please see finish listing with codes in the Wood/Casegoods Introduction booklet.

Not all Width/Depth combinations are available. Please see pricing for exact offering.

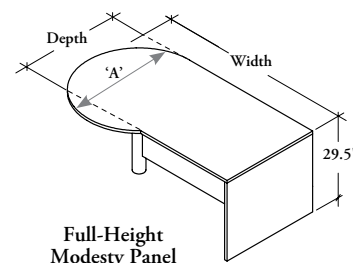
Xpress Please note that Cana's Radius Edge is **not** available as Xpress.



1/2-Height Modesty Panel



3/4-Height Modesty Panel



Full-Height Modesty Panel

PRODUCT OPTIONS

Modesty Panel Style	Width	Depth	Orientation	Column Style	Finish	Edge Detail	Column Finish	Worksurface Grommet Style	Grommet Surface Location	Modesty Panel Grommet
H 1/2-Height Modesty	72, 78, 84	30, 36	L Left Handed (Shown)	R Round	Natural Veneer	CG Pencil	52 Ebony	N None	L Left	N None
T 3/4-Height Modesty			R Right Handed		Custom Wood Stain	CP Radius	C9 Polished Chrome Solid Wood (will match top)	OPA Round Plastic Black	R Right	S Scallop Grommet Centered on Modesty
F Full-Height Modesty								OMA Round Metal Black	C Centered	
								OMB Round Metal Polished Brass		
								OMC Round Metal Satin Chrome		
								OMD Round Metal Polished Chrome		
								OME Round Metal Antique Brass		
								RMA Rectangular Metal Black		

SAMPLE ORDER CODE

ZCDP F	72	36	L	R	ZE	CG	52	RMA	L	N
-----------	----	----	---	---	----	----	----	-----	---	---

DIMENSIONS
INCHES / MM

W	D
72 / 1829	30 / 762
72 / 1829	36 / 914
78 / 1981	36 / 914
84 / 2134	36 / 914

PRICING

1/2-HEIGHT MODESTY (H)		3/4-HEIGHT MODESTY (T)		FULL-HEIGHT MODESTY (F)	
Pencil Edge	Radius Edge	Pencil Edge	Radius Edge	Pencil Edge	Radius Edge
2523	3727	2615	3835	2667	3894
2653	3976	2741	4087	2789	4144
2878	4149	2933	4229	3096	4488
3057	4405	3195	4573	3346	4727

OTHER
DIMENSION

'A'
42
42
47.5
47.5

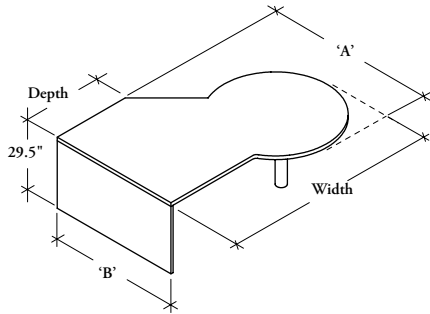
- If a Wood Round Column is specified, add 1012
- If a Worksurface Grommet is specified, add 92 Round Plastic
add 197 Round Metal
add 287 Rectangular Metal
- If a Modesty Panel Grommet is specified, add 100

To order a Custom Color for Cana please use the code ZCCWS. A one time 1316 list charge per color applies.

Xpress

ZCDPC

P-Shaped Corner Unit



WHAT'S INCLUDED

1 desk with modesty panel and column, worksurface grommet (if specified), modesty panel grommet (if specified).

NOTES

Return or Bridge may either be 20" or 24" wide.

Table desks are priced with a metal round column. See below for potential up charges.

Refer to the *Application Guide* for details on grommet location.

Please see finish listing with codes in the Wood/Casegoods Introduction booklet.

Not all Width/Depth combinations are available. Please see pricing for exact offering.

Xpress Please note that Cana's Radius Edge is **not** available as Xpress.

PRODUCT OPTIONS

Modesty Panel Style	Width	Depth	Orientation	Column Style	Finish	Edge Detail	Column Finish	Worksurface Grommet Style	Grommet Surface Location	Modesty Panel Grommet
H 1/2-Height Modesty	72, 78, 84	20, 24	L Left Handed R Right Handed (Shown)	R Round	Natural Veneer Custom Wood Stain	CG Pencil CP Radius	52 Ebony C9 Polished Chrome Solid Wood (will match top)	N None OPA Round Plastic Black OMA Round Metal Black OMB Round Metal Polished Brass OMC Round Metal Satin Chrome OMD Round Metal Polished Chrome OME Round Metal Antique Brass RMA Rectangular Metal Black	L Left R Right C Centered	N None S Scallop Grommet Centered on Modesty

SAMPLE ORDER CODE

ZCDPC	72	20	L	R	ZE	CG	52	RMA	L	N
-------	----	----	---	---	----	----	----	-----	---	---

DIMENSIONS INCHES / MM

W	D
72 / 1829	20 / 508
72 / 1829	24 / 610
78 / 1981	24 / 610
84 / 2134	20 / 508
84 / 2134	24 / 610

PRICING

Pencil Edge	Radius Edge
2918	3869
2918	3869
3201	4100
3468	4325
3468	4325

OTHER DIMENSIONS

'A'	'B'
54	42
54	42
54	42
59.5	47.5
59.5	47.5

If a Wood Round Column is specified, add 1012
 If a Worksurface Grommet is specified, add 92 Round Plastic
 add 197 Round Metal
 add 287 Rectangular Metal

If a Modesty Panel Grommet is specified, add 100

To order a Custom Color for Cana please use the code ZCCWS. A one time 1316 list charge per color applies.

Single Fan-Shaped Table Desk

WHAT'S INCLUDED

1 desk with modesty panel and column (as specified), worksurface grommet (if specified), modesty panel grommet (if specified).

NOTES

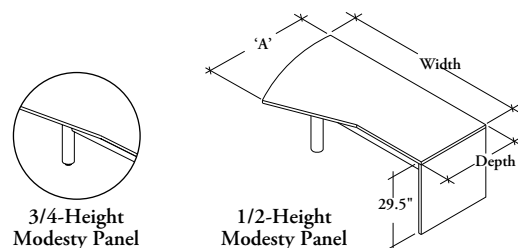
Table desks are priced with a metal round column. See below for potential upcharges.

Refer to the *Application Guide* for details on grommet location.

Please see finish listing with codes in the Wood/Casegoods Introduction booklet.

Not all Width/Depth combinations are available. Please see pricing for exact offering.

Please note that Cana's Radius Edge is **not** available as Xpress.



PRODUCT OPTIONS

Modesty Panel Style	Width	Depth	Column Style	Orientation	Finish	Edge Detail	Column Finish	Worksurface Grommet Style	Grommet Surface Location	Modesty Panel Grommet
H 1/2-Height Modesty	72, 78, 84	30, 36	R Round	L Left Handed (Shown)	Natural Veneer	CG Pencil	52 Ebony	N None	L Left	N None
T 3/4-Height Modesty				R Right Handed	Custom Wood Stain	CP Radius	C9 Polished Chrome Solid Wood (will match top)	OPA Round Plastic Black OMA Round Metal Black OMB Round Metal Polished Brass OMC Round Metal Satin Chrome OMD Round Metal Polished Chrome OME Round Metal Antique Brass RMA Rectangular Metal Black	R Right C Centered	S Scallop Grommet Centered on Modesty

SAMPLE ORDER CODE

ZCSFH	72	36	R	L	ZE	CG	52	RMA	L	N
-------	----	----	---	---	----	----	----	-----	---	---

DIMENSIONS INCHES / MM

W	D
72 / 1829	30 / 762
72 / 1829	36 / 914
78 / 1981	30 / 762
78 / 1981	36 / 914
84 / 2134	36 / 914

PRICING

1/2-HEIGHT MODESTY (H)		3/4-HEIGHT MODESTY (T)	
Pencil Edge	Radius Edge	Pencil Edge	Radius Edge
2523	3727	2615	3835
2653	3976	2741	4087
2789	4027	2850	4104
2878	4149	2933	4229
3057	4405	3195	4573

OTHER DIMENSION

'A'
42
47.5
42
47.5
47.5

- If a Wood Round Column is specified, add 1012
- If a Worksurface Grommet is specified, add 92 Round Plastic
- add 197 Round Metal
- add 287 Rectangular Metal

If a Modesty Panel Grommet is specified, add 100

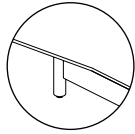
To order a Custom Color for Cana please use the code ZCCWS. A one time 1316 list charge per color applies.

desks

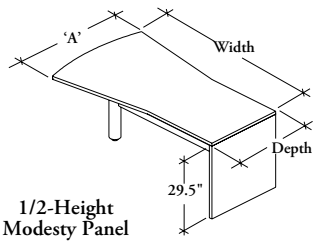
Xpress

Z C D F

Double Fan-Shaped Table Desk



3/4-Height Modesty Panel



1/2-Height Modesty Panel

WHAT'S INCLUDED

1 desk with modesty panel and column, worksurface grommet (if specified), modesty panel grommet (if specified).

NOTES

Table desks are priced with a metal round column. See below for potential upcharges.

Refer to the *Application Guide* for details on grommet location.

Please see finish listing with codes in the Wood/Casegoods Introduction booklet.

Not all Width/Depth combinations are available. Please see pricing for exact offering.

Xpress Please note that Cana's Radius Edge is **not** available as Xpress.

PRODUCT OPTIONS

Modesty Panel Style	Width	Depth	Column Style	Finish	Edge Detail	Column Finish	Worksurface Grommet Style	Grommet Surface Location	Modesty Panel Grommet
H 1/2-Height Modesty	72, 78, 84	30, 36	R Round	Natural Veneer Custom Wood Stain	CG Pencil CP Radius	52 Ebony C9 Polished Chrome Solid Wood (will match top)	N None	L Left	N None
T 3/4-Height Modesty							OPA Round Plastic Black OMA Round Metal Black OMB Round Metal Polished Brass OMC Round Metal Satin Chrome OMD Round Metal Polished Chrome OME Round Metal Antique Brass RMA Rectangular Metal Black	R Right C Centered	S Scallop Grommet Centered on Modesty

SAMPLE ORDER CODE

ZCDF H	72	36	R	ZE	CG	52	RMA	L	N
---------------	-----------	-----------	----------	-----------	-----------	-----------	------------	----------	----------

DIMENSIONS INCHES / MM

W	D
72 / 1829	30 / 762
72 / 1829	36 / 914
78 / 1981	30 / 762
78 / 1981	36 / 914
84 / 2134	36 / 914

PRICING

1/2-HEIGHT MODESTY (H)		3/4-HEIGHT MODESTY (T)	
Pencil Edge	Radius Edge	Pencil Edge	Radius Edge
2523	3727	2615	3835
2653	3976	2741	4087
2789	4027	2850	4104
2878	4149	2933	4229
3057	4405	3195	4573

OTHER DIMENSION

'A'
42
47.5
42
47.5
47.5

If a Wood Round Column is specified, add 1012
 If a Worksurface Grommet is specified, add 92 Round Plastic
 add 197 Round Metal
 add 287 Rectangular Metal

If a Modesty Panel Grommet is specified, add 100

To order a Custom Color for Cana please use the code ZCCWS. A one time 1316 list charge per color applies.

Z C D C D

Corner Desk

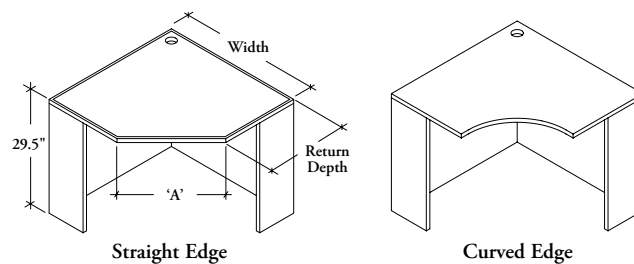
WHAT'S INCLUDED

1 desk, 1 standard round Black plastic worksurface grommet and half-moon cut-out on the modesty panel.

NOTES

Please see finish listing with codes in the Wood/Casegoods Introduction booklet.

Xpress Please note that Cana's Radius Edge is **not** available as Xpress.



PRODUCT OPTIONS

User Edge Style	Width	Return Depth	Finish	Edge Detail	Worksurface Grommet Style	
S Straight	36, 42, 48	20, 24	Natural Veneer Custom Wood Stain	CG Pencil	N None	OMD Round Metal Polished Chrome OME Round Metal Antique Brass RMA Rectangular Metal Black
C Curved				CP Radius	OMA Round Metal Black OMB Round Metal Polished Brass OMC Round Metal Satin Chrome	

SAMPLE ORDER CODE

ZC D C D S	36	20	UH	CG	RMA
------------	----	----	----	----	-----

DIMENSIONS INCHES / MM

PRICING

OTHER DIMENSION

W	D	STRAIGHT EDGE (S)		CURVED EDGE (C)		'A'
		Pencil Edge	Radius Edge	Pencil Edge	Radius Edge	
36 / 914	20 / 508	2012	2229	2061	2246	19
36 / 914	24 / 610	2012	2229	2061	2246	19
42 / 1067	20 / 508	2393	2602	2472	2621	28
42 / 1067	24 / 610	2393	2602	2472	2621	28
48 / 1219	20 / 508	2802	3041	2945	3196	36
48 / 1219	24 / 610	2802	3041	2945	3196	36

If a Worksurface Grommet is specified, add 197 Round Metal
add 287 Rectangular Metal

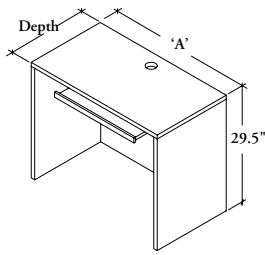
To order a Custom Color for Cana please use the code ZCCWS. A one time 1316 list charge per color applies.

desks

Xpress

ZCDCT

Computer Table



WHAT'S INCLUDED

1 table, 1 standard round Black plastic worksurface grommet and a pullout 28" wide keyboard shelf.

NOTES

The Computer Table should not be used with a Hutch or Collator.

Please see finish listing with codes in the Wood/Caseworks Introduction booklet.

Xpress Please note that Cana's Radius Edge is **not** available as Xpress.

PRODUCT OPTIONS

Depth	Finish	Edge Detail	Worksurface Grommet Style		Grommet Surface Location
20, 24	Natural Veneer Custom Wood Stain	CG Pencil CP Radius	N None OMA Round Metal Black OMB Round Metal Polished Brass OMC Round Metal Satin Chrome	OMD Round Metal Polished Chrome OME Round Metal Antique Brass RMA Rectangular Metal Black	L Left R Right C Centered

SAMPLE ORDER CODE

ZCDCT 20		CG		N		L
----------	--	----	--	---	--	---

**DIMENSIONS
INCHES / MM**

D
20 / 508
24 / 610

PRICING

Pencil Edge	Radius Edge
2064	2079
2470	2519

**OTHER
DIMENSION**

'A'
36.5 / 927
42 / 1067

If a Worksurface Grommet is specified, add 197 Round Metal
add 287 Rectangular Metal

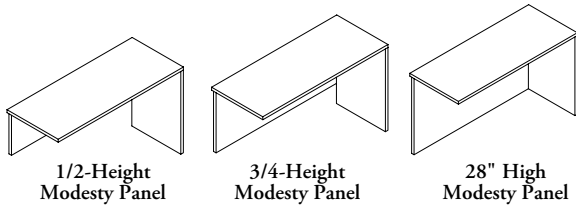
To order a Custom Color for Cana please use the code ZCCWS. A one time 1316 list charge per color applies.

return desks

product map

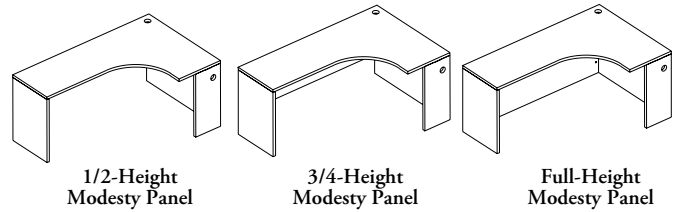
Z C R L Return Shell

Page 40



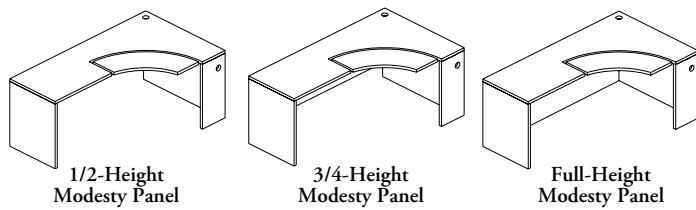
Z C R E Extended Corner Desk

Page 41



Z C R E K Extended Corner Desk with Keyboard Support

Page 42

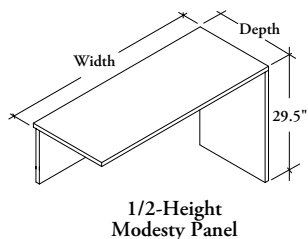


return desks

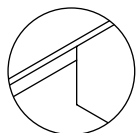
Xpress

ZCRL

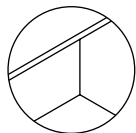
Return Shell



1/2-Height Modesty Panel



3/4-Height Modesty Panel



Full-Height Modesty Panel

WHAT'S INCLUDED

1 return shell with half-moon cut-out.

NOTES

Please note that a Radius edge removes reversibility of return.

Refer to the *Application Guide* for details on grommet location.

Please see finish listing with codes in the Wood/Casegoods Introduction booklet.

Xpress Please note that Cana's Radius Edge is **not** available as Xpress.

PRODUCT OPTIONS

Modesty Panel Style	Width	Depth	Orientation	Finish	Edge Detail	Worksurface Grommet Style			Grommet Surface Location
H 1/2-Height Modesty	30, 36, 42, 48, 54, 60, 66, 72	20, 24	L Left Handed R Right Handed (Shown)	Natural Veneer Custom Wood Stain	CG Pencil CP Radius	N None	OMA Round Metal Black	OMC Round Metal Satin Chrome	L Left R Right C Centered
T 3/4-Height Modesty						OMA Round Metal Black	OMD Round Metal Polished Chrome		
F Full-Height Modesty						OMB Round Metal Polished Brass	OME Round Metal Antique Brass RMA Rectangular Metal Black		

SAMPLE ORDER CODE

ZCRL H	30	20	L	ZE	CG	N	
---------------	-----------	-----------	----------	-----------	-----------	----------	--

DIMENSIONS INCHES / MM

W	D
30 / 762	20 / 508
30 / 762	24 / 610
36 / 914	20 / 508
36 / 914	24 / 610
42 / 1067	20 / 508
42 / 1067	24 / 610
48 / 1219	20 / 508
48 / 1219	24 / 610
54 / 1372	20 / 508
54 / 1372	24 / 610
60 / 1524	20 / 508
60 / 1524	24 / 610
66 / 1676	20 / 508
66 / 1676	24 / 610
72 / 1829	20 / 508
72 / 1829	24 / 610

PRICING

1/2-HEIGHT MODESTY (H)		3/4-HEIGHT MODESTY (T)		28" HIGH MODESTY (F)	
Pencil Edge	Radius Edge	Pencil Edge	Radius Edge	Pencil Edge	Radius Edge
1206	1427	1243	1467	1299	1521
1384	1570	1421	1605	1480	1662
1283	1513	1328	1561	1427	1659
1491	1667	1538	1710	1637	1814
1447	1660	1497	1711	1561	1775
1660	1816	1711	1867	1778	1928
1607	1805	1672	1867	1749	1938
1778	1956	1840	2021	1914	2089
1721	1841	1788	1998	1867	2076
1903	2092	1971	2159	2044	2236
1820	2012	1892	2084	1988	2176
1988	2160	2062	2235	2152	2321
1914	2107	1991	2189	2086	2284
2086	2267	2167	2345	2267	2437
1991	2189	2080	2276	2189	2381
2176	2348	2261	2435	2374	2545

If a Worksurface Grommet is specified, add 92 Round Plastic
add 197 Round Metal
add 287 Rectangular Metal

To order a Custom Color for Cana please use the code ZCCWS. A one time 1316 list charge per color applies.

Xpress

ZCRE

Extended Corner Desk

WHAT'S INCLUDED

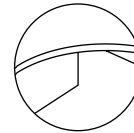
1 desk with half-moon cut-out and 1 standard round Black plastic worksurface grommet.

NOTES

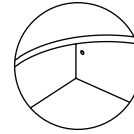
Please note that these surfaces are not reversible.

Please see finish listing with codes in the Wood/Casegoods Introduction booklet.

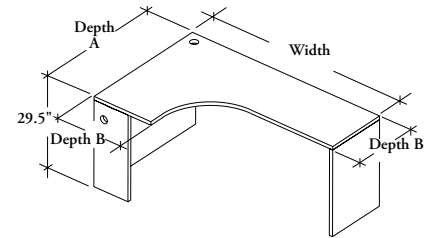
Xpress Please note that Cana's Radius Edge is **not** available as Xpress.



3/4-Height Modesty Panel



Full-Height Modesty Panel



1/2-Height Modesty Panel

PRODUCT OPTIONS

Modesty Panel Style	Width	Depth A	Depth B	Orientation	Finish	Edge Detail	Worksurface Grommet Style			
							N	OMA	OMB	OMD
H 1/2-Height Modesty	66, 72, 84	42, 48	20, 24	L Left Handed (Shown)	Natural Veneer	CG Pencil	N None	OMA Round Metal Black	OMD Round Metal Polished Chrome	
T 3/4-Height Modesty				R Right Handed	Custom Wood Stain	CP Radius	OMB Round Metal Polished Brass		OME Round Metal Antique Brass	
F Full-Height Modesty							OMC Round Metal Satin Chrome		RMA Rectangular Metal Black	

SAMPLE ORDER CODE

ZCRE H	66	42	20	L	ZE	CG	N
---------------	-----------	-----------	-----------	----------	-----------	-----------	----------

DIMENSIONS INCHES / MM

W	Da	Db
66 / 1676	42 / 1067	20 / 508
72 / 1829	42 / 1067	20 / 508
84 / 2134	42 / 1067	20 / 508
66 / 1676	42 / 1067	24 / 610
72 / 1829	42 / 1067	24 / 610
84 / 2134	42 / 1067	24 / 610
66 / 1676	48 / 1219	20 / 508
72 / 1829	48 / 1219	20 / 508
84 / 2134	48 / 1219	20 / 508
66 / 1676	48 / 1219	24 / 610
72 / 1829	48 / 1219	24 / 610
84 / 2134	48 / 1219	24 / 610

PRICING

1/2-HEIGHT MODESTY (H)		3/4-HEIGHT MODESTY (T)		FULL-HEIGHT MODESTY (F)	
Pencil Edge	Radius Edge	Pencil Edge	Radius Edge	Pencil Edge	Radius Edge
3278	4257	3391	4369	3513	4424
3466	4432	3579	4545	3655	4598
3793	4615	3940	4764	4092	4910
3466	4432	3579	4545	3655	4598
3587	4519	3720	4648	3848	4778
3977	4818	4126	4962	4277	5113
3278	4257	3391	4369	3513	4424
3466	4432	3579	4545	3655	4598
3793	4615	3940	4764	4092	4910
3466	4432	3579	4545	3655	4598
3587	4519	3720	4648	3848	4778
3977	4818	4126	4962	4277	5113

If a Worksurface Grommet is specified, add 197 Round Metal
add 287 Rectangular Metal

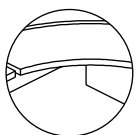
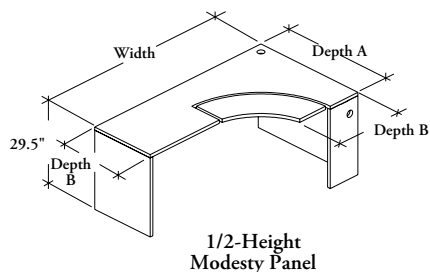
To order a Custom Color for Cana please use the code ZCCWS. A one time 1316 list charge per color applies.

return desks

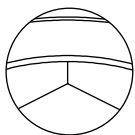
Xpress

ZCREK

Extended Corner Desk with Keyboard Support



3/4-Height Modesty Panel



Full-Height Modesty Panel

WHAT'S INCLUDED

1 desk with height-adjustable keyboard mechanism, 1 half-moon cut-out and 1 standard round Black plastic worksurface grommet.

NOTES

Please note that these surfaces are not reversible.

Please see finish listing with codes in the Wood/Caseworks Introduction booklet.

Xpress Please note that Cana's Radius Edge is **not** available as Xpress.

PRODUCT OPTIONS

Modesty Panel Style	Width	Depth A	Depth B	Orientation	Finish	Edge Detail	Worksurface Grommet Style			
							N	OMA	OMB	OMC
H 1/2-Height Modesty	66, 72, 84	42	20, 24	L Left Handed R Right Handed (Shown)	Natural Veneer Custom Wood Stain	CG Pencil CP Radius	N None	OMA Round Metal Black	OMB Round Metal Polished Brass	OMC Round Metal Polished Chrome RMA Round Metal Antique Brass RMA Rectangular Metal Black
T 3/4-Height Modesty							OMA Round Metal Black	OMB Round Metal Polished Brass	OMC Round Metal Polished Chrome	
F Full-Height Modesty							OMB Round Metal Polished Brass	OMC Round Metal Polished Chrome		

SAMPLE ORDER CODE

ZCREK H	66	42	20	L	ZE	CG	N
----------------	-----------	-----------	-----------	----------	-----------	-----------	----------

DIMENSIONS INCHES / MM

W	Da	Db
66 / 1676	42 / 1067	20 / 508
72 / 1829	42 / 1067	20 / 508
84 / 2134	42 / 1067	20 / 508
66 / 1676	42 / 1067	24 / 610
72 / 1829	42 / 1067	24 / 610
84 / 2134	42 / 1067	24 / 610

PRICING

1/2-HEIGHT MODESTY (H)		3/4-HEIGHT MODESTY (T)		FULL-HEIGHT MODESTY (F)	
Pencil Edge	Radius Edge	Pencil Edge	Radius Edge	Pencil Edge	Radius Edge
4149	5152	4252	5260	4346	5317
4266	5333	4378	5445	4459	5500
4611	5512	4762	5659	4891	5809
4266	5333	4378	5445	4459	5500
4386	5416	4519	5550	4647	5681
4799	5718	4948	5867	5072	6014

If a Worksurface Grommet is specified, add 197 Round Metal
add 287 Rectangular Metal

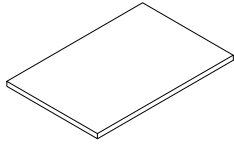
To order a Custom Color for Cana please use the code ZCCWS. A one time 1316 list charge per color applies.

bridges

product map

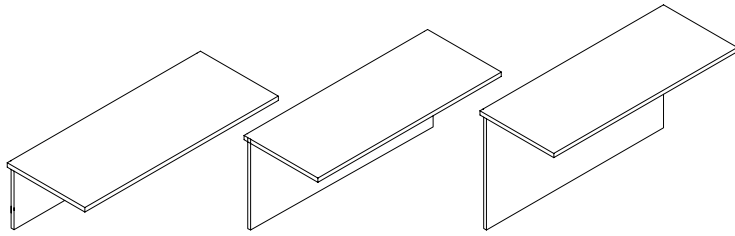
Z C B T B N Bridge Top

Page 46



Z C B T B Bridge Top and Modesty

Page 47



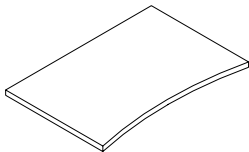
1/2-Height Modesty Panel

3/4-Height Modesty Panel

28" High Modesty Panel

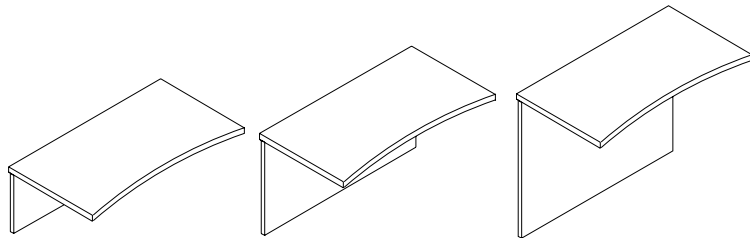
Z C B T C N Curved Bridge Top

Page 48



Z C B T C B Curved Bridge Top and Modesty

Page 49



1/2-Height Modesty Panel

3/4-Height Modesty Panel

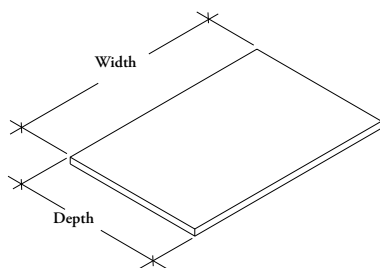
28" High Modesty Panel

bridges

Xpress

Z C B T B N

Bridge Top



WHAT'S INCLUDED

1 bridge with grommet (if specified).

NOTES

Refer to the *Application Guide* portion of this guide for details on grommet location.

Please see finish listing with codes in the Wood/Casegoods Introduction booklet.

Xpress Please note that Cana's Radius Edge is **not** available as Xpress.

PRODUCT OPTIONS

Width	Depth	Finish	Edge Detail	Worksurface Grommet Style		Grommet Surface Location
36, 42, 48	20, 24	Natural Veneer Custom Wood Stain	CG Pencil CP Radius	N None OPA Round Plastic Black OMA Round Metal Black OMB Round Metal Polished Brass	OMC Round Metal Satin Chrome OMD Round Metal Polished Chrome OME Round Metal Antique Brass RMA Rectangular Metal Black	L Left R Right C Centered

SAMPLE ORDER CODE

ZCBTBN 36	20	ZE	CP	N	
------------------	-----------	-----------	-----------	----------	--

DIMENSIONS INCHES / MM

W	D
36 / 914	20 / 508
36 / 914	24 / 610
42 / 1067	20 / 508
42 / 1067	24 / 610
48 / 1219	20 / 508
48 / 1219	24 / 610

PRICING

Pencil Edge	Radius Edge
763	897
843	971
922	1071
1010	1152
986	1146
1108	1252

If a Worksurface Grommet is specified, add 92 Round Plastic
add 197 Round Metal
add 287 Rectangular Metal

To order a Custom Color for Cana please use the code ZCCWS. A one time 1316 list charge per color applies.

Z C B T B

Bridge Top and Modesty

WHAT'S INCLUDED

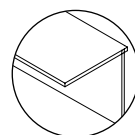
1 bridge with modesty (as specified), 1 half-moon cut-out, 1 worksurface grommet (if specified).

NOTES

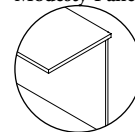
Refer to the *Application Guide* portion of this guide for details on grommet location.

Please see finish listing with codes in the Wood/Casegoods Introduction booklet.

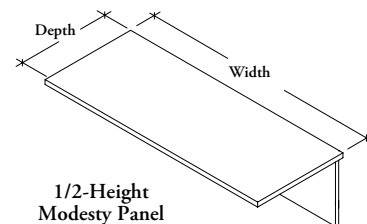
Xpress Please note that Cana's Radius Edge is **not** available as Xpress.



3/4-Height Modesty Panel



Full-Height Modesty Panel



1/2-Height Modesty Panel

PRODUCT OPTIONS

Modesty Panel Style	Width	Depth	Finish	Edge Detail	Worksurface Grommet Style			Grommet Surface Location
H 1/2-Height Modesty	36, 42, 48, 54, 60	20, 24	Natural Veneer Custom Wood Stain	CG Pencil CP Radius	N None	OMC Round Metal Satin Chrome	L Left R Right C Centered	
T 3/4-Height Modesty					OPA Round Plastic Black	OMD Round Metal Polished Chrome		
F Full-Height Modesty					OMA Round Metal Black	OME Round Metal Antique Brass		
					OMB Round Metal Polished Brass	RMA Rectangular Metal Black		

SAMPLE ORDER CODE

ZCBTB T	36	20	ZE	CP	OMA	L
---------	----	----	----	----	-----	---

DIMENSIONS INCHES / MM

PRICING

		1/2-HEIGHT MODESTY (H)		3/4-HEIGHT MODESTY (T)		28" HIGH MODESTY (F)	
W	D	Pencil Edge	Radius Edge	Pencil Edge	Radius Edge	Pencil Edge	Radius Edge
36 / 914	20 / 508	789	925	857	991	940	1072
36 / 914	24 / 610	868	1004	934	1067	1019	1151
42 / 1067	20 / 508	952	1107	1004	1160	1060	1214
42 / 1067	24 / 610	1040	1188	1092	1242	1148	1294
48 / 1219	20 / 508	1018	1181	1075	1242	1161	1318
48 / 1219	24 / 610	1145	1293	1204	1354	1283	1427
54 / 1372	20 / 508	1090	1266	1155	1327	1244	1411
54 / 1372	24 / 610	1225	1380	1286	1447	1357	1529
60 / 1524	20 / 508	1268	1415	1343	1490	1438	1580
60 / 1524	24 / 610	1359	1512	1433	1588	1526	1679

If a Worksurface Grommet is specified, add 92 Round Plastic
add 197 Round Metal
add 287 Rectangular Metal

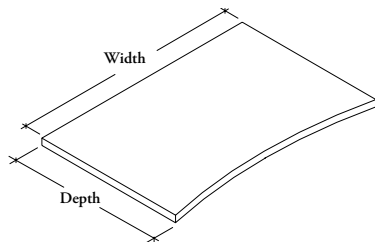
To order a Custom Color for Cana please use the code ZCCWS. A one time 1316 list charge per color applies.

bridges

Xpress

ZCBTCN

Curved Bridge Top



WHAT'S INCLUDED

1 bridge, 1 worksurface grommet (if specified).

NOTES

Refer to the *Application Guide* portion of this guide for details on grommet location.

Please see finish listing with codes in the Wood/Casegoods Introduction booklet.

Xpress Please note that Cana's Radius Edge is **not** available as Xpress.

PRODUCT OPTIONS

Width	Depth	Finish	Edge Detail	Worksurface Grommet Style		Grommet Surface Location
36, 42, 48	20, 24	Natural Veneer Custom Wood Stain	CG Pencil CP Radius	N None OPA Round Plastic Black OMA Round Metal Black OMB Round Metal Polished Brass	OMC Round Metal Satin Chrome OMD Round Metal Polished Chrome OME Round Metal Antique Brass RMA Rectangular Metal Black	L Left R Right C Centered

SAMPLE ORDER CODE

ZCBTCN 36	20	ZE	CG	OPA	L
-----------	----	----	----	-----	---

DIMENSIONS INCHES / MM

W	D
36 / 914	20 / 508
36 / 914	24 / 610
42 / 1067	20 / 508
42 / 1067	24 / 610
48 / 1219	20 / 508
48 / 1219	24 / 610

PRICING

Pencil Edge	Radius Edge
922	1084
1019	1176
1115	1298
1222	1394
1195	1384
1341	1512

If a Worksurface Grommet is specified, add 92 Round Plastic
add 197 Round Metal
add 287 Rectangular Metal

To order a Custom Color for Cana please use the code ZCCWS. A one time 1316 list charge per color applies.

Z C B T C B

Curved Bridge Top and Modesty

WHAT'S INCLUDED

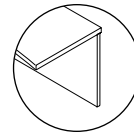
1 bridge with modesty (as specified), 1 half-moon cut-out, 1 worksurface grommet (if specified).

NOTES

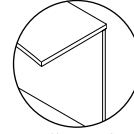
Refer to the *Application Guide* portion of this guide for details on grommet location.

Please see finish listing with codes in the Wood/Casegoods Introduction booklet.

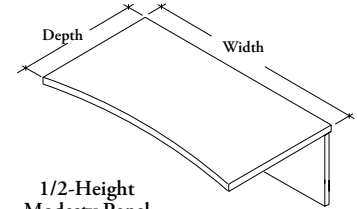
Xpress Please note that Cana's Radius Edge is **not** available as Xpress.



3/4-Height Modesty Panel



Full-Height Modesty Panel



1/2-Height Modesty Panel

PRODUCT OPTIONS

Modesty Panel Style	Width	Depth	Finish	Edge Detail	Worksurface Grommet Style			Grommet Surface Location	
					N	OMA	OMB		
H 1/2-Height Modesty	36, 42, 48, 54, 60	20, 24	Natural Veneer Custom Wood Stain	CG Pencil CP Radius	None	Round Metal Satin Chrome	Round Metal Polished Chrome	Round Metal Antique Brass	L Left R Right C Centered
T 3/4-Height Modesty					OPA Round Plastic Black	OME Round Metal Polished Chrome	RMA Rectangular Metal Black		
F Full-Height Modesty									

SAMPLE ORDER CODE

ZCBTCB H	36	20	ZE	CP	N	L
----------	----	----	----	----	---	---

DIMENSIONS INCHES / MM

PRICING

		1/2-HEIGHT MODESTY (H)		3/4-HEIGHT MODESTY (T)		28" HIGH MODESTY (F)	
W	D	Pencil Edge	Radius Edge	Pencil Edge	Radius Edge	Pencil Edge	Radius Edge
36 / 914	20 / 508	954	1120	1033	1200	1135	1299
36 / 914	24 / 610	1054	1211	1131	1293	1233	1391
42 / 1067	20 / 508	1152	1338	1211	1404	1280	1467
42 / 1067	24 / 610	1259	1438	1318	1476	1388	1564
48 / 1219	20 / 508	1232	1427	1306	1500	1407	1597
48 / 1219	24 / 610	1381	1562	1457	1634	1552	1731
54 / 1372	20 / 508	1317	1529	1396	1605	1506	1710
54 / 1372	24 / 610	1480	1671	1561	1753	1641	1853
60 / 1524	20 / 508	1538	1712	1624	1805	1738	1912
60 / 1524	24 / 610	1648	1830	1733	1920	1845	2031

If a Worksurface Grommet is specified, add 92 Round Plastic
add 197 Round Metal
add 287 Rectangular Metal

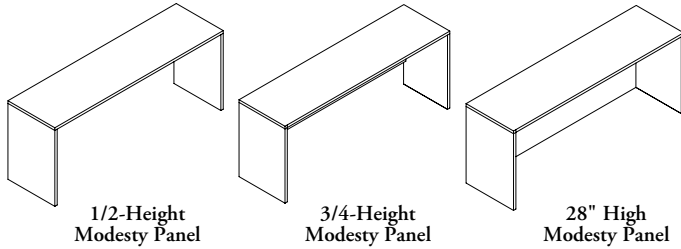
To order a Custom Color for Cana please use the code ZCCWS. A one time 1316 list charge per color applies.

credenzas

product map

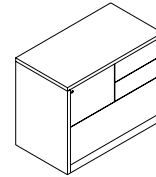
Z C C L Credenza Shell

Page 52



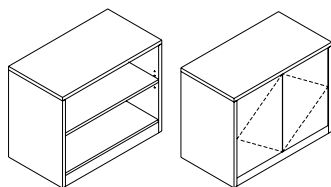
Z C C C P Combo Credenza

Page 53



Z C C S S Single Storage Credenza

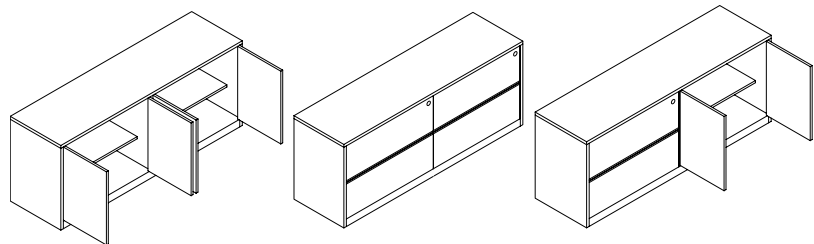
Page 54



No Doors With Doors

Z C C D S Double Storage Credenza

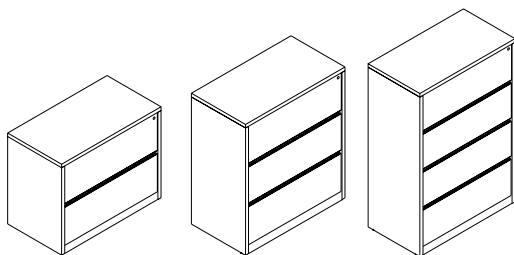
Page 55



Storage Cabinets Lateral Files Combo

Z C C L F Lateral File Credenza

Page 56



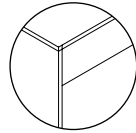
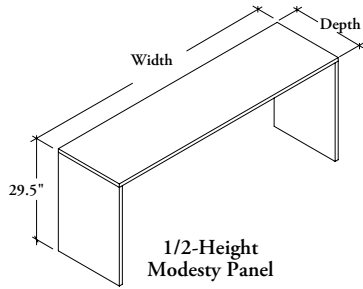
Two-High (Worksurface Height) Three-High Four-High

credenzas

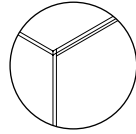
Xpress

ZCCL

Credenza Shell



3/4-Height Modesty Panel



Full-Height Modesty Panel

WHAT'S INCLUDED

1 credenza shell, modesty panel (as specified), 1 worksurface grommet and 1 half moon cut-out on the modesty panel.

NOTES

Refer to the *Application Guide* for details on grommet location.

Please see finish listing with codes in the Wood/Casegoods Introduction booklet.

Xpress Please note that Cana's Radius Edge is **not** available as Xpress.

PRODUCT OPTIONS

Modesty Panel Style	Width		Depth	Finish	Edge Detail	Worksurface Grommet Style			Grommet Surface Location
H 1/2-Height Modesty Panel	48	48	20, 24	Natural Veneer	CG Pencil	N None	OMD Round Metal Polished Chrome	L Left	
	54	54				OPA Round Plastic Black			R Right
T 3/4-Height Modesty	60	60		Custom Wood Stain	CP Radius	OMA Round Metal Black	OME Round Metal Antique Brass	C Centered	
	66	66				OMB Round Metal Polished Brass			
F Full-Height Modesty	72	72				OMC Round Metal Satin Chrome	RMA Rectangular Metal Black		
	78	78							
	84	84							

SAMPLE ORDER CODE

ZCCL H	48	24	ZE	CG	N
--------	----	----	----	----	---

DIMENSIONS INCHES / MM

W	D
48 / 1219	20 / 508
48 / 1219	24 / 610
54 / 1372	20 / 508
54 / 1372	24 / 610
60 / 1524	20 / 508
60 / 1524	24 / 610
66 / 1676	20 / 508
66 / 1676	24 / 610
72 / 1829	20 / 508
72 / 1829	24 / 610
78 / 1981	20 / 508
78 / 1981	24 / 610
84 / 2134	20 / 508
84 / 2134	24 / 610
90 / 2286	20 / 508
90 / 2286	24 / 610
96 / 2438	20 / 508
96 / 2438	24 / 610
102 / 2591	20 / 508
102 / 2591	24 / 610
108 / 2743	20 / 508
108 / 2743	24 / 610

PRICING

1/2-HEIGHT MODESTY (H)		3/4-HEIGHT MODESTY (T)		28" HIGH MODESTY (F)	
Pencil Edge	Radius Edge	Pencil Edge	Radius Edge	Pencil Edge	Radius Edge
1802	1981	1892	2043	1964	2106
1998	2159	2082	2246	2148	2318
1911	2042	2010	2150	2080	2224
2120	2266	2208	2363	2277	2437
2001	2189	2103	2274	2202	2378
2189	2368	2289	2465	2389	2576
2124	2270	2230	2387	2334	2498
2319	2481	2427	2598	2529	2711
2160	2334	2310	2474	2440	2605
2345	2522	2498	2669	2627	2797
2319	2440	2448	2621	2586	2767
2443	2630	2644	2830	2782	2978
2349	2548	2516	2697	2668	2849
2546	2734	2714	2900	2866	3049
2490	2668	2668	2853	2826	2978
2695	2884	2873	3073	3027	3225
2634	2820	2792	2977	2988	3169
2818	3008	2977	3169	3171	3358
2788	2986	2962	3169	3169	3391
2986	3195	3156	3377	3361	3594
2947	3153	2945	3181	3298	3614
3156	3381	3158	3405	3549	3837

If a Worksurface Grommet is specified, add 92 Round Plastic
add 197 Round Metal
add 287 Rectangular Metal

To order a Custom Color for Cana please use the code ZCCWS. A one time 1316 list charge per color applies.

ZCCCP

Combo Credenza

WHAT'S INCLUDED

1 combo credenza, 1 pencil tray in the top box drawer.
Front-mounted lock on file drawer and lateral file drawer.

NOTES

Credenzas are veneered on all sides.

Box drawers are not locked.

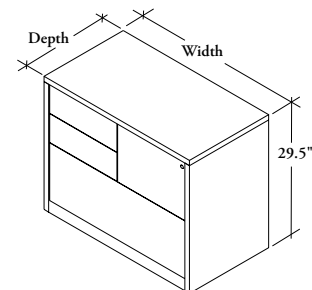
Metal Arch Pulls are finished in a Satin Chrome finish. Reverse Contemporary and Rectangular pull options are available in Ebony and Platinum.

Cannot be used under worksurfaces.

Please see finish listing with codes in the Wood/Casegoods Introduction booklet.

Xpress Please note the following items are not available as Xpress:

- Cana's Radius Edge
- Maple Drawer Box



PRODUCT OPTIONS

Width	Depth	File Drawer Location	Pull Style	Pull Finish (For C & B Style)	Finish	Edge Detail	Drawer Box Finish	Pencil Tray Finish	Lock Finish
30 / 31	20, 24	L Left Handed R Right Handed (Shown)	C Reverse Contemporary MP Metal Arch Pull B Rectangular	52 Ebony	Natural Veneer Custom Wood Stain	CG Pencil	52 Ebony	52 Ebony	52 Ebony
37 / 37				60 Platinum		CP Radius	MP Solid Natural Maple	MP Solid Natural Maple	C9 Polished Chrome

SAMPLE ORDER CODE

ZCCCP 30	20	L	C	52	ZE	CG	52	52	52
----------	----	---	---	----	----	----	----	----	----

DIMENSIONS INCHES / MM

W	D
30 / 762	20 / 508
30 / 762	24 / 610
37 / 940	20 / 508
37 / 940	24 / 610

PRICING

PENCIL EDGE

Ebony Drawer Box	Maple Drawer Box
3615	4218
3977	4581
3888	4535
4278	4925

RADIUS EDGE

Ebony Drawer Box	Maple Drawer Box
3692	4295
4057	4661
3967	4613
4363	5010

If a Maple Pencil Tray is specified, add 152

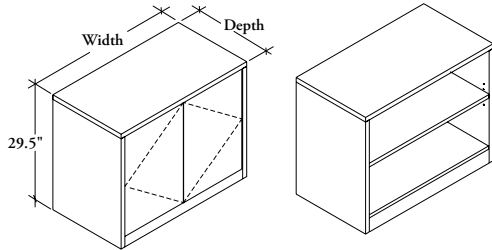
To order a Custom Color for Cana please use the code ZCCWS. A one time 1316 list charge per color applies.

credenzas

Xpress

ZCCSS

Single Storage Credenza



WHAT'S INCLUDED

1 single storage credenza with doors (if specified).

1 adjustable shelf that can be adjusted up or down approximately 2 1/2".

NOTES

Credenzas are veneered on all sides.

Metal Arch Pulls are finished in a Satin Chrome finish. Reverse Contemporary and Rectangular pull options are available in Ebony and Platinum.

Please see finish listing with codes in the Wood/Casegoods Introduction booklet.

Xpress Please note the following item is **not** available as Xpress:

– Cana's Radius Edge

PRODUCT OPTIONS

Style	Width	Depth	Pull Style (If applicable)	Pull Finish (For C & B Style)	Finish	Edge Detail	Lock Option (For Doors)	Lock Finish (If applicable)
0 No Doors	30 31	20, 24	C Reverse Contemporary	52 Ebony	Natural Veneer	CG Pencil	N No Locks	52 Ebony
1 With Doors	37 37		MP Metal Arch Pull B Rectangular	60 Platinum	Custom Wood Stain	CP Radius	L With Locks	C9 Polished Chrome

SAMPLE ORDER CODE

ZCCSS 0	30	20			ZE	CP		
----------------	-----------	-----------	--	--	-----------	-----------	--	--

DIMENSIONS INCHES / MM

W	D
30 / 762	20 / 508
30 / 762	24 / 610
37 / 940	20 / 508
37 / 940	24 / 610

PRICING

WITHOUT DOORS (0)		WITH DOORS (1)	
Pencil Edge	Radius Edge	Pencil Edge	Radius Edge
2049	2150	2852	2895
2253	2367	3137	3185
2205	2313	3065	3116
2423	2545	3373	3426

If Locks are specified, add 100

To order a Custom Color for Cana please use the code ZCCWS. A one time 1316 list charge per color applies.

Double Storage Credenza

WHAT'S INCLUDED

1 double storage credenza with drawers and/or doors (as specified), front-mounted locks on file drawers.

1 adjustable shelf that can be adjusted up or down approximately 2 1/2".

NOTES

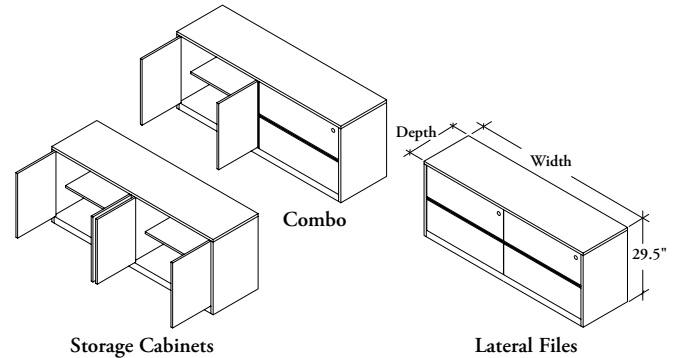
Credenzas are veneered on all sides.

Metal Arch Pulls are finished in a Satin Chrome finish. Reverse Contemporary and Rectangular pull options are available in Ebony and Platinum.

Please see finish listing with codes in the Wood/Caseworks Introduction booklet.

Xpress Please note the following items are not available as Xpress:

- Cana's Radius Edge
- Maple Drawer Box



PRODUCT OPTIONS

Storage Combination	Width	Depth	Storage Cabinet Location (For C Cabinet)	Pull Style	Pull Finish (For C & B Style)	Finish	Edge Detail	Drawer Box Finish (For L & C Cabinets)	Lock Option (For S & C Cabinets)	Lock Finish
S Storage Cabinets	60, 72	20, 24	R Right Handed	C Reverse Contemporary	52 Ebony 60 Platinum	Natural Veneer	CG Pencil CP Radius	52 Ebony MP Solid Natural Maple	N No Locks L With Locks	52 Ebony C9 Polished Chrome
L Lateral Files			L Left Handed (shown)	MP Metal Arch Pull		Custom Wood Stain				
C Combo				B Rectangular						

SAMPLE ORDER CODE

ZCCDS C	60	20	L	C	52	ZE	CP	52	N	
---------	----	----	---	---	----	----	----	----	---	--

DIMENSIONS
INCHES / MM

W	D
60 / 1524	20 / 508
60 / 1524	24 / 610
72 / 1829	20 / 508
72 / 1829	24 / 610

PRICING

STORAGE CABINETS (S)

Pencil Edge	Radius Edge
4500	4563
5023	5172
4709	4851
5175	5333

LATERAL FILES (L)

Pencil Edge		Radius Edge	
Ebony Drawer Box	Maple Drawer Box	Ebony Drawer Box	Maple Drawer Box
60 / 1524	20 / 508	6268	6918
60 / 1524	24 / 610	6895	7545
72 / 1829	20 / 508	6464	7136
72 / 1829	24 / 610	7109	7781
		6341	6990
		6975	7624
		6535	7208
		7192	7864

COMBO (C)

Pencil Edge		Radius Edge	
Ebony Drawer Box	Maple Drawer Box	Ebony Drawer Box	Maple Drawer Box
60 / 1524	20 / 508	5678	5989
60 / 1524	24 / 610	6240	6552
72 / 1829	20 / 508	5854	6177
72 / 1829	24 / 610	6435	6758
		5701	6012
		6270	6582
		5878	6201
		6468	6790

If a Locks are specified, add 100 per lock

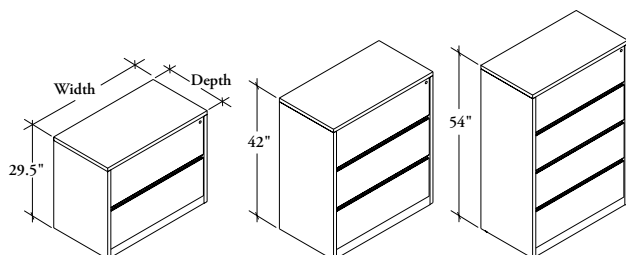
To order a Custom Color for Cana please use the code ZCCWS. A one time 1316 list charge per color applies.

credenzas

Xpress

ZCCLF

Lateral File Credenza



WHAT'S INCLUDED

1 lateral file credenza with drawers (as specified), locks.

NOTES

Credenzas are veneered on all sides.

Cannot be used under worksurfaces.

Metal Arch Pulls are finished in a Satin Chrome finish. Reverse Contemporary and Rectangular pull options are available in Ebony and Platinum.

Please see finish listing with codes in the Wood/Caseworks Introduction booklet.

Xpress Please note the following items are **not** available as Xpress:

- Cana's Radius Edge
- Maple Drawer Box

PRODUCT OPTIONS

Height	Width	Depth	Pull Style	Pull Finish (For C & B Style)	Finish	Edge Detail	Drawer Box Finish	Lock Finish
20 Two-High (Worksurface Height)	30 31	20, 24	C Reverse Contemporary	52 Ebony	Natural Veneer	CG Pencil	52 Ebony	52 Ebony
	37 37			60 Platinum				
30 Three-High (42")			MP Metal Arch Pull					
40 Four-High (54")			B Rectangular					

SAMPLE ORDER CODE

ZCCLF 20	37	20	C	52	ZE	CG	52	52
----------	----	----	---	----	----	----	----	----

DIMENSIONS INCHES / MM

W	D
30 / 762	20 / 508
30 / 762	24 / 610
37 / 940	20 / 508
37 / 940	24 / 610

PRICING

TWO-HIGH (20)

Pencil Edge		Radius Edge		Pencil Edge		Radius Edge	
Ebony Drawer Box	Maple Drawer Box	Ebony Drawer Box	Maple Drawer Box	Ebony Drawer Box	Maple Drawer Box	Ebony Drawer Box	Maple Drawer Box
3410	3736	3825	4151	4720	5207	4773	5260
3753	4080	4198	4525	5197	5685	5251	5739
3517	3855	3938	4275	4867	5369	4922	5424
3869	4206	4332	4669	5355	5856	5413	5914

FOUR-HIGH (40)

Pencil Edge		Radius Edge	
Ebony Drawer Box	Maple Drawer Box	Ebony Drawer Box	Maple Drawer Box
5829	6478	5888	6537
6413	7063	6477	7127
6010	6682	6072	6744
6613	7285	6679	7351

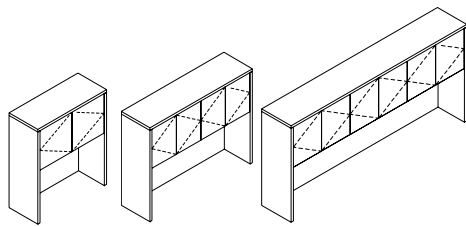
To order a Custom Color for Cana please use the code ZCCWS. A one time 1316 list charge per color applies.

hutches

product map

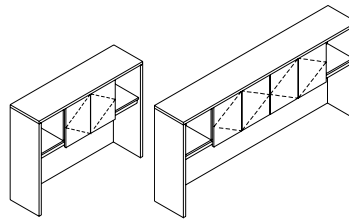
Z C H S Storage Hutch for Credenza

Page 60



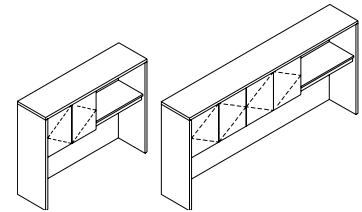
Z C H M Combination Hutch

Page 61



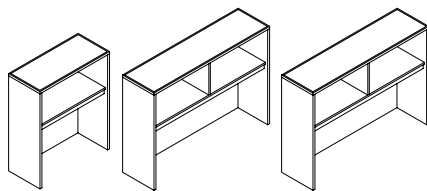
Z C H S O Storage Hutch with Single Opening

Page 62



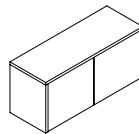
Z C H C Collator for Desk and Credenza

Page 63



Z C H W Wall-Mounted Storage Cabinet

Page 64

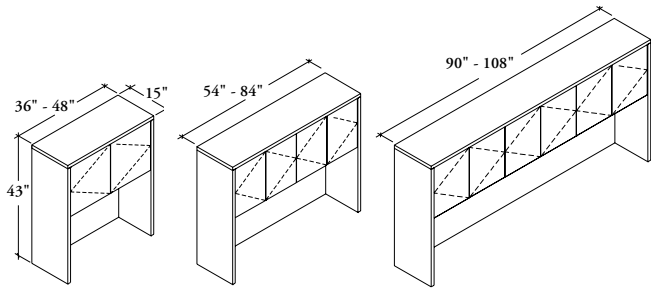


hutches

Xpress

ZCHS

Storage Hutch for Credenza



WHAT'S INCLUDED

1 hutch with doors (as specified), 1 rail (if specified), 1 tackboard (if specified).

36" – 48" wide = 1 lock (if specified), 54" – 84" wide = 2 locks (if specified), 90" – 108" = 3 locks (if specified).

NOTES

Glass doors have an anodized aluminum frame and contain a touch latch.

Locks are not available on glass doors.

An accessory rail with electrics cannot be ordered separately and cannot be field installed.

Hinged electrical/box is secured to the back left side of the Hutch rail during factory installation however, can be re-positioned to the right of the Hutch rail in the field.

The accessory rail and electric box are finished in Anodized Aluminum.

6" deep shelves can be mounted to the accessory rail without additional mounting hardware. These shelves can be found in Complements: Teknion's *Ergonomics & Accessories Program*.

Xpress Please note the following items are **not** available as Xpress:

- Frosted Glass Doors
- Accessory Rail with or without Electrics
- Cana's Radius Edge

PRODUCT OPTIONS

Width			Door Style	Rail Style	Finish	Edge Detail	Tackboard Option	Lock Option	Lock Finish (If applicable)
36 36	72 72	08 108	W Wood	N No Rail	Natural Veneer	CG Pencil	N No Tackboard	N No Locks	52 Ebony
42 42	78 78		G Frosted Glass	R Rail Only	Custom Wood Stain	CP Radius	T With Tackboard	L With Locks	C9 Polished Chrome
48 48	84 84			E Rail with Electrics					
54 54	90 90			D Rail with Electrics and Data					
60 60	96 96								
66 66	02 102								

SAMPLE ORDER CODE

ZCHS 36	W	N	ZE	CG	T	N	
---------	---	---	----	----	---	---	--

DIMENSIONS INCHES / MM

W
36 / 914
42 / 1067
48 / 1219
54 / 1372
60 / 1524
66 / 1676
72 / 1829
78 / 1981
84 / 2134
90 / 2286
96 / 2438
102 / 2591
108 / 2743

PRICING

WOOD DOORS (W)

Pencil Edge	Radius Edge
2767	3137
2983	3355
3203	3579
4032	4394
4157	4529
4332	4727
4558	4954
4871	5275
5023	5443
5374	5777
5541	5957
5705	6133
6498	6876

FROSTED GLASS DOORS (G)

Pencil Edge	Radius Edge
3381	3751
3594	3969
3825	4190
4647	5008
5388	5758
5560	5961
5787	6184
6103	6507
6255	6669
7219	7675
7384	7848
8150	8563
8345	8771

If Rail Only is specified,

add 311 for 36" widths - 54" widths
add 512 for 60" widths - 108" widths

If Rail with Electrics is specified,

add 446 for 36" widths - 54" widths
add 784 for 60" widths - 108" widths

If Rail with Electrics & Data is specified,

add 446 for 36" widths - 54" widths
add 784 for 60" widths - 108" widths

If Locks are specified,

add 100/lock

To order a Custom Color for Cana please use the code ZCCWS. A one time 1316 list charge per color applies.

Please refer to page 65 for Tackboard pricing.

Combination Hutch

WHAT'S INCLUDED

1 hutch with doors (as specified), 1 rail (if specified), 1 tackboard (if specified).

54" – 84" wide = 1 lock (if specified), 90" – 108" = 2 locks (if specified).

NOTES

Glass doors have an anodized aluminum frame and contain a touch latch.

Locks are not available on glass doors.

An accessory rail with electrics cannot be ordered separately and cannot be field installed.

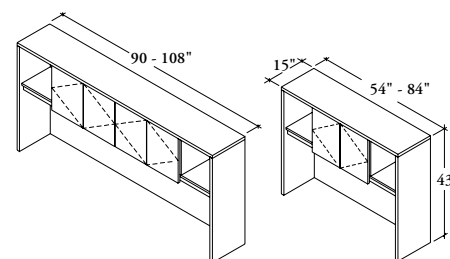
Hinged electrical/box is secured to the back left side of the Hutch rail during factory installation however, can be re-positioned to the right of the Hutch rail in the field.

The accessory rail and electric box are finished in Anodized Aluminum.

6" deep shelves can be mounted to the accessory rail without additional mounting hardware. These shelves can be found in Complements: Teknion's *Ergonomics & Accessories Program*.

Xpress Please note the following items are **not** available as Xpress:

- Frosted Glass Doors
- Accessory Rail with or without Electrics
- Cana's Radius Edge



PRODUCT OPTIONS

Width		Door Style	Rail Style	Finish	Edge Detail	Tackboard Option	Lock Option	Lock Finish (If applicable)
54 54	90 90	W Wood	N No Rail	Natural Veneer	CG Pencil	N No Tackboard	N No Locks	52 Ebony
60 60	96 96	G Frosted Glass	R Rail Only	Custom Wood Stain	CP Radius	T With Tackboard	L With Locks	C9 Polished Chrome
66 66	02 102		E Rail with Electrics					
72 72	08 108		D Rail with Electrics and Data					
78 78								
84 84								

SAMPLE ORDER CODE

ZCHM 54	W	N	ZE	CG	N	N	
---------	---	---	----	----	---	---	--

DIMENSIONS INCHES / MM

W
54 / 1372
60 / 1524
66 / 1676
72 / 1829
78 / 1981
84 / 2134
90 / 2286
96 / 2438
102 / 2591
108 / 2743

PRICING

WOOD DOORS (W)

Pencil Edge	Radius Edge
3750	4106
3879	4245
4046	4444
4277	4669
4590	4992
4740	5159
5090	5498
5255	5673
6021	6388
6216	6591

FROSTED GLASS DOORS (G)

Pencil Edge	Radius Edge
4362	4721
4487	4859
4657	5061
4887	5286
5200	5610
5350	5776
6318	6726
6484	6901
7252	7622
7444	7824

If Rail Only is specified,

add 311 for 36" widths - 54" widths
add 512 for 60" widths - 108" widths

If Rail with Electrics is specified,

add 446 for 36" widths - 54" widths
add 784 for 60" widths - 108" widths

If Rail with Electrics & Data is specified,

add 446 for 36" widths - 54" widths
add 784 for 60" widths - 108" widths

If Locks are specified,

add 100/lock

To order a Custom Color for Cana please use the code ZCCWS. A one time 1316 list charge per color applies.

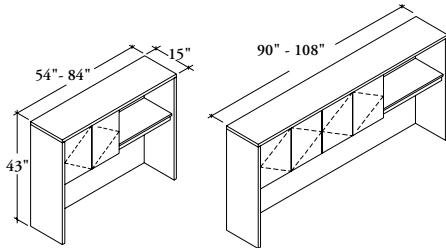
Please refer to page 65 for Tackboard pricing.

hutches

Xpress

ZCHSO

Storage Hutch with Single Opening



WHAT'S INCLUDED

1 hutch with doors (as specified), 1 rail (if specified), 1 tackboard (if specified).
30" – 84" wide = 1 lock (if specified), 90" – 108" = 2 locks (if specified).

NOTES

Glass doors have an anodized aluminum frame and contain a touch latch.

Locks are not available on glass doors.

An accessory rail with electrics cannot be ordered separately and cannot be field installed.

Hinged electrical/box is secured to the back left side of the Hutch rail during factory installation however, can be re-positioned to the right of the Hutch rail in the field.

The accessory rail and electric box are finished in Anodized Aluminum.

6" deep shelves can be mounted to the accessory rail without additional mounting hardware. These shelves can be found in Complements: Teknion's *Ergonomics & Accessories Program*.

Please see finish listing with codes in the Wood/Casegoods Introduction booklet.

Xpress Please note the following items are **not** available as Xpress:

- Frosted Glass Doors
- Accessory Rail with or without Electrics
- Cana's Radius Edge

PRODUCT OPTIONS

Width		Door Style	Rail Style	Single Opening Location	Finish	Edge Detail	Tackboard Option	Lock Option	Lock Finish (If applicable)
54 / 54	90 / 90	W Wood	N No Rail	L Left	Natural Veneer	CG Pencil	N No Tackboard	N No Locks	52 Ebony
60 / 60	96 / 96	G Frosted Glass	R Rail Only	R Right (Shown)	Custom Wood Stain	CP Radius	T With Tackboard	L With Locks	C9 Polished Chrome
66 / 66	02 / 102		E Rail with Electrics						
72 / 72	08 / 108		D Rail with Electrics and Data						
78 / 78									
84 / 84									

SAMPLE ORDER CODE

ZCHSO 54	W	N	L	ZE	CG	N	N	
-----------------	----------	----------	----------	-----------	-----------	----------	----------	--

DIMENSIONS INCHES / MM

W
54 / 1372
60 / 1524
66 / 1676
72 / 1829
78 / 1981
84 / 2134
90 / 2286
96 / 2438
102 / 2591
108 / 2743

PRICING

WOOD DOORS (W)

Pencil Edge	Radius Edge
3750	4106
3879	4245
4046	4444
4277	4669
4590	4992
4740	5159
5090	5498
5255	5673
6021	6388
6216	6591

FROSTED GLASS DOORS (G)

Pencil Edge	Radius Edge
4362	4721
4487	4859
4657	5061
4887	5286
5200	5610
5350	5776
6318	6726
6484	6901
7252	7622
7444	7824

If Rail Only is specified,

add 311 for 36" widths - 54" widths
add 512 for 60" widths - 108" widths

If Rail with Electrics is specified,

add 446 for 36" widths - 54" widths
add 784 for 60" widths - 108" widths

If Rail with Electrics & Data is specified,

add 446 for 36" widths - 54" widths
add 784 for 60" widths - 108" widths

If Locks are specified,

add 100/lock

To order a Custom Color for Cana please use the code ZCCWS. A one time 1316 list charge per color applies.

Please refer to page 65 for Tackboard pricing.

Collator For Desk and Credenza

WHAT'S INCLUDED

1 hutch with rail (if specified), 1 tackboard (if specified).

NOTES

An accessory rail with electrics cannot be ordered separately and cannot be field installed.

Hinged electrical/box is secured to the back left side of the Hutch rail during factory installation however, can be re-positioned to the right of the Hutch rail in the field.

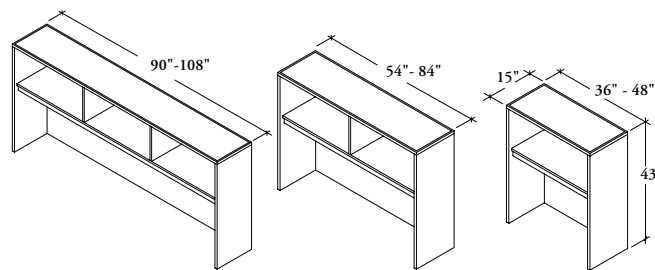
The accessory rail and electric box are finished in Anodized Aluminum.

6" Shelves can be mounted to the accessory rail without additional mounting hardware. These shelves can be found in Complements: Teknion's *Ergonomics & Accessories Program*.

Please see finish listing with codes in the Wood/Casegoods Introduction booklet.

Xpress Please note the following items are **not** available as Xpress:

- Accessory Rail with or without Electrics
- Cana's Radius Edge



PRODUCT OPTIONS

Width		Rail Style	Finish	Edge Detail	Tackboard Option
54 / 54	90 / 90	N No Rail	Natural Veneer	CG Pencil	N No Tackboard
60 / 60	96 / 96	R Rail Only	Custom Wood Stain	CP Radius	T With Tackboard
66 / 66	02 / 102	E Rail with Electrics			
72 / 72	08 / 108	D Rail with Electrics and Data			
78 / 78					
84 / 84					

SAMPLE ORDER CODE

ZCHC 36	N	ZE	CG	N
---------	---	----	----	---

DIMENSIONS INCHES / MM

W
36 / 914
42 / 1067
48 / 1219
54 / 1372
60 / 1524
66 / 1676
72 / 1829
78 / 1981
84 / 2134
90 / 2286
96 / 2438
102 / 2591
108 / 2743

PRICING

	Pencil Edge	Radius Edge
	2182	2481
	2340	2643
	2510	2818
	2918	3222
	3008	3320
	3181	3525
	3384	3731
	3598	3952
	3707	4073
	3947	4296
	4068	4432
	4189	4563
	4624	4959

If Rail Only is specified,

add 311 for 36" widths - 54" widths
add 512 for 60" widths - 108" widths

If Rail with Electrics is specified,

add 446 for 36" widths - 54" widths
add 784 for 60" widths - 108" widths

If Rail with Electrics & Data is specified,

add 446 for 36" widths - 54" widths
add 784 for 60" widths - 108" widths

If a Locks are specified,

add 100/lock

To order a Custom Color for Cana please use the code ZCCWS. A one time 1316 list charge per color applies.

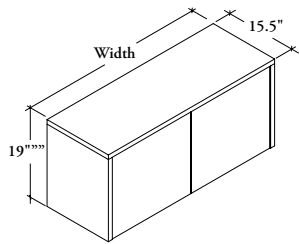
Please refer to page 65 for Tackboard pricing.

hutches

Xpress

ZCHW

Wall-Mounted Storage Cabinet



WHAT'S INCLUDED

1 cabinet with doors, 1 tackboard (if specified), 1 lock (if specified).

NOTES

Glass doors have an anodized aluminum frame and contain a touch latch.

Locks are not available on glass doors.

Client is responsible for ensuring there is adequate support in walls for Wall-Mounted Storage Cabinets.

Please see finish listing with codes in the Wood/Casegoods Introduction booklet.

Xpress Please note the following items are **not** available as Xpress:

- Frosted Glass Doors
- Cana's Radius Edge

PRODUCT OPTIONS

Width	Door Style	Finish	Edge Detail	Tackboard Option	Lock Option	Lock Finish
30, 36, 42, 48	W Wood	Natural Veneer	CG Pencil	N No Tackboard	N No Locks	52 Ebony
	G Frosted Glass	Custom Wood Stain	CP Radius	T With Tackboard	L With Locks	C9 Polished Chrome

SAMPLE ORDER CODE

ZCHW 30	W	ZE	CG	N	N	
----------------	----------	-----------	-----------	----------	----------	--

DIMENSIONS INCHES / MM

W
30 / 762
36 / 914
42 / 1067
48 / 1219

PRICING

WOOD DOORS (W)

Pencil Edge	Radius Edge
2010	2125
2170	2285
2371	2490
2514	2639

FROSTED GLASS DOORS (G)

Pencil Edge	Radius Edge
2623	2942
2782	2900
2986	3105
3127	3254

If Locks are specified, add 100/lock

To order a Custom Color for Cana please use the code ZCCWS. A one time 1316 list charge per color applies.

Please refer to page 65 for Tackboard pricing.

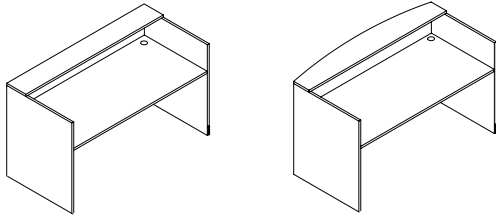
TACKBOARD PRICING

Hutch Width Inches / mm	COM/A	Gr. 1	Gr. 2	Gr. 3	Gr. 5	Gr. 6	Gr. 7
30 / 762	261	265	294	302	341	363	381
36 / 914	266	274	301	308	347	375	391
42 / 1067	334	344	375	391	442	480	506
48 / 1219	332	346	377	391	439	475	499
54 / 1372	421	431	474	489	557	589	625
60 / 1524	543	566	630	660	734	794	846
66 / 1676	588	610	672	703	807	867	916
72 / 1829	636	657	730	763	880	947	1007
78 / 1981	663	688	760	797	914	988	1047
84 / 2134	685	708	790	834	975	1072	942
90 / 2286	716	743	824	869	1017	1116	1192
96 / 2438	741	769	859	901	1041	1139	1208
102 / 2591	936	966	1074	1130	1308	1404	1489
108 / 2743	1008	1040	1144	1195	1357	1456	1538

reception units

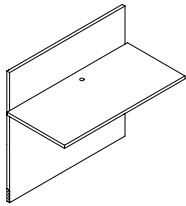
Z C G D Reception Desk

Page 68



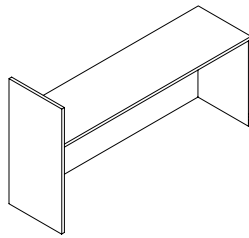
Z C G B Reception Bridge

Page 69



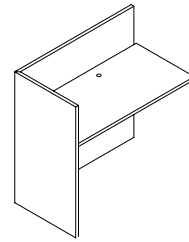
Z C G C Reception Credenza

Page 70



Z C G R Reception Return

Page 71

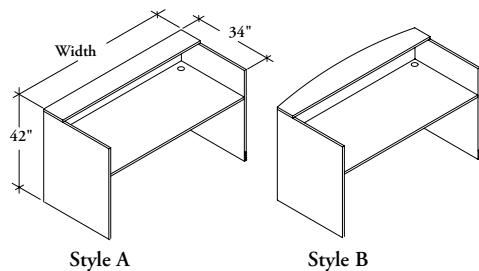


reception units

Xpress

Z C G D

Reception Desk



WHAT'S INCLUDED

1 desk, 2 standard round plastic worksurface grommets (Black) on each back corner of the worksurface.

NOTES

Please note that Style D can only accommodate 18" d Pedestals.

Style E is only available in an 84" width.

Please see finish listing with codes in the Wood/Casegoods Introduction booklet.

Xpress Please note the following items **not** available as Xpress.

- Reception Desk Style E (ZCGDE)
- Cana's Radius Edge

PRODUCT OPTIONS

Style	Width	Finish	Edge Detail	Worksurface Grommet Style	
A Style A	72, 84	Natural Veneer Custom Wood Stain	CG Pencil CP Radius	N None	OMD Round Metal Polished Chrome
B Style B				OMA Round Metal Black	OME Round Metal Antique Brass
				OMB Round Metal Polished Brass	RMA Rectangular Metal Black
				OMC Round Metal Satin Chrome	

SAMPLE ORDER CODE

ZCGD A	72	ZE	CP	N
--------	----	----	----	---

DIMENSIONS INCHES / MM

W
72 / 1829
84 / 2134

PRICING

	Pencil Edge	Radius Edge	Pencil Edge	Radius Edge
STYLE A			STYLE B	
	5743	6613	5773	6644
	6209	7148	6313	7262

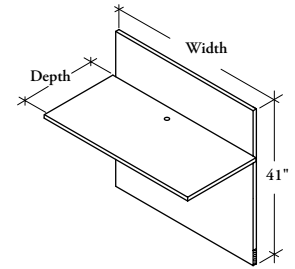
If a Worksurface Grommet is specified, add 197 Round Metal
add 287 Rectangular Metal

To order a Custom Color for Cana please use the code ZCCWS. A one time 1316 list charge per color applies.

Xpress

Z C G B

Reception Bridge



WHAT'S INCLUDED

1 bridge, 1 standard round plastic worksurface grommet (Black).

NOTES

Refer to the *Application Guide* for details on grommet location.

Please see finish listing with codes in the Wood/Casegoods Introduction booklet.

Xpress Please note that Cana's Radius Edge is **not** available as Xpress.

PRODUCT OPTIONS

Width	Depth	Finish	Edge Detail	Worksurface Grommet Style		Grommet Surface Location
42, 48	20, 24	Natural Veneer Custom Wood Stain	CG Pencil CP Radius	N None OMA Round Metal Black OMB Round Metal Polished Brass OMC Round Metal Satin Chrome	OMD Round Metal Polished Chrome OME Round Metal Antique Brass RMA Rectangular Metal Black	L Left R Right C Centered

SAMPLE ORDER CODE

ZCGB 42	20	ZE	CP	N	
---------	----	----	----	---	--

DIMENSIONS
INCHES / MM

W	D
42 / 1067	20 / 508
42 / 1067	24 / 610
48 / 1219	20 / 508
48 / 1219	24 / 610

PRICING

Pencil Edge	Radius Edge
1400	1775
1427	1799
1539	1883
1573	1911

If a Worksurface Grommet is specified, add 197 Round Metal
add 287 Rectangular Metal

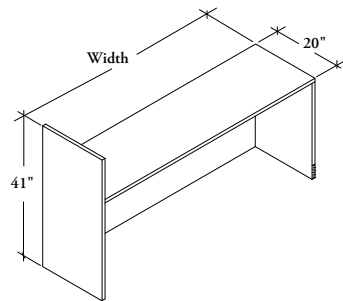
To order a Custom Color for Cana please use the code ZCCWS. A one time 1316 list charge per color applies.

reception units

Xpress

ZCGC

Reception Credenza



WHAT'S INCLUDED

1 credenza, 1 grommet (if specified).

NOTES

Refer to the *Application Guide* for details on grommet location.

Please see finish listing with codes in the Wood/Casegoods Introduction booklet.

Xpress Please note that Cana's Radius Edge is **not** available as Xpress.

PRODUCT OPTIONS

Width	Depth	Orientation	Finish	Edge Detail	Worksurface Grommet Style		Grommet Surface Location
72 / 72	20	L Left Handed	Natural Veneer	CG Pencil	N None	OMC Round Metal Satin Chrome	L Left
84 / 84		R Right Handed (Shown)	Custom Wood Stain	CP Radius	OPA Round Plastic Black	OMD Round Metal Polished Chrome	R Right
96 / 96					OMA Round Metal Black	OME Round Metal Antique Brass	C Centered
08 / 108					OMB Round Metal Polished Brass	RMA Rectangular Metal Black	

SAMPLE ORDER CODE

ZCGC 72	20	R	ZE	CP	N	
----------------	-----------	----------	-----------	-----------	----------	--

DIMENSIONS INCHES / MM

W	D
72 / 1829	20 / 508
84 / 2134	20 / 508
96 / 2438	20 / 508
108 / 2743	20 / 508

PRICING

Pencil Edge	Radius Edge
2390	2578
2593	2788
2852	3070
3041	3268

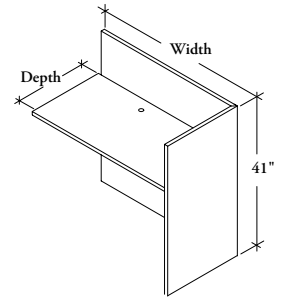
If a Worksurface Grommet is specified, add 92 Round Plastic
add 197 Round Metal
add 287 Rectangular Metal

To order a Custom Color for Cana please use the code ZCCWS. A one time 1316 list charge per color applies.

Xpress

Z C G R

Reception Return



WHAT'S INCLUDED

1 return, 1 standard round plastic grommet (Black).

NOTES

Refer to the *Application Guide* for details on grommet location.

Please see finish listing with codes in the Wood/Casegoods Introduction booklet.

Xpress Please note that Cana's Radius Edge is **not** available as Xpress.

PRODUCT OPTIONS

Width	Depth	Orientation	Finish	Edge Detail	Worksurface Grommet Style			Grommet Surface Location	
42, 48	20, 24	L Left Handed (Shown) R Right Handed	Natural Veneer Custom Wood Stain	CG Pencil CP Radius	N None	OMA Round Metal Black	OMB Round Metal Polished Brass OMC Round Metal Satin Chrome	OMD Round Metal Polished Chrome OME Round Metal Antique Brass RMA Rectangular Metal Black	L Left R Right C Centered

SAMPLE ORDER CODE

ZCGR 42	20	L	ZE	CG	OMA	L
----------------	-----------	----------	-----------	-----------	------------	----------

DIMENSIONS INCHES / MM

W	D
42 / 1067	20 / 508
42 / 1067	24 / 610
48 / 1219	20 / 508
48 / 1219	24 / 610

PRICING

Pencil Edge	Radius Edge
1753	1904
1786	1961
1885	2040
1928	2064

If a Worksurface Grommet is specified, add 197 Round Metal
add 287 Rectangular Metal

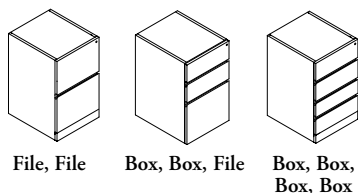
To order a Custom Color for Cana please use the code ZCCWS. A one time 1316 list charge per color applies.

storage

product map

Z S P U Under-Worksurface Pedestal

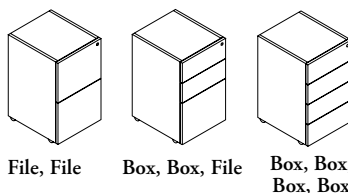
Page 76



File, File Box, Box, File Box, Box, Box, Box

Z S M P Mobile Pedestal

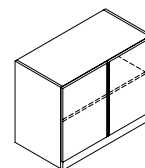
Page 77



File, File Box, Box, File Box, Box, Box, Box

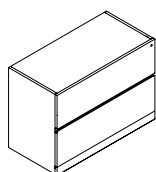
Z S S U Under-Worksurface Storage Cabinet

Page 78



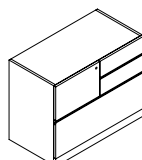
Z S L U Under-Worksurface Lateral File

Page 79



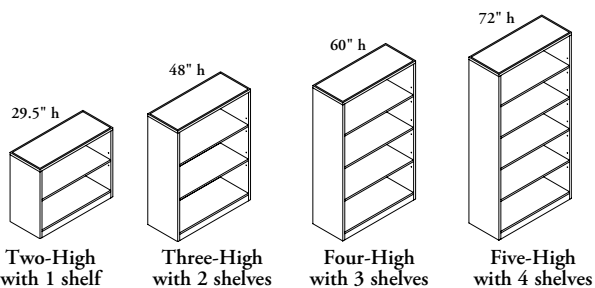
Z S C P U Under-Worksurface Combo Pedestal

Page 80



Z C S B K Bookcase

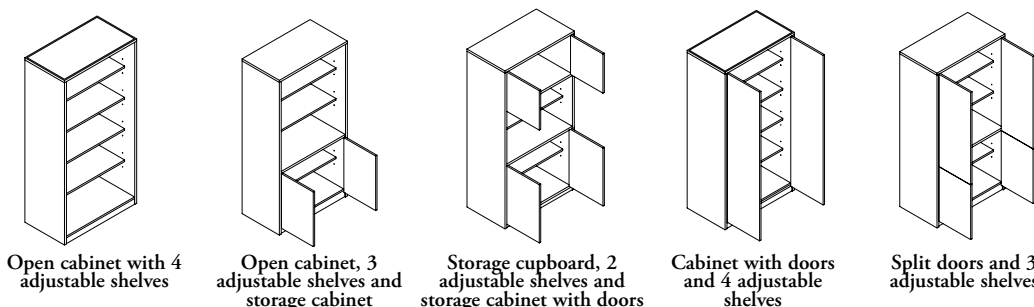
Page 81



Two-High with 1 shelf Three-High with 2 shelves Four-High with 3 shelves Five-High with 4 shelves

Z C S C C Combination Cabinet

Page 82

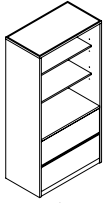


Open cabinet with 4 adjustable shelves Open cabinet, 3 adjustable shelves and storage cabinet Storage cupboard, 2 adjustable shelves and storage cabinet with doors Cabinet with doors and 4 adjustable shelves Split doors and 3 adjustable shelves

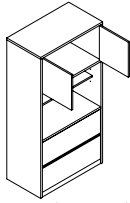
product map

Z C S C L Combination Lateral File

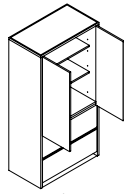
Page 83



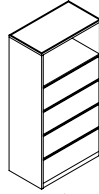
Two-High Lateral with 2 adjustable shelves



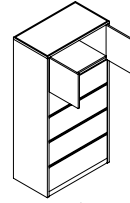
Two-High Lateral, 1 adjustable shelf and storage cupboard



Two-High Lateral, cabinet with doors and 2 adjustable shelves



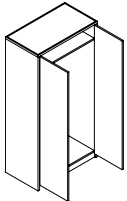
Four-High Lateral with 4 drawers and open space



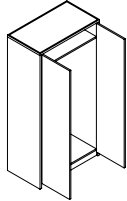
Four-High Lateral with storage cupboard

Z C S S C Wardrobe Storage Cabinet

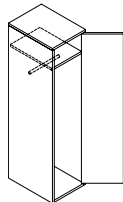
Page 84



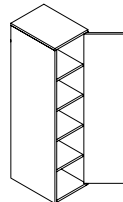
With doors, coat rack and hat shelf



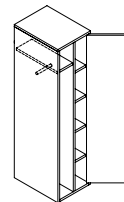
With doors, half coat rack, other half with 4 adjustable shelves



With door and coat rack



With door and 4 adjustable shelves



With door, half coat rack, other half with 4 adjustable shelves

Z C S S C H Half Storage Cabinet

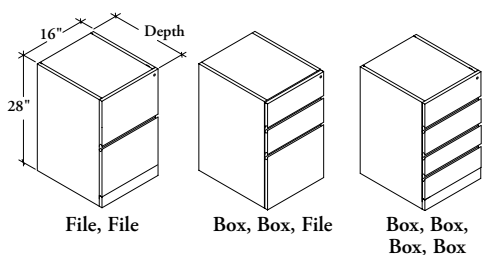
Page 85

storage

Xpress

Z S P U

Under-Worksurface Pedestal



WHAT'S INCLUDED

1 pedestal, pencil tray in the top box drawer of all box drawer configuration storage units, front-mounted locks.

NOTES

18" deep Under-Worksurface Pedestals are for use with Executive Return Shell, Credenza Shell, Reception Desk Shells, Reception Return, Reception Credenza Shell. 26" deep Under-Worksurface Pedestals are for use with Desk Shells.

Under-Worksurface Pedestals are constructed of 3/4" Black Melamine back, top and bottom. The sides and drawer fronts are finished in veneer.

Metal Arch Pulls are finished in a Satin Chrome finish. Reverse Contemporary and Rectangular pull options are available in Ebony and Platinum.

Please see finish listing with codes in the Wood/Casegoods Introduction booklet.

Xpress Please note the following item is **not** available as Xpress:

– Maple Drawer Box

PRODUCT OPTIONS

Drawer Combination	Width	Depth	Pull Style	Pull Finish (For C & B Style)	Finish	Drawer Box Finish (For Box Drawer)	Pencil Tray Finish	Lock Finish
2F File, File	16 15.5	18, 26	C Reverse Contemporary Pull	52 Ebony	Natural Veneer	52 Ebony	52 Ebony	52 Ebony
BF Box, Box, File			60 Platinum	Custom Wood Stain	MP Solid Natural Maple	MP Solid Natural Maple	C9 Polished Chrome	
4B Box, Box, Box, Box,			B Rectangular Pull					

SAMPLE ORDER CODE

ZSPU 2F	16	26	C	52	MP	52	52	52
---------	----	----	---	----	----	----	----	----

DIMENSIONS INCHES / MM

W	D
16 / 406	18 / 457
16 / 406	26 / 660

PRICING

FILE, FILE (2F)		BOX, BOX, FILE (BF)		BOX, BOX, BOX, BOX, (4B)	
Ebony Drawer Box	Maple Drawer Box	Ebony Drawer Box	Maple Drawer Box	Ebony Drawer Box	Maple Drawer Box
1885	2104	2285	2488	2501	2922
2137	2466	2552	2981	2775	3309

If a Maple Pencil Tray is specified, add 152

To order a Custom Color for Cana please use the code ZCCWS. A one time 1316 list charge per color applies.

WHAT'S INCLUDED

1 pedestal, pencil tray in the top box drawer of all box drawer configuration storage units, front-mounted locks.

NOTES

The Mobile Pedestal is veneered on all sides.

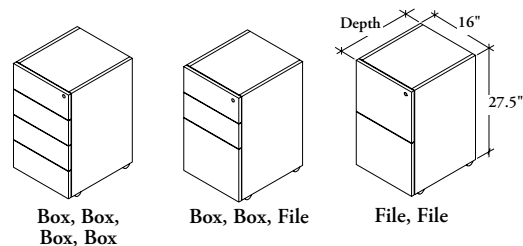
Metal Arch Pulls are finished in a Satin Chrome finish. Reverse Contemporary and Rectangular pull options are available in Ebony and Platinum.

Casters have a Black finish.

Please see finish listing with codes in the Wood/Casegoods Introduction booklet.

Xpress Please note the following item is **not** available as Xpress:

– Maple Drawer Box



PRODUCT OPTIONS

Drawer Combination	Width	Depth	Pull Style	Pull Finish (For C & B Style)	Finish	Drawer Box Finish	Pencil Tray Finish (For Box Drawer)	Lock Finish
2F File, File	16 15.5	18, 26	C Reverse Contemporary Pull MP Metal Arch Pull B Rectangular Pull	52 Ebony 60 Platinum	Natural Veneer Custom Wood Stain	52 Ebony MP Solid Natural Maple	52 Ebony MP Solid Natural Maple	52 Ebony C9 Polished Chrome
BF Box, Box, File								
4B Box, Box, Box, Box								

SAMPLE ORDER CODE

ZSMP 2F	16	18	C	52	WJ	52	52	52
----------------	-----------	-----------	----------	-----------	-----------	-----------	-----------	-----------

DIMENSIONS INCHES / MM

PRICING

		FILE, FILE (2F)		BOX, BOX, FILE (BF)		BOX, BOX, BOX, BOX, (4B)	
W	D	Ebony Drawer Box	Maple Drawer Box	Ebony Drawer Box	Maple Drawer Box	Ebony Drawer Box	Maple Drawer Box
16 / 406	18 / 457	2170	2390	2561	2899	2775	3195
16 / 406	26 / 660	2543	2868	2996	3425	3171	3705

If a Maple Pencil Tray is specified, add 152

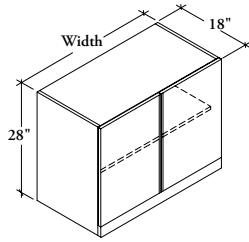
To order a Custom Color for Cana please use the code ZCCWS. A one time 1316 list charge per color applies.

storage

Xpress

ZSSU

Under-Worksurface Storage Cabinet



WHAT'S INCLUDED

1 cabinet, 1 adjustable shelf (can be adjusted up or down 2 1/2").

NOTES

Under-worksurface storage units are constructed of 3/4" Black Melamine back, top and bottom. Sides, drawer fronts and doors are finished in veneer.

Metal Arch Pulls are finished in a Satin Chrome finish. Reverse Contemporary and Rectangular pull options are available in Ebony and Platinum.

Please see finish listing with codes in the Wood/Casegoods Introduction booklet.

PRODUCT OPTIONS

Width	Depth	Pull Style	Pull Finish (For C & B Style)	Finish	Lock Option	Lock Finish
30, 36	18	C Reverse Contemporary Pull MP Metal Arch Pull B Rectangular Pull	52 Ebony 60 Platinum	Natural Veneer Custom Wood Stain	N No Lock L With Lock	52 Ebony C9 Polished Chrome

SAMPLE ORDER CODE

ZSSU 30	18	C	52	MP	N	
----------------	-----------	----------	-----------	-----------	----------	--

DIMENSIONS INCHES / MM

W	D
30 / 762	18 / 457
36 / 914	18 / 457

PRICING

2469
2546

If Locks are specified, add 100

To order a Custom Color for Cana please use the code ZCCWS. A one time 1316 list charge per color applies.

Xpress

ZSLU

Under-Worksurface Lateral File

WHAT'S INCLUDED

1 lateral file with front-mounted locks.

NOTES

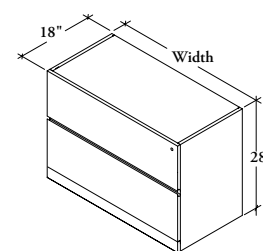
Under-worksurface storage units are constructed of 3/4" Black Melamine back, top and bottom. Sides, drawer fronts and doors are finished in veneer.

Metal Arch Pulls are finished in a Satin Chrome finish. Reverse Contemporary and Rectangular pull options are available in Ebony and Platinum.

Please see finish listing with codes in the Wood/Caseworks Introduction booklet.

Xpress Please note the following item is not available as Xpress:

- Maple Drawer Box



PRODUCT OPTIONS

Width	Depth	Pull Style	Pull Finish (For C & B Style)	Finish	Drawer Box Finish (For Box Drawer)	Lock Finish
30, 36	18	C Reverse Contemporary Pull MP Metal Arch Pull B Rectangular Pull	52 Ebony 60 Platinum	Natural Veneer Custom Wood Stain	52 Ebony MP Solid Natural Maple	52 Ebony C9 Polished Chrome

SAMPLE ORDER CODE

ZSLU 30	18	C	52	WJ	52	52
---------	----	---	----	----	----	----

DIMENSIONS
INCHES / MM

W	D
30 / 762	18 / 457
36 / 914	18 / 457

PRICING

Ebony Drawer Box	Maple Drawer Box
2853	3178
2942	3276

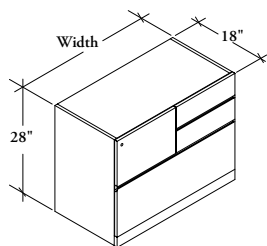
To order a Custom Color for Cana please use the code ZCCWS. A one time 1316 list charge per color applies.

storage

Xpress

Z S C P U

Under-Worksurface Combo Pedestal



WHAT'S INCLUDED

1 combo pedestal with front-mounted locks on file drawers. (Box drawers are not locked), 1 pencil tray in the top box drawer.

NOTES

Under-worksurface storage units are constructed of 3/4" Black Melamine back, top and bottom. Sides, drawer fronts and doors are finished in veneer.

Metal Arch Pulls are finished in a Satin Chrome finish. Reverse Contemporary and Rectangular pull options are available in Ebony and Platinum.

Please see finish listing with codes in the Wood/Casegoods Introduction booklet.

Xpress Please note the following item is **not** available as Xpress:

– Maple Drawer Box

PRODUCT OPTIONS

Width	Depth	File Drawer Location	Pull Style	Pull Finish (For C & B Style)	Finish	Drawer Box Finish	Pencil Tray Finish (For Box Drawer)	Lock Finish
30, 36	18	L Left (Shown) R Right	C Reverse Contemporary Pull MP Metal Arch Pull B Rectangular Pull	52 Ebony 60 Platinum	Natural Veneer Custom Wood Stain	52 Ebony MP Solid Natural Maple	52 Ebony MP Solid Natural Maple	52 Ebony C9 Polished Chrome

SAMPLE ORDER CODE

ZSCPU30	18	L	C	52	MP	52	52	52
---------	----	---	---	----	----	----	----	----

DIMENSIONS INCHES / MM

W	D
30 / 762	18 / 457
36 / 914	18 / 457

PRICING

Ebony Drawer Box	Maple Drawer Box
3276	3905
3378	4028t

If a Maple Pencil Tray is specified, add 152

To order a Custom Color for Cana please use the code ZCCWS. A one time 1316 list charge per color applies.

Xpress

**ZCSBK
Bookcase**

WHAT'S INCLUDED

1 bookcase with shelves (as specified).

NOTES

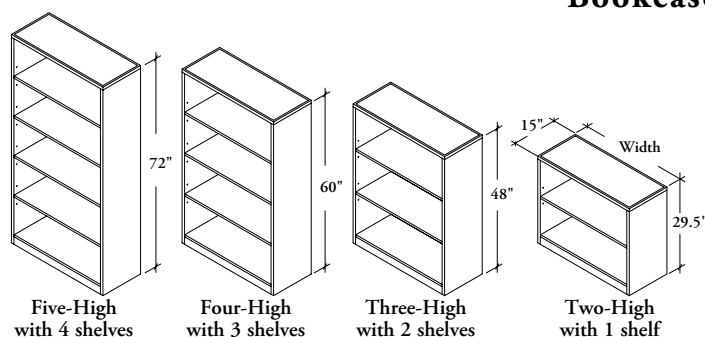
Bookcases are veneered on all sides except exterior back.

29.5" high Bookcase is worksurface height.

Shelves are adjustable up or down approximately 2 1/2".

Please see finish listing with codes in the Wood/Casegoods Introduction booklet.

Xpress Please note that Cana's Radius Edge is **not** available as Xpress.



PRODUCT OPTIONS

Height	Width	Depth	Finish	Edge Detail
10 Two-High with 1 shelf (29.5" h)	30 31	15	Natural Veneer Custom Wood Stain	CG Pencil
20 Three-High with 2 shelves (48" h)	37 37			CP Radius
30 Four-High with 3 shelves (60" h)				
40 Five-High with 4 shelves (72")				

SAMPLE ORDER CODE

ZCSBK 10	30	15	MP	CG
-----------------	-----------	-----------	-----------	-----------

**DIMENSIONS
INCHES / MM**

PRICING

		TWO-HIGH (10)		THREE-HIGH (20)		FOUR-HIGH (40)		FIVE-HIGH (50)	
W	D	Pencil Edge	Radius Edge	Pencil Edge	Radius Edge	Pencil Edge	Radius Edge	Pencil Edge	Radius Edge
30 / 762	15 / 381	1793	1945	2465	2607	3035	3169	3487	3613
37 / 940	15 / 381	1848	2009	2540	2685	3127	3268	3592	3724

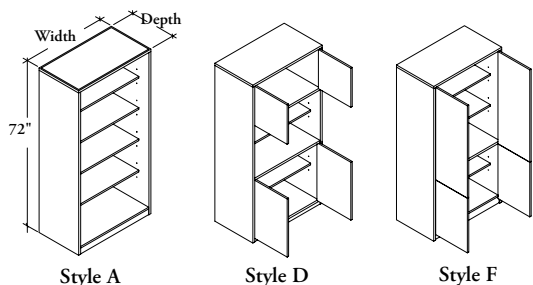
To order a Custom Color for Cana please use the code ZCCWS. A one time 1316 list charge per color applies.

storage

Xpress

Z C S C C

Combination Cabinet



WHAT'S INCLUDED

1 combination cabinet with doors and/or shelves (as specified).

NOTES

Combination Cabinets are veneered on all sides except exterior back.

If Glass Doors are specified for Styles D or E, glass will be applied to the top doors only.

Locks are not available on glass doors.

Shelves are adjustable up or down approximately 2 1/2".

Metal Arch Pulls are finished in a Satin Chrome finish. Reverse Contemporary and Rectangular pull options are available in Ebony and Platinum.

Please see finish listing with codes in the Wood/Casegoods Introduction booklet.

Xpress Please note the following items are **not** available as Xpress:

- Frosted Glass Doors
- Cana's Radius Edge

PRODUCT OPTIONS

Style	Width	Depth	Door Style (If applicable)	Pull Style (If applicable)	Pull Finish (For C & B Style)	Finish	Edge Detail	Lock Option (If applicable)	Lock Finish (If applicable)
A Open cabinet with 4 adjustable shelves (shown)	30 31	20, 24	W Wood	C Reverse Contemporary Pull	52 Ebony	Natural Veneer	CG Pencil	N No Lock	52 Ebony
B Open cabinet, 3 adjustable shelves and storage cabinet at bottom	37 37		G Frosted Glass		60 Platinum	Custom Wood Stain	CP Radius	L With Lock	C9 Polished Chrome
D With storage cupboard at top, 2 adjustable shelves and storage cabinet with doors as bottom (shown)				MP Metal Arch Pull					
E Cabinet with full-height doors and 4 adjustable shelves				B Rectangular Pull					
F With split doors and 3 adjustable shelves (Shown)									

SAMPLE ORDER CODE

ZCSCC E	30	20	G	C	52	MP	CG	L	52
----------------	-----------	-----------	----------	----------	-----------	-----------	-----------	----------	-----------

DIMENSIONS INCHES / MM

PRICING

STYLE A		STYLE B					
W	D	Pencil Edge	Radius Edge				
30 / 762	20 / 508	4100	4167				
30 / 762	24 / 610	4511	4589				
37 / 940	20 / 508	4228	4296				
37 / 940	24 / 610	4651	4732				
STYLE D		STYLE E		STYLE F			
W	D	Pencil Edge	Radius Edge	Pencil Edge	Radius Edge	Pencil Edge	Radius Edge
30 / 762	20 / 508	4955	5005	5130	5180	5612	5654
30 / 762	24 / 610	5454	5502	5643	5700	6177	6216
37 / 940	20 / 508	5110	5159	5291	5344	5785	5825
37 / 940	24 / 610	5621	5670	5817	5876	6366	6408

If Frosted Glass Doors are specified, add 414 for Style D
1118 for Style E
778 for Style F

If Locks are specified, add 100 per lock

To order a Custom Color for Cana please use the code ZCCWS. A one time 1316 list charge per color applies.

ZCSCL

Combination Lateral File

WHAT'S INCLUDED

1 combination cabinet with doors and/or shelves (as specified). Front-mounted locks on lateral file drawers.

NOTES

Combination Lateral Files are veneered on all sides except exterior back.

Shelves are adjustable up or down approximately 2 1/2".

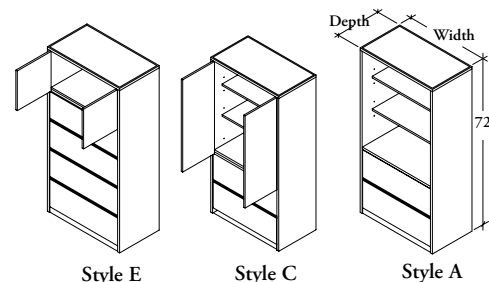
Locks are not available on glass doors.

Metal Arch Pulls are finished in a Satin Chrome finish. Reverse Contemporary and Rectangular pull options are available in Ebony and Platinum.

Please see finish listing with codes in the Wood/Casegoods Introduction booklet.

Xpress Please note the following items are not available as Xpress:

- Frosted Glass Doors
- Cana's Radius Edge
- Maple Drawer Box



PRODUCT OPTIONS

Style	Width	Depth	Door Style (If applicable)	Pull Style	Pull Finish (For C & B Style)	Finish	Edge Detail	Drawer Box (If applicable)	Lock Option (If applicable)	Lock Finish (If applicable)
A Two-High Lateral with 2 adjustable shelves at top (shown)	30 31 37 37	20, 24	W Wood G Frosted Glass	C Reverse Contemporary Pull MP Metal Arch Pull B Rectangular Pull	52 Ebony 60 Platinum	Natural Veneer Custom Wood Stain	CG Pencil CP Radius	52 Ebony MP Solid Natural Maple	N No Lock L With Lock	52 Ebony C9 Polished Chrome
B Two-High Lateral, 1 adjustable shelf and storage cupboard at top										
C Two-High Lateral, cabinet with doors and 2 adjustable shelves at top (Shown)										
D Four-High Lateral with 4 drawers and open space at top										
E Four-High Lateral with storage cupboard at top (shown)										

SAMPLE ORDER CODE

ZCSCL A	30	20	G	C	52	MP	CG	52	L	52
---------	----	----	---	---	----	----	----	----	---	----

DIMENSIONS INCHES / MM

W	D
30 / 762	20 / 508
30 / 762	24 / 610
37 / 940	20 / 508
37 / 940	24 / 610
30 / 762	20 / 508
30 / 762	24 / 610
37 / 940	20 / 508
37 / 940	24 / 610
30 / 762	20 / 508
30 / 762	24 / 610
37 / 940	20 / 508
37 / 940	24 / 610

PRICING

Pencil Edge		Radius Edge	
Ebony Drawer	Maple Drawer	Ebony Drawer	Maple Drawer
STYLE A			
5332	5658	5380	5707
5868	6195	5919	6245
5499	5837	5547	5885
6049	6387	6100	6438
STYLE B			
5914	6240	5945	6272
6507	6834	7254	7581
6093	6430	6131	6469
6709	7045	6742	7080
STYLE C			
6239	6566	6270	6598
6865	7192	6899	7225
6432	6770	6468	6804
7078	7414	7112	7450

DIMENSIONS INCHES / MM

W	D
30 / 762	20 / 508
30 / 762	24 / 610
37 / 940	20 / 508
37 / 940	24 / 610
30 / 762	20 / 508
30 / 762	24 / 610
37 / 940	20 / 508
37 / 940	24 / 610

PRICING

Pencil Edge		Radius Edge	
Ebony Drawer	Maple Drawer	Ebony Drawer	Maple Drawer
STYLE D			
6774	7425	6796	7445
7451	8100	7476	8126
6985	7658	7008	7681
7684	8357	7707	8380
STYLE E			
7523	8173	7531	8180
8274	8924	8283	8932
7753	8426	7761	8435
8529	9202	8537	9211

If Frosted Glass Doors are specified, add 414 for Style B and Style E

If Frosted Glass Doors are specified, add 778 for Style C

If Locks are specified, add 100 per lock

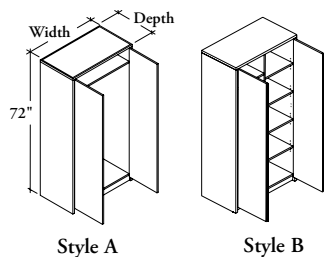
To order a Custom Color for Cana please use the code ZCCWS. A one time 1316 list charge per color applies.

storage

Xpress

ZCSSC

Wardrobe Storage Cabinet



WHAT'S INCLUDED

1 wardrobe storage cabinet with coat rod (20" deep units will have a coat hook in place of a closet rod).

NOTES

Wardrobe Storage Cabinets are veneered on all sides except exterior back.

Shelves are adjustable up or down approximately 2 1/2" on Style B only.

Metal Arch Pulls are finished in a Satin Chrome finish. See below for additional pull styles.

Please see finish listing with codes in the Wood/Casegoods Introduction booklet.

Xpress Please note the following item is **not** available as Xpress:

– Cana's Radius Edge

PRODUCT OPTIONS

Style	Width	Depth	Pull Style	Pull Finish (For C & B Style)	Finish	Edge Detail	Lock Option	Lock Finish (If applicable)
A With doors, coat rack and hat shelf	30 31	20, 24	C Reverse Contemporary Pull	52 Ebony	Natural Veneer	CG Pencil	N No Lock	52 Ebony
	37 37			60 Platinum				Custom Wood Stain
B With doors, half coat rack, other half with 4 adjustable shelves			MP Metal Arch Pull					
			B Rectangular Pull					

SAMPLE ORDER CODE

ZCSSC A	30	20	C	52	MP	CG	N	
---------	----	----	---	----	----	----	---	--

DIMENSIONS INCHES / MM

PRICING

		STYLE A		STYLE B	
W	D	Pencil Edge	Radius Edge	Pencil Edge	Radius Edge
30 / 762	20 / 508	4459	4520	5485	5541
30 / 762	24 / 610	4903	4975	6036	6093
37 / 940	20 / 508	4595	4660	5656	5711
37 / 940	24 / 610	5059	5124	6220	6282

If Locks are specified, add 100 per lock

To order a Custom Color for Cana please use the code ZCCWS. A one time 1316 list charge per color applies.

ZCCSCH

Half Storage Cabinet

WHAT'S INCLUDED

1 half storage cabinet with coat rod (20" d units will have a coat hook in place of a closet rod)

NOTES

Half Storage Cabinets are veneered on all sides except exterior back.

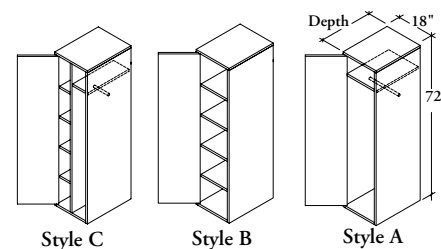
Shelves are adjustable up or down approximately 2 1/2".

Metal Arch Pulls are finished in a Satin Chrome finish. See below for additional pull styles.

Please see finish listing with codes in the Wood/Caseworks Introduction booklet.

Xpress Please note the following items are not available as Xpress:

- Cana's Radius Edge
- Maple Drawer Box



PRODUCT OPTIONS

Style	Width	Depth	Door Swing Direction	Pull Style	Pull Finish (For C & B Style)	Finish	Edge Detail	Lock Option	Lock Finish (If applicable)
A With door and coat rack	18	20, 24	L Left Handed (Shown) R Right Handed	C Reverse Contemporary Pull MP Metal Arch Pull B Rectangular Pull	52 Ebony 60 Platinum	Natural Veneer Custom Wood Stain	CG Pencil CP Radius	N No Lock L With Lock	52 Ebony C9 Polished Chrome
B With door and 4 adjustable shelves									
C With door, half coat rack, other half with 4 adjustable shelves									

SAMPLE ORDER CODE

ZCCSCH C	18	20	L	B	52	ZE	CG	N	
----------	----	----	---	---	----	----	----	---	--

DIMENSIONS INCHES / MM

PRICING

		STYLE A		STYLE B		STYLE C	
W	D	Pencil Edge	Radius Edge	Pencil Edge	Radius Edge	Pencil Edge	Radius Edge
18 / 457	20 / 508	4167	4227	4797	4848	5129	5175
18 / 457	24 / 610	4296	4360	4948	4992	5291	5341

If Locks are specified, add 100 per lock

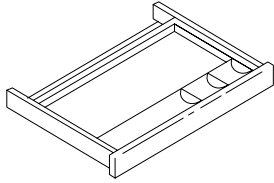
To order a Custom Color for Cana please use the code ZCCWS. A one time 1316 list charge per color applies.

accessories

product map

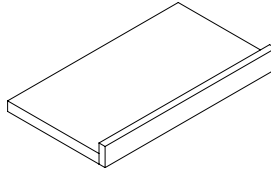
Z A C D Desk and Credenza Centre
Drawer

Page 88



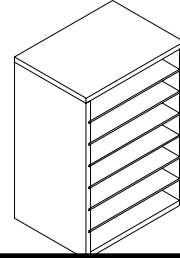
Z A K T Keyboard Tray

Page 89



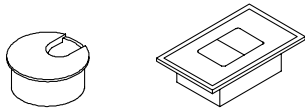
Z A F S Freestanding Paper Storage
Unit

Page 90



Z A G Grommets

Page 91



Xpress

Z A C D

Desk and Credenza Centre Drawer

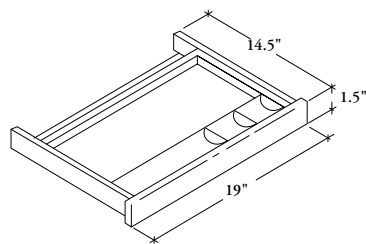
WHAT'S INCLUDED

1 drawer with pencil tray.

NOTES

Drawer box is Maple with a solid wood front.

Please see finish listing with codes in the Wood/Casegoods Introduction booklet.



PRODUCT OPTIONS

Finish

52 Ebony (Painted MDF)

60 Platinum (Painted MDF)

74 Storm White (Painted MDF)

Natural Veneer

Custom Wood Stain

SAMPLE ORDER CODE

ZACD MP

PRICING

1162

To order a Custom Color for Cana please use the code ZCCWS. A one time 1316 list charge per color applies.

Xpress

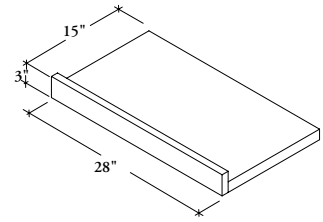
ZAKT

Keyboard Tray

NOTES

Keyboard surface has a Melamine finish and the wood rail is available in painted MDF or solid wood front.

Please see finish listing with codes in the Wood/Casegoods Introduction booklet.



PRODUCT OPTIONS

Rail Finish

- 52 Ebony (Painted MDF)
- 60 Platinum (Painted MDF)
- 74 Storm White (Painted MDF)
- Natural Veneer
- Custom Wood Stain

SAMPLE ORDER CODE

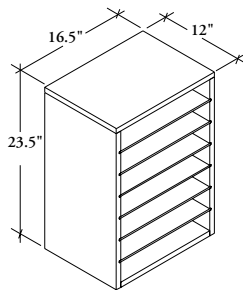
ZAKT WJ

PRICING

364

To order a Custom Color for Cana please use the code ZCCWS. A one time 1316 list charge per color applies.

Z A F S Freestanding Paper Storage Unit



WHAT'S INCLUDED

This unit includes 6 shelves that have a 2 1/2" opening. Opening can be increased by removing shelves.

NOTES

Please see finish listing with codes in the Wood/Caseworks Introduction booklet.

PRODUCT OPTIONS

Finish

Natural Veneer
Custom Wood Stain

SAMPLE ORDER CODE

ZAFS MP

PRICING

1619

To order a Custom Color for Cana please use the code ZCCWS. A one time 1316 list charge per color applies.

Z A G

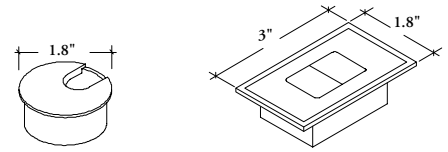
Grommets

WHAT'S INCLUDED

1 grommet (as specified).

NOTES

Please see page 24 in the *Application Guide* section for details on grommet locations.



PRODUCT OPTIONS

Style	
OPA	Round Black Plastic
OMA	Round Black Metal
OMB	Round Polished Brass Metal
OMC	Round Satin Chrome Metal
OMD	Round Polished Chrome Metal
OME	Round Antique Brass Metal
RMA	Rectangular Black Metal

SAMPLE ORDER CODE

ZAG OPA

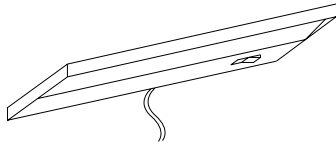
PRICING

Plastic	Round Metal	Rectangular Metal
92	197	287

lighting & electrics

Z A T L Task Light

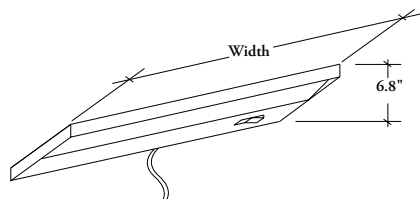
Page 94



Xpress

ZATL

Task Light



NOTES

The Task Light comes complete with clear acrylic prismatic lens, separate power supply cord for each fixture.

Aluminum reflector in Black sheet metal housing clear acrylic diffuser.

9' Black cord and T8 Octron lamps.

The 18" light requires a 24" wide minimum cabinet

The 24" light requires a 30" wide minimum cabinet

The 36" light requires a 42" wide minimum cabinet

The 48" light requires a 54" wide minimum cabinet

All electrical items are UL listed and comply with the requirements of the National Electric Code. However, items on this page may not meet other local electrical codes. Specific requirements for various localities are the responsibility of the ordering party and it is understood that local code compliance is the responsibility of the buyer.

PRODUCT OPTIONS

Width
18, 24, 36, 48

SAMPLE ORDER CODE

ZATL 24

**DIMENSIONS
INCHES / MM**

W
18 / 457
24 / 610
36 / 914
48 / 1219

PRICING

571
585
630
699

teknion

www.teknion.com

CAN/US/INT 09-23
©Teknion 2024

®, ™ trade marks of Teknion Corporation
and/or its subsidiaries or licensed to it.
Patents may be pending.

Some products may not be available in
all markets. Contact your local Teknion
Representative for availability.

SEPT24-WC-CANA