

teknion


In January 2016, Teknion introduced the Teknion Text Standard.

Objectives of Teknion Text standard

- Make life of specifiers easier by reducing the time and effort it takes to create layouts.
- Minimize errors by making the “check plot” drawings easier to check and distinguish between products within a product group.
- Maximize the checking process by including product codes, installer codes, and easy access to PPG’s.

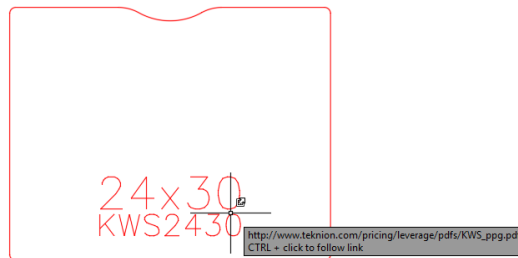
Teknion Text Standard Overview

1. 2d symbols from Text Standard catalogs have up to 4 pieces of texts each describing information that pertains to different drawing needs:
 - Text 1 (T1) – conveys the product’s part number
 - Text 2 (T2) – conveys the main installer text (e.g. 22 x 48)
 - Text 3 (T3) & Text (T4) – convey additional installer text for electrical symbols
2. Each text is on its own layer so that they can be turned on or off depending on information needed.
3. Texts have been strategically located, i.e. installer text sitting directly above the specifier text, to minimize overlapping texts when creating layouts.
4. Installer and specifier text height varies between 3”, 2” and 1.5” and text width is 1”. Size of text is aligned to size of product.
5. Texts use the ‘Teknion’ text style with the ‘RomanS’ font. Texts are crisp and clear.
6. Texts are moveable and editable in specifying software so that users can make changes if required.
7. Text color matches color of 2d symbol to easily identify which texts belong to which symbol.
8. 2d symbols are hyperlinked to the electronic Product Pricing Guide (e.P.P.G) page for users to easily access product and pricing information.

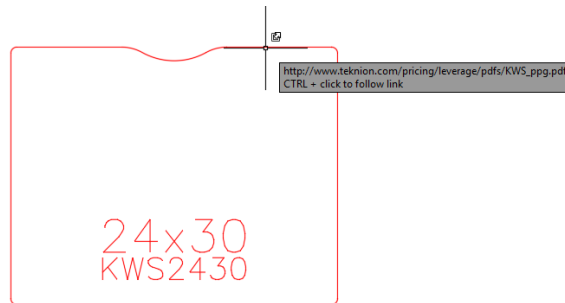


Please note that hyperlink functionality varies between specifying packages.

- **2020 - CAP Studio** users can press 'Ctrl' and 'Left' click on any text to access the e.P.P.G page.



- **Project Matrix – Project Symbols** users can press 'Ctrl' and 'Left' click on any symbol entity (excluding texts) to access the e.P.P.G page.



As of the January 2019 update, all Teknion catalogs will have the Teknion Text Standard applied.

Please also note that your specifying software needs to be up-to-date to enjoy all Text Standard features. Please visit your software vendor's website for latest software information and details on how to update your software.

Due to specification software limitations, the Teknion Text Standard could not be applied to products inside panel builder.

If you have any questions or comments regarding this standard or would like to share ideas on future enhancements, please send an email to Louis Schincariol (Louis.schincariol@teknion.com).