

tek / n

price guide

06.2016



tek

contents

INTRODUCTION	3
DESKS	7
CLUSTERS & BENCHES	27
MEETING TABLES	37
TOPS	43
LEGS & SUPPORTS	53
SCREENS & MODESTY PANELS	64
CABLE MANAGEMENT & ACCESSORIES	87
STORAGE	95
FABRICS & FINISHES	105

introduction

introduction

INDEX – BY SECTION	4
INDEX – BY PRODUCT	5

index – by section

Section Contents	Product Code	Page No.
DESKS		
Rectangular Desk (Fixed-Height)	YNTC	10
Rectangular Add-On Desk	YNTCA	11
Rectangular Add-On Return Desk	YNTCR	12
Concave Wave Desk	YNTCCW	13
Concave Wave Add-On Desk	YNTCCWA	14
Management Desk	YNTCM	15
120° Corner Desk	YNTC120	16
120° Corner Add-On Desk	YNTC120A	17
90° Corner Desk	YNTC90	18
90° Corner Add-On Desk	YNTC90A	19
Rectangular Desk (Height-Adjustable)	YNTCHA	20
Rectangular Add-On Return Desk (Height-Adjustable)	YNTCRHA	21
Concave Wave Desk (Height-Adjustable)	YNTCCWHA	22
Management Desk (Height-Adjustable)	YNTCMHA	23
120° Corner Desk (Height-Adjustable)	YNTC12HA	24
90° Corner Desk (Height-Adjustable)	YNTC90HA	25
CLUSTERS & BENCHES		
90° Corner Desk Cluster	YNTC904	30
90° Corner Add-On Desk Cluster	YNTC904A	31
120° Corner Desk Cluster	YNTC123	32
120° Corner Add-On Desk Cluster	YNTC123A	33
Double-Sided Bench	YNTCBD	34
Double-Sided Add-On Bench	YNTCBDA	35
MEETING TABLES		
Rectangular Meeting Table	YNTCRMT	40
Circular Meeting Table	YNTCCMT	41
TOPS		
Rectangular Top	YNTWR	46
Rectangular Return Top	YNTCRTW	47
Concave Top	YNTCWW	48
90° Corner Top	YNTC90W	49
120° Corner Top	YNTC120W	50
Management Top	YNTCMW	51
LEGS & SUPPORTS		
Fixed Leg, Single & Shared	YNTCLFH	56
Shared Intermediate Fixed Leg	YNTCLFIN	57
Fixed Leg Cruciform Middle Support	YNTCLFCR	58
Single Height-Adjustable Leg	YNTCLHA	59
Worksurface	KLBRKT	60
Fixed Single Leg	KLBLFH	61
SCREENS & MODESTY PANEL		
Two-Way 180° Connection	KLBC C_00	66
Three-Way 120° Connection	KLBC C_12	67
Three-Way 180° Connection	KLBC C_18	68
Four-Way 90° Connection	KLBC C_4	69
Two-Way 90° Connection	KLBC C_90	70

Section Contents	Product Code	Page No.
Fabric Bottom & Top Screen	KLBF F	71
Fabric Bottom, Middle & Glazed Top Panel	KLBF FG	72
Fabric Bottom & Glazed Top Screen	KLBF G	73
Fabric Bottom & Slat Top Screen	KLBF S	74
Fabric Bottom & Slat Middle & Glazed Top Screen	KLBF SG	75
Rectangular Accessory Rail Screen	YBTCRSA	76
Rectangular Management Rail Screen	YBTCRST	77
Intermediate Acrylic Screen	YBTCACIM	78
Linking Post for Screens	YBTCPOST	79
Frame Screen	YBTCRFS	80
Modesty Panel	YNTCMODP	81
Infill Panel	YNTCINFL	82
CABLE MANAGEMENT & ACCESSORIES		
Mounted Cable Tray / Metal Tray	YNTCTRY	88
Cable Riser	YNTCICR	89
CPU Holder	YNTCCPU	90
Height Flexibility Kit	YNTCIHJM	91
Hanging Whiteboard	KLAHWB	92
STORAGE		
Universal Pedestal	YUNIMU	98
Credenza	YNTCDRLS	99
Lateral File	YNTCDWLS	100
Open Fronted with Shelf	YNTCOFS	101
Tek-N Pedestal	KLBP MU	102
FABRICS & FINISHES		
Listings & Application Matrices		106

Section Contents	Product Code	Page No.
120° Corner Add-On Desk	YNTC120A	17
120° Corner Add-On Desk Cluster	YNTC123A	33
120° Corner Desk	YNTC120	16
120° Corner Desk (Height-Adjustable)	YNTC12HA	24
120° Corner Desk Cluster	YNTC123	32
120° Corner Top with Beams and Central Leg	YNTC120W	50
90° Corner Add-On Desk	YNTC90A	19
90° Corner Add-On Desk Cluster	YNTC904A	31
90° Corner Desk	YNTC90	18
90° Corner Desk (Height-Adjustable)	YNTC90HA	25
90° Corner Desk Cluster	YNTC904	30
90° Corner Top with Beam	YNTC90W	49
Cable Riser	YNTCICR	89
Circular Meeting Table	YNTCCMT	41
Concave Wave Add-On Desk	YNTCCWA	14
Concave Wave Desk	YNTCCW	13
Concave Wave Desk (Height-Adjustable)	YNTCCWHA	22
Concave Wave Top with Beam	YNTCCW	48
Credenza	YNTCDRLS	99
Double-Sided Add-On Bench	YNTCBDA	35
Double-Sided Bench	YNTCBD	34
Fabric Bottom & Glazed Top Screen	KLBFG	73
Fabric Bottom & Slat Middle & Glazed Top Screen	KLBFSG	75
Fabric Bottom & Slat Top Screen	KLBFS	74
Fabric Bottom & Top Screen	KLBFF	71
Fabric Bottom, Middle & Glazed Top Panel	KLBFFG	72
Fixed Leg Cruciform Middle Support	YNTCLFCR	58
Fixed Leg, Single Leg	KLBLFH	61
Fixed Leg, Single & Shared	YNTCLFH	56
Four-Way 90° Connection	KLBC_4	69
Frame Screen	YBTCRFS	80
Hanging Whiteboard	KLAHWB	92
Infill Panel	YNTCINFL	82
Intermediate Acrylic Screen	YBTCACIM	78
Lateral File	YNTCDWLS	100
Linking Post for Screens	YBTCPOST	79
Management Desk	YNTCM	15
Management Desk (Height-Adjustable)	YNTCMHA	23
Management Top with Beam	YNTCMW	51
Modesty Panel	YNTCMODP	81
Open Fronted with Shelf	YNTCOFS	101
Rectangular Accessory Rail Screen	YBTCRSA	76
Rectangular Add-On Desk	YNTCA	11
Rectangular Add-On Return Desk	YNTCR	12
Rectangular Add-On Return Desk (Height-Adjustable)	YNTCRHA	21
Rectangular Desk (Fixed-Height)	YNTC	10
Rectangular Desk (Height-Adjustable)	YNTCHA	20
Rectangular Management Rail Screen	YBTCRST	77

Section Contents	Product Code	Page No.
Rectangular Meeting Table	YNTCRMT	40
Rectangular Return Top with Beam	YNTCRTW	47
Rectangular Top with Beam	YNTWR	46
Shared Intermediate Fixed Leg	YNTCLFIN	57
Single Height-Adjustable Leg	YNTCLHA	59
Tek-N Pedestal	KLBPUM	102
Three-Way 120° Connection	KLBC_12	67
Three-Way 180° Connection	KLBC_18	68
Two-Way 180° Connection	KLBC_00	66
Two-Way 90° Connection	KLBC_90	70
Universal Pedestal	YUNIMU	98
Worksurface Bracket	KLBRKT	60

desks

desks

PRODUCT MAP / TABLE OF CONTENTS8

PRODUCT LISTING10

product map

YNTC Rectangular Desk (Fixed-Height)

Page 10
Depth: 60cm & 80cm / Width: 100cm – 200cm



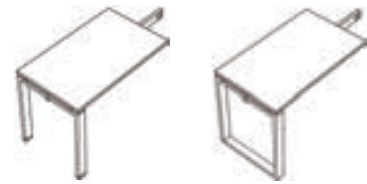
YNTCA Rectangular Add-On Desk

Page 11
Depth: 60cm & 80cm / Width: 100cm – 200cm



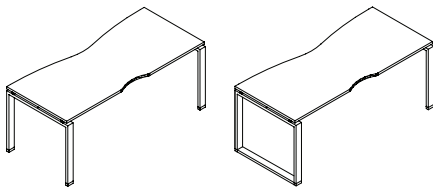
YNTCR Rectangular Add-On Return Desk

Page 12
Depth: 60cm / Width: 80cm – 120cm



YNTCCW Concave Wave Desk

Page 13
Depth: 80cm / Width: 100cm – 200cm



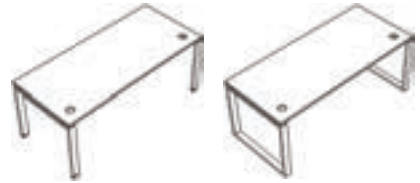
YNTCCWA Concave Wave Add-On Desk

Page 14
Depth: 80cm / Width: 100cm – 200cm



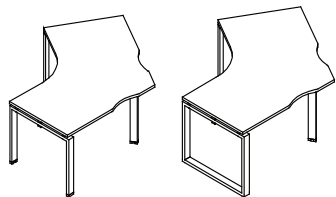
YNTCM Management Desk

Page 15
Depth: 80cm / Width: 150cm – 200cm



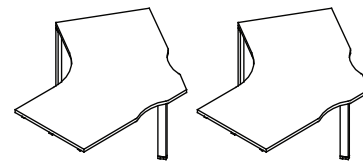
YNTC120 120° Corner Desk

Page 16
Depth: 60cm & 80cm / Width: 120cm



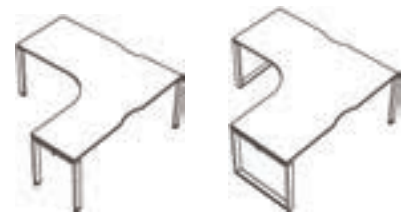
YNTC120A 120° Corner Add-On Desk

Page 17
Depth: 60cm & 80cm / Width: 120cm



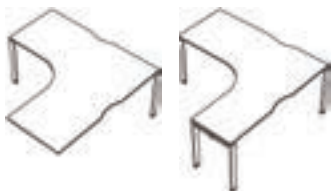
YNTC90 90° Corner Desk

Page 18
Depth A: 60cm & 80cm / Depth B: 60cm & 80cm / Width: 150cm – 180cm



YNTC90A 90° Corner Add-On Desk

Page 19
Depth A: 60cm & 80cm / Depth B: 60cm & 80cm / Width: 150cm – 180cm



YNTCHA Rectangular Desk (Height-Adjustable)

Page 20
Depth: 60cm & 80cm / Width: 100cm – 240cm



YNTCRHA Rectangular Add-On Return Desk (Height-Adjustable)

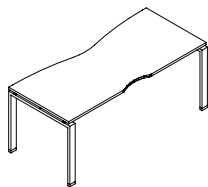
Page 21
Depth: 60cm / Width: 80cm – 120cm



product map

**YNTCCWHA Concave Wave Desk
(Height-Adjustable)**

Page 22
Depth: 80cm / Width: 100cm – 200cm



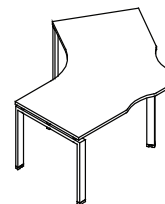
**YNTCMHA Management Desk
(Height-Adjustable)**

Page 23
Depth: 80cm / Width: 150cm – 200cm



**YNTC12HA 120° Corner Desk
(Height-Adjustable)**

Page 24
Depth: 60cm & 80cm / Width: 120cm



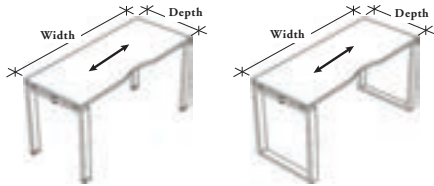
**YNTC90HA 90° Corner Desk
(Height-Adjustable)**

Page 25
Depth A: 60cm & 80cm / Depth B: 60cm & 80cm / Width: 150cm – 180cm



YNTC

Rectangular Desk (Fixed-Height)



The Rectangular Desk (Fixed-Height) is a linear desk that can be used on its own or with other desks to form clusters or bench configurations.

WHAT'S INCLUDED

1 worksurface (YNTWR), 1 beam, 2 fixed legs, 4 spacer kits and fasteners.

NOTES

Worksurface has a 1.5 cm gap at the back to allow clearance for electric cut outs, etc.

Worksurface comes with a scallop.

PRODUCT OPTIONS

Leg Style	Depth	Width	Cable Access	Surface Finish	Support Finish
N "n" Shape	06 60cm	10 100cm	A Without Flip-Up	Source Laminate	7 Platinum
O * "o" Shape	08 80cm	12 120cm	B With Flip-Up	Foundation Laminate	Q Storm White
		14 140cm			
		15 150cm			
		16 160cm			
		18 180cm			
		20 200cm			

SAMPLE ORDER CODE

YNTC N	06	10	B	Y8	7
--------	----	----	---	----	---

DIMENSIONS CODE / CM

D	W
06 / 60	10 / 100
06 / 60	12 / 120
06 / 60	14 / 140
06 / 60	15 / 150
06 / 60	16 / 160
06 / 60	18 / 180
06 / 60	20 / 200
08 / 80	10 / 100
08 / 80	12 / 120
08 / 80	14 / 140
08 / 80	15 / 150
08 / 80	16 / 160
08 / 80	18 / 180
08 / 80	20 / 200

PRICING

"n" SHAPE (N)		"o" SHAPE (O)	
Source Laminate	Foundation Laminate	Source Laminate	Foundation Laminate
461	554	554	n/a
462	555	555	n/a
491	590	590	n/a
494	593	593	n/a
496	596	596	n/a
502	603	603	n/a
536	644	644	n/a
512	615	615	n/a
513	616	616	n/a
546	656	656	n/a
549	659	659	n/a
551	662	662	n/a
557	669	669	n/a
606	728	728	n/a

If Cable Access with Flip-Up is specified, add 89

* "o" leg is not available at this time.

The Rectangular Add-On Desk attaches to another freestanding desk or a Cluster.

WHAT'S INCLUDED

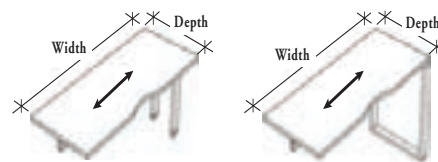
1 rectangular worksurface, 1 beam, 2 fixed legs, 1-2 spacer kits (depending on leg style) and fasteners.

NOTES

Worksurface has a 1.5 cm gap at the back to allow clearance for electric cut outs, etc.

Worksurface comes with a scallop.

YNTCA
Rectangular Add-On Desk



PRODUCT OPTIONS

Leg Type	Leg Style	Depth	Width	Cable Access	Surface Finish	Support Finish	
N "n" Shape	B Fixed	06 60cm	10 100cm	A Without Flip-Up	Source Laminate	7 Platinum	
O * "o" Shape		08 80cm	12 120cm	B With Flip-Up	Foundation Laminate	Q Storm White	
				14 140cm			
				15 150cm			
				16 160cm			
				18 180cm			
				20 200cm			

SAMPLE ORDER CODE

YNTCA N	B	06	10	B	Y8	7
----------------	----------	-----------	-----------	----------	-----------	----------

DIMENSIONS
CODE / CM

D	W
06 / 60	10 / 100
06 / 60	12 / 120
06 / 60	14 / 140
06 / 60	15 / 150
06 / 60	16 / 160
06 / 60	18 / 180
06 / 60	20 / 200
08 / 80	10 / 100
08 / 80	12 / 120
08 / 80	14 / 140
08 / 80	15 / 150
08 / 80	16 / 160
08 / 80	18 / 180
08 / 80	20 / 200

PRICING

"n" SHAPE (N)		"o" SHAPE (O)	
Source Laminate	Foundation Laminate	Source Laminate	Foundation Laminate
346	439	401	n/a
347	440	406	n/a
376	475	439	n/a
379	478	442	n/a
381	481	445	n/a
387	488	452	n/a
421	529	495	n/a
391	494	463	n/a
392	495	466	n/a
425	535	506	n/a
428	538	511	n/a
430	541	516	n/a
436	548	523	n/a
485	607	586	n/a

If Cable Access with Flip-Up is specified, add 89

* "o" leg is not available at this time.

YNTCR

Rectangular Add-On Return Desk

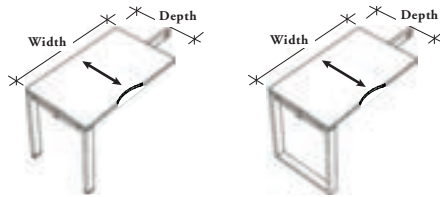
Rectangular Add-On Return Desk attaches to the Rectangular Desk (YNTC) to create a 90° corner return surface.

WHAT'S INCLUDED

1 worksurface, 1 fixed leg, 1 beam & 2 spacer kits and fasteners.

NOTES

Worksurface comes with a scallop.



12

PRODUCT OPTIONS

Leg Type	Depth	Width	Cable Access	Surface Finish	Support Finish
N "n" Shape	06 60cm	08 80cm	A Without Flip-Up	Source Laminate	7 Platinum
O * "o" Shape		10 100cm	B With Flip-Up	Foundation Laminate	Q Storm White
		12 120cm	N No Scallop		

SAMPLE ORDER CODE

YNTCR N	06	08	B	Y8	7
---------	----	----	---	----	---

DIMENSIONS CODE / CM

D	W
06 / 60	08 / 80
06 / 60	10 / 100
06 / 60	12 / 120

PRICING

"n" SHAPE (N)		"o" SHAPE (O)	
Source Laminate	Foundation Laminate	Source Laminate	Foundation Laminate
327	396	396	n/a
332	402	402	n/a
334	405	405	n/a

If Cable Access with Flip-Up is specified, add 89

* "o" leg is not available at this time.

The Concave Wave Desk has deeper end sections to accommodate items such as monitors and central section that is more shallow to reduce footprint.

WHAT'S INCLUDED

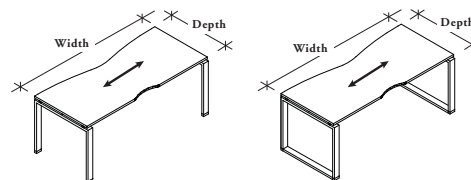
1 worksurface, 1 beam, 2 fixed legs, 4 spacer kits and fasteners.

NOTES

Worksurface has a 1.5 cm gap at the back to allow clearance for electric cut outs, etc.

Worksurface comes with a scallop.

YNTCCW
Concave Wave Desk



PRODUCT OPTIONS

Leg Type	Depth	Width	Cable Access	Surface Finish	Support Finish
N "n" Shape	08 80cm	10 100cm	A Without Flip-Up	Source Laminate	7 Platinum
O * "o" Shape		12 120cm	B With Flip-Up	Foundation Laminate	Q Storm White
		14 140cm			
		15 150cm			
		16 160cm			
		18 180cm			
		20 200cm			

SAMPLE ORDER CODE

YNTCCW N	08	10	B	Y8	7
----------	----	----	---	----	---

DIMENSIONS
CODE / CM

D	W
08 / 80	10 / 100
08 / 80	12 / 120
08 / 80	14 / 140
08 / 80	15 / 140
08 / 80	16 / 160
08 / 80	18 / 180
08 / 80	20 / 200

PRICING

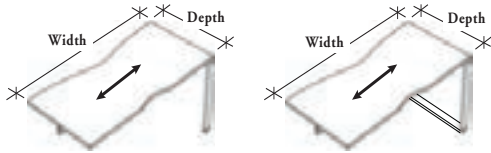
"n" SHAPE (N)		"o" SHAPE (O)	
Source Laminate	Foundation Laminate	Source Laminate	Foundation Laminate
538	646	646	n/a
541	650	650	n/a
570	684	684	n/a
572	687	687	n/a
574	689	689	n/a
586	704	704	n/a
630	756	756	n/a

If Cable Access with Flip-Up is specified, add 89

* "o" leg is not available at this time.

YNTCCWA

Concave Wave Add-On Desk



The Concave Wave Add-On Desk attaches to another freestanding desk or a Cluster. It has deeper end sections to accommodate items such as monitors and central section that is more shallow to reduce footprint.

WHAT'S INCLUDED

1 worksurface, 1 beam, 2 fixed legs, 1-2 spacer kits (depending on leg style) and fasteners.

NOTES

Worksurface has a 1.5 cm gap at the back to allow clearance for electric cut outs, etc.

Worksurface comes with a scallop.

I4

PRODUCT OPTIONS

Leg Type	Leg Style	Depth	Width	Cable Access	Surface Finish	Support Finish
N "n" Shape	A Intermediate	08 80cm	10 100cm	A Without Flip-Up	Source Laminate	7 Platinum
O "o" Shape	B Fixed		12 120cm	B With Flip-Up	Foundation Laminate	Q Storm White
			14 140cm			
			15 150cm			
			16 160cm			
			18 180cm			
			20 200cm			

SAMPLE ORDER CODE

YNTCCWA N	B	08	10	B	Y8	7
-----------	---	----	----	---	----	---

DIMENSIONS CODE / CM

D	W
08 / 80	10 / 100
08 / 80	12 / 120
08 / 80	14 / 140
08 / 80	15 / 150
08 / 80	16 / 160
08 / 80	18 / 180
08 / 80	20 / 200

PRICING

"n" SHAPE (N)

Source Laminate	Foundation Laminate
417	525
420	529
449	563
451	566
453	568
465	583
509	635

"o" SHAPE (O)

Source Laminate	Foundation Laminate
472	n/a
474	n/a
510	n/a
512	n/a
515	n/a
529	n/a
583	n/a

If Cable Access with Flip-Up is specified, add 89

* "o" leg is not available at this time.

The Management Desk is a freestanding desk for individual use. Screens or Modesty Panels can be mounted to the Management Desk to provide additional functionality. It has both vertical and horizontal wire management capabilities.

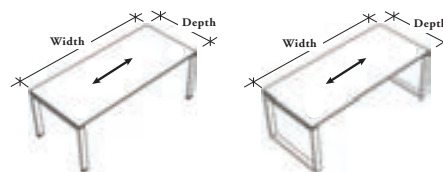
WHAT'S INCLUDED

1 worksurface, 1 beam, 2 fixed legs with levelers, 4 spacer kits and fasteners.

NOTES

Modesty Panels can be added for privacy and side returns can be used to form 90° desk.

**YNTCM
Management Desk**



PRODUCT OPTIONS

Leg Type	Depth	Width	Grommet Finish	Surface Finish	Support Finish
N "n" Shape	08 80cm	15 150cm	L Left Handed	Source Laminate	7 Platinum
O * "o" Shape		16 160cm	R Right Handed	Foundation Laminate	Q Storm White
		18 180cm	N No Grommet		
		20 200cm			

SAMPLE ORDER CODE

YNTCM N	08	16	R	Y8	7
---------	----	----	---	----	---

**DIMENSIONS
CODE / CM**

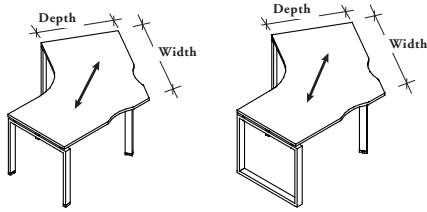
D	W
08 / 80	15 / 150
08 / 80	16 / 160
08 / 80	18 / 180
08 / 80	20 / 200

PRICING

"n" SHAPE (N)		"o" SHAPE (O)	
Source Laminate	Foundation Laminate	Source Laminate	Foundation Laminate
581	698	698	n/a
584	701	701	n/a
590	708	708	n/a
640	768	768	n/a

* "o" leg is not available at this time.

YNTC120 120° Corner Desk



120° Corner Desk is designed to form 120° corners in freestanding applications.

WHAT'S INCLUDED

1 worksurface, 2 fixed legs, 1 single leg, 2 beams, 4 spacer kits and fasteners.

NOTES

Limited offering of Source & Foundation Laminate, please see Fabrics & Finishes Section.

If flip-up is specified, it will be positioned at the right hand side of the user.

Worksurface has a 1.5 cm gap at the back to allow clearance for electric cut outs, etc.

Worksurface comes with a scallop.

16

PRODUCT OPTIONS

Leg Type	Depth	Width	Cable Access	Surface Finish	Support Finish
N "n" Shape	06 60cm	12 120cm	A Without Flip-Up	Source Laminate	7 Platinum
O * "o" Shape	08 80cm		B With Flip-Up	Foundation Laminate	Q Storm White

SAMPLE ORDER CODE

YNTC120 N	06	12	B	Y8	7
-----------	----	----	---	----	---

DIMENSIONS CODE / CM

D	W
06 / 80	12 / 120
08 / 80	12 / 120

PRICING

"n" SHAPE (N)		"o" SHAPE (O)	
Source Laminate	Foundation Laminate	Source Laminate	Foundation Laminate
834	1025	1001	n/a
1039	n/a	1247	n/a

If Cable Access with Flip-Up is specified, add 89

* "o" leg is not available at this time.

120° Corner Add-On Desk attaches to another freestanding desk or a Cluster.

WHAT'S INCLUDED

1 worksurface, 1 fixed leg, 1 single leg, 2 beams, 2 spacer kits and fasteners.

NOTES

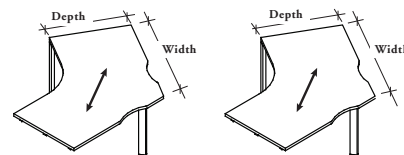
Limited offering of Source & Foundation Laminate, please see Fabrics & Finishes Section.

Not all depth/width combinations are available. See pricing for exact offering.

Worksurface has a 1.5 cm gap at the back to allow clearance for electric cut outs, etc.

Worksurface comes with a scallop.

YNTC120A
120° Corner Add-On Desk



PRODUCT OPTIONS

Leg Type	Leg Style	Depth	Width	Cable Access	Surface Finish	Support Finish
N "n" Shape	A Intermediate	06 60cm	12 120cm	A Without Flip-Up	Source Laminate	7 Platinum
O * "o" Shape	B Fixed	08 80cm		B With Flip-Up	Foundation Laminate	Q Storm White

SAMPLE ORDER CODE

YNTC120A N	A	06	12	B	Y8	7
------------	---	----	----	---	----	---

DIMENSIONS
CODE / CM

D	W
06 / 60	12 / 120
08 / 80	12 / 120

PRICING

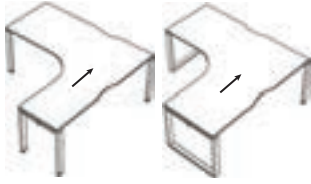
"n" SHAPE (N)		"o" SHAPE (O)	
Source Laminate	Foundation Laminate	Source Laminate	Foundation Laminate
719	910	810	n/a
918	n/a	1047	n/a

If Cable Access with Flip-Up is specified, add 89

* "o" leg is not available at this time.

YNTC90

90° Corner Desk



90° Corner Desk is designed to form 90° corners in freestanding applications.

WHAT'S INCLUDED

For Source Laminate: 1 worksurface, 2 beams, 3 fixed legs, 6 spacer kits and fasteners.
For Foundation Laminate: 2 worksurfaces, 2 beams, 1 worksurface support bracket, 3 fixed legs, 6 spacer kits and fasteners.

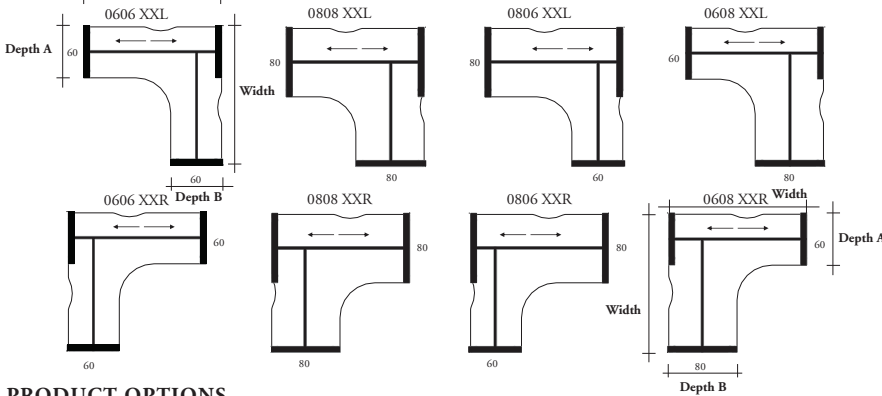
NOTES

Limited offering of Source & Foundation Laminate, please see Fabrics & Finishes Section.

If flip-up is specified, it will be positioned on Depth A side.

Worksurface has a 1.5 cm gap at the back to allow clearance for electric cut outs, etc.

Worksurface comes with a scallop.



PRODUCT OPTIONS

Leg Type	Depth A	Depth B	Width	Cable Access	Orientation	Surface Finish	Support Finish
N "n" Shape	06 60cm	06 60cm	15 150cm	A Without Flip-Up B With Flip-Up	L Left	Source Laminate	7 Platinum
O * "o" Shape	08 80cm	08 80cm	16 160cm		R Right	Foundation Laminate	Q Storm White
			18 180cm				

SAMPLE ORDER CODE

YNTC90 N	08	08	16	B	L	Y8	7
----------	----	----	----	---	---	----	---

DIMENSIONS CODE / CM

Da	Db	W
06 / 60	06 / 60	15 / 150
06 / 60	06 / 60	16 / 160
06 / 60	06 / 60	18 / 180
06 / 60	08 / 80	15 / 150
06 / 60	08 / 80	16 / 160
06 / 60	08 / 80	18 / 180
08 / 80	06 / 60	15 / 150
08 / 80	06 / 60	16 / 160
08 / 80	06 / 60	18 / 180
08 / 80	08 / 80	15 / 150
08 / 80	08 / 80	16 / 160
08 / 80	08 / 80	18 / 180

PRICING

"n" SHAPE (N)		"o" SHAPE (O)	
Source Laminate	Foundation Laminate	Source Laminate	Foundation Laminate
989	1197*	1197	n/a
992	1201*	1201	n/a
999	1209*	1209	n/a
995	1204*	1204	n/a
1009	1221*	1221	n/a
1039	1258*	1258	n/a
995	1204*	1204	n/a
1009	1221*	1221	n/a
1039	1258*	1258	n/a
995	1204*	1204	n/a
1009	1221*	1221	n/a
1039	1258*	1258	n/a

If Cable Access with Flip-Up is specified, add 89

*All Foundation Laminate worksurfaces come in two pieces.

* "o" leg is not available at this time.

90° Corner Add-On Desk attaches to another freestanding desk or a Cluster to form 90° applications.

WHAT'S INCLUDED

For Source Laminate: 1 worksurface, 2 beams, 2 fixed legs, 4 spacer kits and fasteners.
For Foundation Laminate: 2 worksurfaces, 2 beams, 1 worksurface support bracket, 2 fixed legs, 4 spacer kits and fasteners.

NOTES

Limited offering of Source & Foundation Laminate, please see Fabrics & Finishes Section.

Flip-up will be on depth A side (if specified).

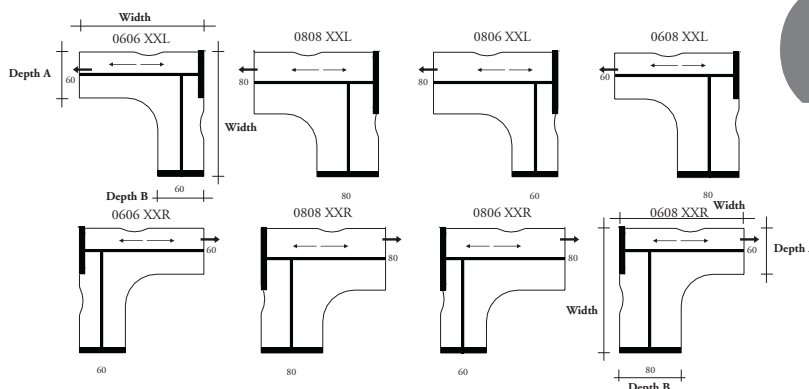
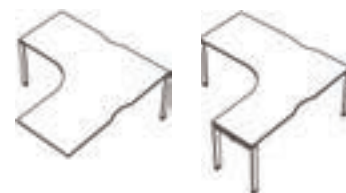
Worksurface has a 1.5 cm gap at the back to allow clearance for electric cut outs, etc.

Worksurface comes with a scallop.

In cluster applications, only fixed leg option is available.

Intermediate Leg can be ordered separately if additional leg clearance is desired.

YNTC90A
90° Corner Add-On Desk



PRODUCT OPTIONS

Leg Type	Depth A	Depth B	Width	Cable Access	Orientation	Surface Finish	Support Finish
N "n" Shape	06 60cm	06 60cm	15 150cm	A Without Flip-Up	L Left	Source Laminate	7 Platinum
O "o" Shape	08 80cm	08 80cm	16 160cm 18 180cm	B With Flip-Up	R Right	Foundation Laminate	Q Storm White

SAMPLE ORDER CODE

YNTC90A N	08	08	16	B	L	Y8	7
-----------	----	----	----	---	---	----	---

DIMENSIONS
CODE / CM

Da	Db	W
06 / 60	06 / 60	15 / 150
06 / 60	06 / 60	16 / 160
06 / 60	06 / 60	18 / 180
06 / 60	08 / 80	15 / 150
06 / 60	08 / 80	16 / 160
06 / 60	08 / 80	18 / 180
08 / 80	06 / 60	15 / 150
08 / 80	06 / 60	16 / 160
08 / 80	06 / 60	18 / 180
08 / 80	08 / 80	15 / 150
08 / 80	08 / 80	16 / 160
08 / 80	08 / 80	18 / 180

PRICING

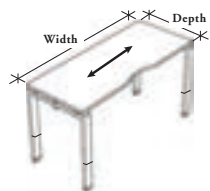
"n" SHAPE (N)		"o" SHAPE (O)	
Source Laminate	Foundation Laminate	Source Laminate	Foundation Laminate
874	1082*	1005	n/a
877	1086*	1008	n/a
884	1094*	1092	n/a
880	1089*	1012	n/a
894	1106*	1029	n/a
924	1143*	1144	n/a
874	1083*	1012	n/a
888	1100*	1029	n/a
918	1137*	1144	n/a
874	1083*	1012	n/a
888	1100*	1029	n/a
918	1137*	1144	n/a

If Cable Access with Flip-Up is specified, add 89
 *All Foundation Laminate worksurfaces come in two pieces.
 * "o" leg is not available at this time.

height-adjustable desks

YNTCHA

Rectangular Desk (Height-Adjustable)



The Rectangular Desk (Height-Adjustable) is a freestanding desk with height adjustability.

WHAT'S INCLUDED

1 worksurface, 1 beam, 2 height-adjustable legs (YNTCLHA) with levelers, 4 spacer kits and fasteners.

NOTES

Worksurface has a 1.5 cm gap at the back to allow clearance for electric cut outs, etc.

Worksurface comes with a scallop.

20

PRODUCT OPTIONS

Leg Type	Leg Type	Width	Cable Access	Surface Finish	Support Finish
N "n" Shape	06 60cm	10 100cm	A Without Flip-Up	Source Laminate	7 Platinum
	08 80cm	12 120cm	B With Flip-Up	Foundation Laminate	Q Storm White
		14 140cm			
		15 150cm			
		16 160cm			
		18 180cm			
		20 200cm			
		24 240cm			

SAMPLE ORDER CODE

YNTCHA N	06	10	B	Y8	7
----------	----	----	---	----	---

DIMENSIONS CODE / CM

D	W
06 / 60	10 / 100
06 / 60	12 / 120
06 / 60	14 / 140
06 / 60	15 / 150
06 / 60	16 / 160
06 / 60	18 / 180
06 / 60	20 / 200
08 / 80	10 / 100
08 / 80	12 / 120
08 / 80	14 / 140
08 / 80	15 / 150
08 / 80	16 / 160
08 / 80	18 / 180
08 / 80	20 / 200
08 / 80	24 / 240

PRICING

"n" SHAPE (N)	
Source Laminate	Foundation Laminate
637	765
638	766
669	803
671	806
674	809
680	816
716	860
679	815
680	816
715	858
718	862
720	864
727	873
777	933
834	1001

If Cable Access with Flip-Up is specified, add 89

The Rectangular Add-On Return Desk (Height-Adjustable) attaches to the Rectangular Desk (Height Adjustable) (YNTCHA) to create a height adjustable cluster application.

WHAT'S INCLUDED

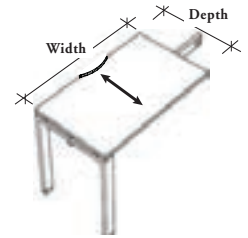
1 worksurface, 1 beam, 1 height-adjustable leg, 2 spacer kits and fasteners.

NOTES

Worksurface has a 1.5 cm gap at the back to allow clearance for electric cut outs, etc.

Worksurface comes with a scallop.

YNTCRHA Rectangular Add-On Return Desk (Height-Adjustable)



PRODUCT OPTIONS

Leg Type	Depth	Width	Cable Access	Surface Finish	Support Finish
N "n" Shape	06 60cm	08 80cm	A Without Flip-Up	Source Laminate	7 Platinum
		10 100cm	B With Flip-Up	Foundation Laminate	Q Storm White
		12 120cm	N No Scallop		

SAMPLE ORDER CODE

YNTCRHA N	06	08	B	Y8	7
-----------	----	----	---	----	---

DIMENSIONS CODE / CM

D	W
06 / 80	08 / 80
06 / 80	10 / 100
06 / 80	12 / 120

PRICING

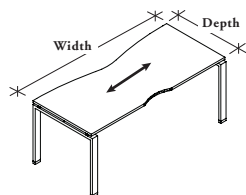
"n" SHAPE (N)	
Source Laminate	Foundation Laminate
480	581
486	589
489	592

If Cable Access with Flip-Up is specified, add 89

height-adjustable desks

YNTCCWHA

Concave Wave Desk (Height-Adjustable)



The Concave Wave Desk is a freestanding desk with height-adjustability. It has deeper end sections to accommodate items such as monitors and central section that is more shallow to reduce footprint.

WHAT'S INCLUDED

1 worksurface, 1 beam, 2 height-adjustable legs, 4 spacer kits and fasteners.

NOTES

Worksurface has a 1.5 cm gap at the back to allow clearance for electric cut outs, etc.

Worksurface comes with a scallop.

PRODUCT OPTIONS

Leg Type	Depth	Width	Cable Access	Surface Finish	Support Finish
N "n" Shape	08 80cm	10 100cm	A Without Flip-Up	Source Laminate	7 Platinum
		12 120cm	B With Flip-Up	Foundation Laminate	Q Storm White
		14 140cm			
		15 150cm			
		16 160cm			
		18 180cm			
		20 200cm			

SAMPLE ORDER CODE

YNTCCWHA N	08	10	B	Y8	7
------------	----	----	---	----	---

DIMENSIONS CODE / CM

D	W
08 / 80	10 / 100
08 / 80	12 / 120
08 / 80	14 / 140
08 / 80	15 / 150
08 / 80	16 / 160
08 / 80	18 / 180
08 / 80	20 / 200

PRICING

"n" SHAPE (N)

Source Laminate	Foundation Laminate
684	821
688	826
716	860
719	863
720	864
733	880
777	933

If Cable Access with Flip-Up is specified, add 89

The Management Desk (Height-Adjustable) is a freestanding desk with height-adjustability.

WHAT'S INCLUDED

1 worksurface, 1 beam, 2 height-adjustable legs, 4 spacer kits and fasteners.

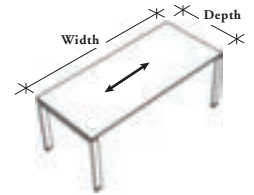
NOTES

Management Desk has both vertical and horizontal wire management capabilities.

Screens or Modesty Panels can be mounted to the Management Desk to provide additional functionality.

Modesty Panels can be added for privacy and side returns can be used to form 90° desk.

YNTCMHA Management Desk (Height-Adjustable)



PRODUCT OPTIONS

Leg Type	Depth	Width	Grommet Finish	Surface Finish	Support Finish
N "n" Shape	08 80cm	15 150cm	L Left Handed	Source Laminate	7 Platinum
		16 160cm	R Right Handed	Foundation Laminate	Q Storm White
		18 180cm	N No Grommet		
		20 200cm			

SAMPLE ORDER CODE

YNTCMHA N	08	16	L	Y8	7
-----------	----	----	---	----	---

DIMENSIONS CODE / CM

D	W
08 / 80	15 / 150
08 / 80	16 / 160
08 / 80	18 / 180
08 / 80	20 / 200

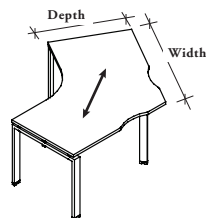
PRICING

"n" SHAPE (N)	
Source Laminate	Foundation Laminate
813	976
816	980
823	988
879	1055

height-adjustable desks

YNTC12HA

120° Corner Desk (Height-Adjustable)



24

The 120° Corner Desk (Height-Adjustable) is a freestanding height-adjustable desk designed to form 120° corner applications.

WHAT'S INCLUDED

1 worksurface, 2 fixed legs, 2 height-adjustable legs, 1 single leg, 4 spacer kits and fasteners.

NOTES

Limited offering of Source & Foundation Laminate, please see Fabrics & Finishes Section.

If flip-up is specified, it will be positioned at the right hand side of the user.

Worksurface has a 1.5 cm gap at the back to allow clearance for electric cut outs, etc.

Worksurface comes with a scallop.

PRODUCT OPTIONS

Leg Type	Depth	Width	Cable Access	Surface Finish	Support Finish
N "n" Shape	06 60cm	12 120cm	A Without Flip-Up	Source Laminate	7 Platinum
	08 80cm		B With Flip-Up		Q Storm White

SAMPLE ORDER CODE

YNTC12H N	06	12	B	Y8	7
-----------	----	----	---	----	---

DIMENSIONS CODE / CM

D	W
06 / 80	12 / 120
08 / 80	12 / 120

PRICING

"n" SHAPE (N)
Source Laminate
1038
1243

If Cable Access with Flip-Up is specified, add 89

The 90° Corner Desk (Height-Adjustable) is a freestanding height-adjustable desk designed to form 90° corner applications.

WHAT'S INCLUDED

For Source Laminate: 1 worksurface, 3 height-adjustable legs, 6 spacer kits and fasteners.

For Foundation Laminate: 2 worksurfaces, 1 worksurface support bracket, 3 height-adjustable legs, 6 spacer kits and fasteners.

NOTES

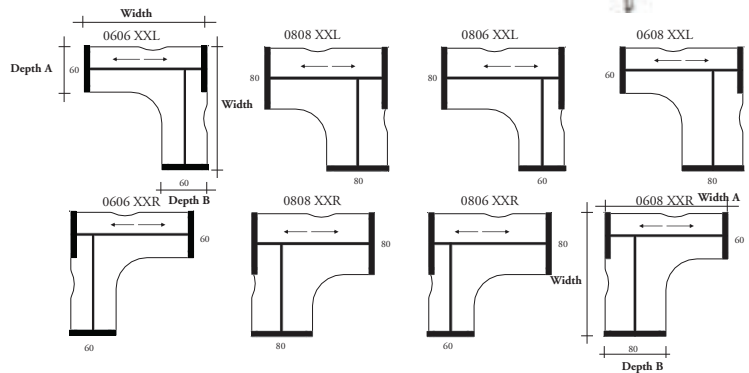
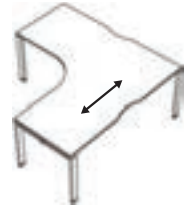
Limited offering of Source & Foundation Laminate, please see Fabrics & Finishes Section.

Flip-up will be on depth A side (if specified).

Worksurface has a 1.5 cm gap at the back to allow clearance for electric cut outs, etc.

Worksurface comes with a scallop.

YNTC90HA 90° Corner Desk (Height-Adjustable)



PRODUCT OPTIONS

Leg Type	Depth A	Depth B	Width	Cable Access	Orientation	Surface Finish	Support Finish
N "n" Shape	06 60cm	06 60cm	15 150cm	A Without Flip-Up B With Flip-Up	L Left R Right	Source Laminate Foundation Laminate	7 Platinum
	08 80cm	08 80cm	16 160cm				Q Storm White
			18 180cm				

SAMPLE ORDER CODE

YNTC90HA N	08	08	16	B	L	Y8	7
------------	----	----	----	---	---	----	---

DIMENSIONS CODE / CM

Da	Db	W
06 / 60	06 / 60	15 / 150
06 / 60	06 / 60	16 / 160
06 / 60	06 / 60	18 / 180
06 / 60	08 / 80	15 / 150
06 / 60	08 / 80	16 / 160
06 / 60	08 / 80	18 / 180
08 / 80	06 / 60	15 / 150
08 / 80	06 / 60	16 / 160
08 / 80	06 / 60	18 / 180
08 / 80	08 / 80	16 / 150
08 / 80	08 / 80	16 / 160
08 / 80	08 / 80	18 / 180

PRICING

"n" SHAPE (N)

Source Laminate	Foundation Laminate
1235	1482*
1237	1485*
1245	1619*
1240	1488*
1255	1506*
1285	1671*
1240	1488*
1255	1506*
1285	1671*
1240	1488*
1255	1506*
1285	1671*

If Cable Access with Flip-Up is specified, add 89

*All Foundation Laminate worksurfaces come in two pieces.

clusters & benches

clusters & benches

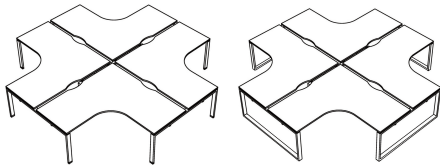
PRODUCT MAP29

PRODUCT LISTING30

product map


YNTC904 90° Corner Desk Cluster

Page 30
Depth A: 60cm & 80cm / Depth B: 60cm & 80cm / Width: 150cm – 180cm



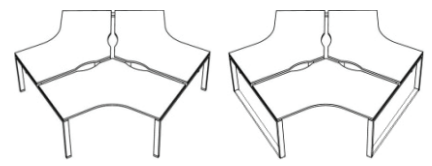
YNTC904A 90° Corner Add-On Desk Cluster

Page 31
Depth A: 60cm & 80cm / Depth B: 60cm & 80cm / Width: 150cm – 180cm



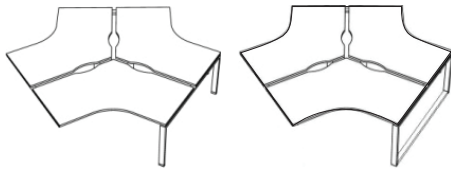
YNTC123 120° Corner Desk Cluster

Page 32
Depth: 60cm & 80cm / Width: 120cm



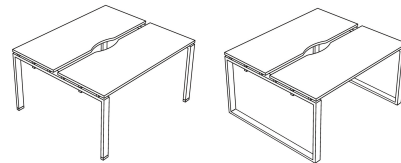
YNTC123A 120° Corner Add-On Desk Cluster

Page 33
Depth: 60cm & 80cm / Width: 120cm



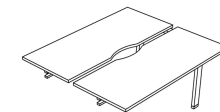
YNTCBD Double-Sided Bench

Page 34
Depth: 60cm & 80cm / Width: 100cm – 240cm



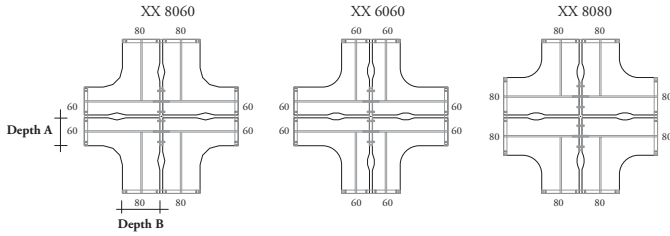
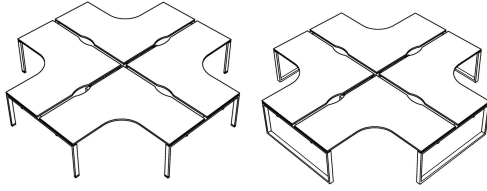
YNTCBDA Double-Sided Add-On Bench

Page 35
Depth: 60cm & 80cm / Width: 100cm – 240cm



YNTC904

90° Corner Desk Cluster



The 90° Corner Desk Cluster is a 4-station cluster of worksurfaces and supports. It is offered to simplify ordering and provide an efficient solution in shared applications.

WHAT'S INCLUDED

Dimensions	What's Included
0606	4 x 0606 worksurfaces, 1 cruciform leg 120, 4 x 120 fixed legs, 16 spacer kits, 8 beams and fasteners
0808	4 x 0808 worksurfaces, 1 cruciform leg 160, 4 x 160 fixed legs, 16 spacer kits, 8 beams and fasteners
0608	2 x 0608 worksurfaces, 1 cruciform leg 120, 2 x 0806 worksurfaces, 2 x 120 fixed legs, 2 x 160 fixed legs, 8 beams and fasteners

Note that the 0806 Cluster, will be the same as a 0608 Cluster.

If Foundation Laminate is specified, there will be double the amount of worksurfaces as each worksurface comes in two pieces.

Foundation Laminate orders also include worksurface support brackets (4 per Cluster).

NOTES

Limited offering of Source & Foundation Laminate, please see Fabrics & Finishes Section.

PRODUCT OPTIONS

Leg Type	Depth A	Depth B	Width	Cable Access	Surface Finish	Support Finish
N "n" Shape	06 60cm	06 60cm	15 150cm	A Without Flip-Up	Source Laminate	7 Platinum
O * "o" Shape	08 80cm	08 80cm	16 160cm 18 180cm	B With Flip-Up	Foundation Laminate	Q Storm White

SAMPLE ORDER CODE

YNTC904 N	06	08	16	B	Y8	7
-----------	-----------	-----------	-----------	----------	-----------	----------

DIMENSIONS CODE / CM

Da	Db	W
06 / 60	06 / 60	15 / 150
06 / 60	06 / 60	16 / 160
06 / 60	06 / 60	18 / 180
06 / 60	08 / 80	15 / 160
06 / 60	08 / 80	16 / 160
06 / 60	08 / 80	18 / 180
08 / 80	08 / 80	15 / 150
08 / 80	08 / 80	16 / 160
08 / 80	08 / 80	18 / 180

PRICING

"n" SHAPE (N)		"o" SHAPE (O)	
Source Laminate	Foundation Laminate	Source Laminate	Foundation Laminate
3112	3890*	3735	n/a
3339	4174*	4007	n/a
3798	4938*	4558	n/a
3153	3942*	3784	n/a
3384	4230*	4061	n/a
3850	5005*	4620	n/a
3176	3970*	3812	n/a
3408	4260*	4090	n/a
3878	5042*	4654	n/a

If Cable Access with Flip-Up is specified, add 356

*All Foundation Laminate worksurfaces come in two pieces.

* "o" leg is not available at this time.

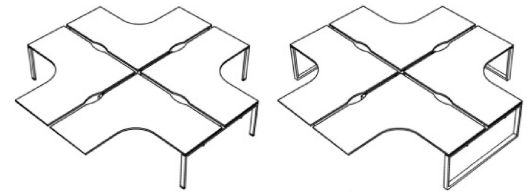
The 90° Corner Desk Cluster is a 4-station cluster of worksurfaces and supports to add to an existing 90° Corner Desk Clusters (YNTC904). It is offered to simplify ordering and provide an efficient solution in shared applications.

YNTC904A

90° Corner Add-On Desk Cluster

WHAT'S INCLUDED

Dimensions	What's Included
0606	4 x 0606 worksurfaces, 1 cruciform leg 120, 3 x 120 fixed legs, 12 spacer kits and fasteners
0808	4 x 0808 worksurfaces, 1 cruciform leg 160, 3 x 160 fixed legs, 12 spacer kits and fasteners
0608	2 x 0608 worksurfaces, 1 cruciform leg 120, 2 x 0806 worksurfaces, 2 x 160 fixed legs, 1 x 120 fixed legs, 12 spacer kits and fasteners
0806	2 x 0608 worksurfaces, 1 cruciform leg 160, 2 x 0806 worksurfaces, 2 x 120 fixed legs, 1 x 160 fixed legs, 12 spacer kits and fasteners



If Foundation Laminate is specified, there will be double the amount of worksurfaces as each worksurface comes in two pieces.

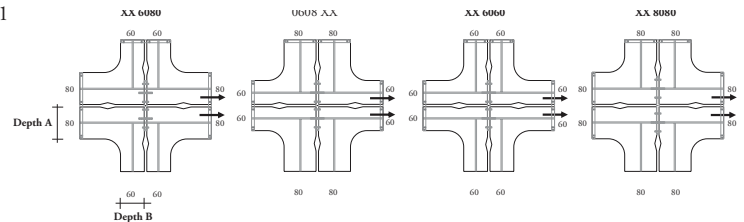
Foundation Laminate orders also include worksurface support brackets (4 per Cluster) and 1 cruciform leg.

NOTES

Limited offering of Source & Foundation Laminate, please see Fabrics & Finishes Section.

Clusters are default with fixed leg.

Intermediate leg to be ordered separately (if needed).



PRODUCT OPTIONS

Leg Type	Depth A	Depth B	Width	Cable Access	Orientation	Surface Finish	Support Finish
N "n" Shape	06 60cm	06 60cm	15 150cm	A Without Flip-Up	L Left	Source Laminate	7 Platinum
O "o" Shape	08 80cm	08 80cm	16 160cm 18 180cm	B With Flip-Up	R Right	Foundation Laminate	Q Storm White

SAMPLE ORDER CODE

YNTC904A N	08	08	16	B	L	Y8	7
-------------------	-----------	-----------	-----------	----------	----------	-----------	----------

DIMENSIONS CODE / CM

Da	Db	W
06 / 60	06 / 60	15 / 150
06 / 60	06 / 60	16 / 160
06 / 60	06 / 60	18 / 180
06 / 60	08 / 80	15 / 150
06 / 60	08 / 80	16 / 160
06 / 60	08 / 80	18 / 180
08 / 80	06 / 60	15 / 150
08 / 80	06 / 60	16 / 160
08 / 80	06 / 60	18 / 180
08 / 80	08 / 80	15 / 150
08 / 80	08 / 80	16 / 160
08 / 80	08 / 80	18 / 180

PRICING

"n" SHAPE (N)		"o" SHAPE (O)	
Source Laminate	Foundation Laminate	Source Laminate	Foundation Laminate
2960	3738*	3735	n/a
3187	4022*	4007	n/a
3646	4786*	4558	n/a
3001	3790*	3784	n/a
3232	4078*	4061	n/a
3698	4853*	4620	n/a
2986	3775*	3784	n/a
3217	4063*	4061	n/a
3683	4838*	4620	n/a
3009	3803*	3812	n/a
3241	4093*	4090	n/a
3711	4875*	4654	n/a

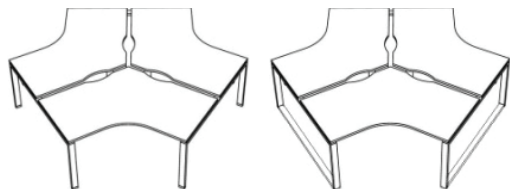
If Cable Access with Flip-Up is specified, add 356

*All Foundation Laminate worksurfaces come in two pieces.

* "o" leg is not available at this time.

YNTC123

120° Corner Desk Cluster



The 120° Corner Desk Cluster is a 3-station cluster of worksurfaces and supports. It is designed to simplify ordering and provide efficient solution in shared applications.

WHAT'S INCLUDED

3 worksurface, 3 fixed legs, 3 single legs, 12 spacer kits and fasteners.

NOTES

Limited offering of Source & Foundation Laminate, please see Fabrics & Finishes Section.

Not all depth/width combinations are available. See pricing for exact offering.

32

PRODUCT OPTIONS

Leg Type	Depth	Width	Cable Access	Surface Finish	Support Finish
N "n" Shape	06 60cm	12 120cm	A Without Flip-Up	Source Laminate	7 Platinum
O * "o" Shape	08 80cm		B With Flip-Up	Foundation Laminate	Q Storm White

SAMPLE ORDER CODE

YNTC123 N	06	12	B	Y8	7
-----------	----	----	---	----	---

DIMENSIONS CODE / CM

D	W
06 / 80	12 / 120
08 / 80	12 / 120

PRICING

"n" SHAPE (N)

Source Laminate	Foundation Laminate
2594	3113
2700	n/a

"o" SHAPE (O)

Source Laminate	Foundation Laminate
3113	n/a
3240	n/a

If Cable Access with Flip-Up is specified, add 267

* "o" leg is not available at this time.

The 120° Corner Desk Cluster is a 3-station cluster of worksurfaces and supports to add to an existing 120° Corner Desk Clusters (YNTC1203). It is offered to simplify ordering and provide an efficient solution in shared applications.

YNTC123A

120° Corner Add-On Desk

WHAT'S INCLUDED

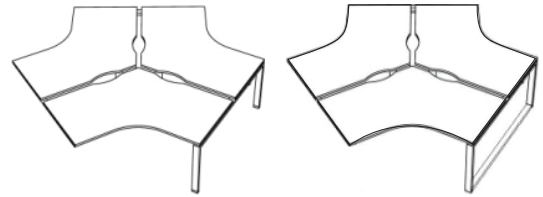
3 worksurface, 2 fixed legs, 3 single legs, 6 beams, 12 spacer kits and fasteners.

NOTES

Limited offering of Source & Foundation Laminate, please see Fabrics & Finishes Section.

Not all depth/width combinations are available. See pricing for exact offering.

Leg Type "o" is not available in Zone 3.



PRODUCT OPTIONS

Leg Type	Leg Style	Depth	Width	Cable Access	Surface Finish	Support Finish
N "n" Shape	A Intermediate	06 60cm	12 120cm	A Without Flip-Up	Source Laminate	7 Platinum
O * "o" Shape	B Fixed	08 80cm		B With Flip-Up	Foundation Laminate	Q Storm White

SAMPLE ORDER CODE

YNTC123A N	A	06	12	B	Y8	7
------------	---	----	----	---	----	---

**DIMENSIONS
CODE / CM**

D	W
06 / 60	12 / 120
08 / 80	12 / 120

PRICING

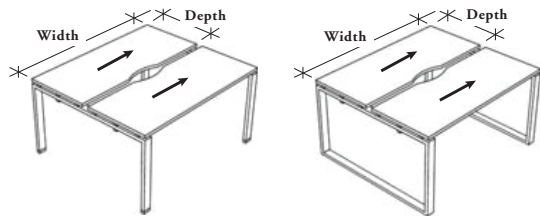
"n" SHAPE (N)		"o" SHAPE (O)	
Source Laminate	Foundation Laminate	Source Laminate	Foundation Laminate
2442	2961	2822	n/a
2533	n/a	2822	n/a

If Cable Access with Flip-Up is specified, add 267

* "o" leg is not available at this time.

YNTCBD

Double-Sided Bench



The Double-Sided Bench is a back-to-back cluster of two worksurfaces and supports. It can be used alone or with other desks to form extended cluster or bench configuration.

WHAT'S INCLUDED

2 worksurfaces, 2 fixed legs with levelers, 2 beams, 8 spacer kits and fasteners.

NOTES

A screen can be mounted onto the supportive cross-beam to provide visual privacy.

Leg Type "o" is not available in Zone 3.

34

PRODUCT OPTIONS

Leg Type	Depth	Width	Cable Access	Surface Finish	Support Finish
N "n" Shape	06 60cm	10 100cm	A Without Flip-Up	Source Laminate	7 Platinum
O * "o" Shape	08 80cm	12 120cm	B With Flip-Up	Foundation Laminate	Q Storm White
		14 140cm			
		15 150cm			
		16 160cm			
		18 180cm			
		20 200cm			
		24 240cm			

SAMPLE ORDER CODE

YNTCBD N	06	10	B	Y8	7
----------	----	----	---	----	---

DIMENSIONS

CODE / CM

D	W
06 / 60	10 / 100
06 / 60	12 / 120
06 / 60	14 / 140
06 / 60	15 / 150
06 / 60	16 / 160
06 / 60	18 / 180
06 / 60	20 / 200
06 / 60	24 / 240
08 / 80	10 / 100
08 / 80	12 / 120
08 / 80	14 / 140
08 / 80	15 / 150
08 / 80	16 / 160
08 / 80	18 / 180
08 / 80	20 / 200
08 / 80	24 / 240

PRICING

"n" SHAPE (N)

Source Laminate	Foundation Laminate
722	939
726	944
783	1018
788	1025
793	1031
805	1047
874	1137
971	1263
825	1073
829	1078
896	1165
937	1219
941	1224
954	1241
1055	1372
1162	1511

"o" SHAPE (O)

Source Laminate	Foundation Laminate
939	n/a
944	n/a
1018	n/a
1025	n/a
1031	n/a
1047	n/a
1137	n/a
1263	n/a
1073	n/a
1078	n/a
1165	n/a
1219	n/a
1224	n/a
1241	n/a
1372	n/a
1511	n/a

If Cable Access with Flip-Up is specified, add 178

* "o" leg is not available at this time.

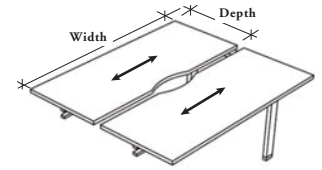
The Double-Sided Add-On Bench is to be used with the Double-Sided Bench (YNTCBD).

WHAT'S INCLUDED

2 worksurfaces, 1 fixed leg with a leveler, 2 beams, 2-4 spacer kits (depending on leg style) and fasteners.

A screen can be mounted onto the supportive cross-beam to provide visual privacy.

YNTCBDA
Double-Sided Add-On Bench



PRODUCT OPTIONS

Leg Type	Leg Style	Depth	Width	Cable Access	Surface Finish	Support Finish
N "n" Shape	A Intermediate	06 60cm	10 100cm	A Without Flip-Up	Source Laminate	7 Platinum
	B Fixed	08 80cm	12 120cm	B With Flip-Up	Foundation Laminate	Q Storm White
			14 140cm			
			15 150cm			
			16 160cm			
			18 180cm			
			20 200cm			
			24 240cm			

SAMPLE ORDER CODE

YNTCBDA N	A	06	10	B	Y8	7
-----------	---	----	----	---	----	---

DIMENSIONS
CODE / CM

D	W
06 / 60	10 / 100
06 / 60	12 / 120
06 / 60	14 / 140
06 / 60	15 / 150
06 / 60	16 / 160
06 / 60	18 / 180
06 / 60	20 / 200
06 / 60	24 / 240
08 / 80	10 / 100
08 / 80	12 / 120
08 / 80	14 / 140
08 / 80	15 / 150
08 / 80	16 / 160
08 / 80	18 / 180
08 / 80	20 / 200
08 / 80	24 / 240

PRICING

"n" SHAPE (N)

Source Laminate	Foundation Laminate
570	787
574	792
631	866
636	873
641	879
653	895
722	985
819	1111
658	906
662	911
729	998
770	1052
774	1057
787	1074
888	1205
995	1344

If Cable Access with Flip-Up is specified, add 178

meeting tables

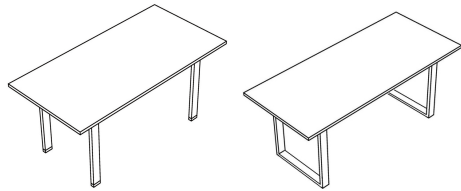
meeting tables

PRODUCT MAP39

PRODUCT LISTING40

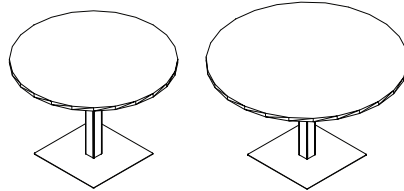
YNTCRMT Rectangular Meeting Table

Page 40
Depth: 120cm & 160cm / Width: 120cm – 360cm



YNTCCMT Circular Meeting Table

Page 41
Diameter: 100cm & 120cm



meeting tables

YNTCRMT

Rectangular Meeting Table

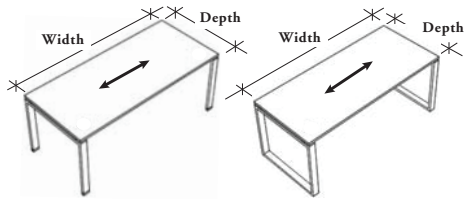
The Rectangular Meeting Table is a freestanding meeting table.

WHAT'S INCLUDED

2 worksurfaces, 2 fixed legs, 1 intermediate leg, (240cm onwards), 8 spacer kits and fasteners.

NOTES

The number of worksurfaces provided is dependent on the size of the table specified.



PRODUCT OPTIONS

Leg Type	Leg Type	Width	Surface Finish	Support Finish
N "n" Shape	12 123cm	14 140cm	Source Laminate	7 Platinum
O * "o" Shape	16 163cm	16 160cm	Foundation Laminate	Q Storm White
		20 200cm		
		24 240cm		
		32 320cm		
		36 360cm		

SAMPLE ORDER CODE

YNTCRMT N	12	16	Y8	7
-----------	----	----	----	---

DIMENSIONS CODE / CM

D	W
12 / 123	14 / 140
12 / 123	20 / 200
12 / 123	24 / 240
12 / 123	32 / 320
12 / 123	36 / 360
16 / 163	16 / 160
16 / 163	32 / 320

PRICING

"n" SHAPE (N)

Source Laminate	Foundation Laminate
833	1083*
943	1226*
1520	1976*
1728	2247*
1794	2333*
980	1274*
1815	2360*

"o" SHAPE (O)

Source Laminate	Foundation Laminate
1083	n/a
1226	n/a
1976	n/a
2247	n/a
2333	n/a
1274	n/a
2360	n/a

*All Foundation Laminate worksurfaces come in two pieces.

* "o" leg is not available at this time.

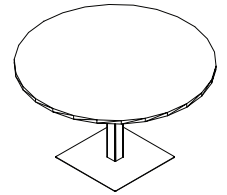
The Circular Meeting Table is a freestanding meeting table.

WHAT'S INCLUDED

1 worksurfaces, 1 square base or N-shaped legs and fasteners.

“Square Base” shown.

YNTCCMT Circular Meeting Table



PRODUCT OPTIONS

Leg Type	Diameter	Surface Finish	Support Finish
N "n" Shape	10 100cm	Source Laminate	7 Platinum
S "s" Square Base	12 120cm	Foundation Laminate	Q Storm White

41

SAMPLE ORDER CODE

YNTCCMT N	10	Y8	7
-----------	----	----	---

**DIMENSIONS
CODE / CM**

D
10 / 100
12 / 120

PRICING

"n" SHAPE (N)		"s" SQUARE BASE (S)	
Source Laminate	Foundation Laminate	Source Laminate	Foundation Laminate
523	628	837	1005
565	678	903	1084

tops

tops

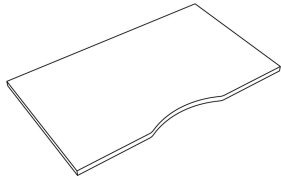
PRODUCT MAP45

PRODUCT LISTING46

product map

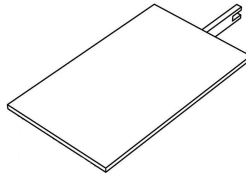
YNTWR Rectangular Top

Page 46
Depth: 60cm & 80cm / Width: 100cm – 240cm



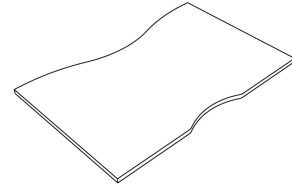
YNTCRTW Rectangular Return Top

Page 47
Depth: 60cm / Width: 80cm – 120cm



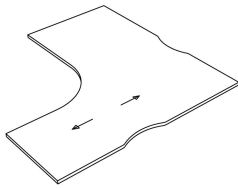
YNTCWW Concave Top

Page 48
Depth: 80cm / Width: 100cm – 200cm



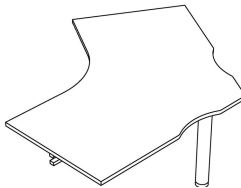
YNTC90W 90° Corner Top

Page 49
Depth A: 60cm & 80cm / Depth B: 60cm & 80cm / Width: 150cm – 180cm



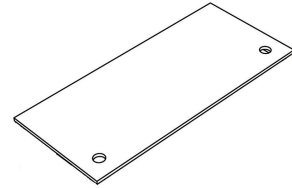
YNTC120W 120° Top

Page 50
Depth: 60cm & 80cm / Width: 120cm

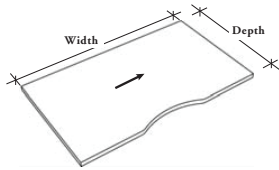


YNTCMW Management Top

Page 51
Depth: 60cm & 80cm / Width: 100cm – 240cm



YNTWR
Rectangular Top



The Rectangular Top can be used in both freestanding and shared applications.

WHAT'S INCLUDED

1 worksurface, 1 beam and fasteners.

NOTES

Worksurface support must be ordered separately.

Worksurface has a 1.5 cm gap at the back to allow clearance for electric cut outs, etc.

Worksurface comes with a scallop.

PRODUCT OPTIONS

Depth	Width	Cable Access	Surface Finish	Support Finish
06 60cm (actual dimension is 58.5cm)	10 100cm	A Without Flip-Up	Source Laminate	7 Platinum
	12 120cm	B With Flip-Up	Foundation Laminate	Q Storm White
08 80cm (actual diminution is 78.5cm)	14 140cm			
	15 150cm			
	16 160cm			
	18 180cm			
	20 200cm			
	24 240cm			

46

SAMPLE ORDER CODE

YNTWR 06	10	B	Y8	7
-----------------	-----------	----------	-----------	----------

DIMENSIONS
CODE / CM

D	W
06 / 60	10 / 100
06 / 60	12 / 120
06 / 60	14 / 140
06 / 60	15 / 150
06 / 60	16 / 160
06 / 60	18 / 180
06 / 60	20 / 220
06 / 60	24 / 240
08 / 80	10 / 100
08 / 80	12 / 120
08 / 80	14 / 140
08 / 80	15 / 150
08 / 80	16 / 160
08 / 80	18 / 180
08 / 80	20 / 200
08 / 80	24 / 240

PRICING

Source Laminate	Foundation Laminate
227	341
229	344
262	393
265	398
267	401
275	413
316	474
372	558
278	417
280	420
323	485
326	489
327	491
335	503
397	596
458	687

If Cable Access with Flip-Up is specified, add 89

The Rectangular Return Top is designed to be used in applications with other worksurfaces to maintain consistent grain direction.

WHAT'S INCLUDED

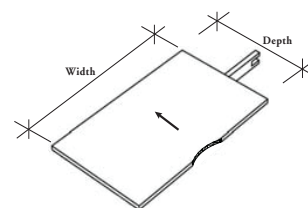
1 worksurface, 1 beam and fasteners.

NOTES

Worksurface has a 1.5 cm gap at the back to allow clearance for electric cut outs, etc.

Worksurface comes with a scallop.

YNTCRTW
Rectangular Return Top



PRODUCT OPTIONS

Depth	Width	Cable Access	Surface Finish	Support Finish
06 60cm	08 80cm	A Without Flip-Up	Source Laminate	7 Platinum
	10 100cm	B With Flip-Up	Foundation Laminate	Q Storm White
	12 120cm	N No Scallop		

SAMPLE ORDER CODE

YNTCRTW 06	08	B	Y8	7
-------------------	-----------	----------	-----------	----------

DIMENSIONS
CODE / CM

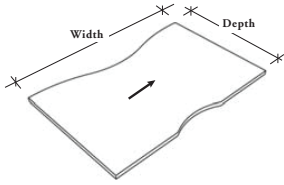
D	W
06 / 60	08 / 80
06 / 60	10 / 100
06 / 60	12 / 120

PRICING

Source Laminate	Foundation Laminate
190	285
219	329
222	333

If Cable Access with Flip-Up is specified, add 89

YNTCWW
Concave Wave Top



The Concave Top has deeper end sections to accommodate items such as monitors and central section that is more shallow to reduce footprint.

WHAT'S INCLUDED

1 worksurface, 1 beam and fasteners.

NOTES

Worksurface support must be ordered separately.

Worksurface has a 1.5 cm gap at the back to allow clearance for electric cut outs, etc.

Worksurface comes with a scallop.

PRODUCT OPTIONS

Depth	Width	Cable Access	Surface Finish	Support Finish
08 80cm (actual dimension is 78.5cm)	10 100cm	A Without Flip-Up	Source Laminate	7 Platinum
	12 120cm		Foundation Laminate	Q Storm White
	14 140cm			
	15 150cm			
	16 160cm			
	18 180cm			
	20 200cm	B With Flip-Up		

48

SAMPLE ORDER CODE

YNTCWW 08	12	B	Y8	7
------------------	-----------	----------	-----------	----------

DIMENSIONS
CODE / CM

D	W
08 / 80	10 / 100
08 / 80	12 / 120
08 / 80	14 / 140
08 / 80	15 / 150
08 / 80	16 / 160
08 / 80	18 / 180
08 / 80	20 / 200

PRICING

Source Laminate	Foundation Laminate
272	408
289	434
324	486
327	491
329	494
343	515
400	600

If Cable Access with Flip-Up is specified, add 89

90° Corner Top has equal size widths and is used to form 90° corners in either freestanding or shared applications.

YNTC90W 90° Corner Top

WHAT'S INCLUDED

1 worksurface, 2 beams, 1 worksurface support bracket and fasteners.

NOTES

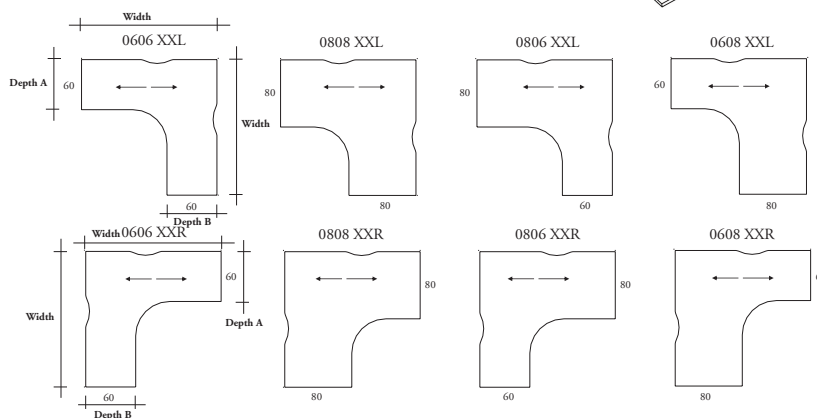
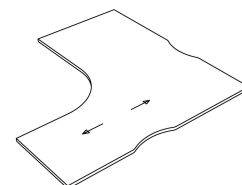
Limited offering of Source & Foundation Laminate, please see Fabrics & Finishes Section.

Flip-Up will be on depth A side (if specified).

Worksurface support must be ordered separately.

Worksurface has a 1.5 cm gap at the back to allow clearance for electric cut outs, etc.

Worksurface comes with a scallop.



PRODUCT OPTIONS

Depth A	Depth B	Width	Cable Access	Orientation	Surface Finish	Support Finish
06 60cm (actual dimension is 58.5cm)	06 60cm (actual dimension is 58.5cm)	15 150cm	A Without Flip-Up	L Left	Source Laminate	7 Platinum
		16 160cm	B With Flip-Up	R Right	Foundation Laminate	Q Storm White
08 80cm (actual dimension is 78.5cm)	08 80cm (actual dimension is 78.5cm)	18 180cm				

SAMPLE ORDER CODE

YNTC90W 08	06	16	B	L	Y8	7
-------------------	-----------	-----------	----------	----------	-----------	----------

DIMENSIONS CODE / CM

Da	Db	W
06 / 60	06 / 60	15 / 150
06 / 60	06 / 60	16 / 160
06 / 60	06 / 60	18 / 180
06 / 60	08 / 80	15 / 150
06 / 60	08 / 80	16 / 160
06 / 60	08 / 80	18 / 180
08 / 80	06 / 60	15 / 150
08 / 80	06 / 60	16 / 160
08 / 80	06 / 60	18 / 180
08 / 80	08 / 80	15 / 150
08 / 80	08 / 80	16 / 160
08 / 80	08 / 80	18 / 180

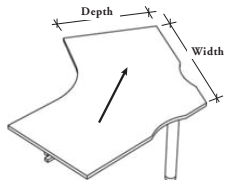
PRICING

Source Laminate	Foundation Laminate
618	927*
622	933*
739	1109*
707	1016*
711	1022*
828	1198*
618	927*
622	933*
739	1109*
707	1016*
711	1022*
828	1198*

If Cable Access with Flip-Up is specified, add 89

*All Foundation Laminate worksurfaces come in two pieces.

YNTC120W
120° Top



120° Top End is designed to form 120° corners in both freestanding and shared applications.

WHAT'S INCLUDED

1 worksurface, 2 beams, 1 single leg and fasteners.

NOTES

Limited offering of Source & Foundation Laminate, please see Fabrics & Finishes Section.

Flip-Up is specified, it will be default to right hand side of user.

Worksurface support must be ordered separately.

Worksurface has a 1.5 cm gap at the back to allow clearance for electric cut outs, etc.

Worksurface comes with a scallop.

PRODUCT OPTIONS

Depth	Width	Cable Access	Surface Finish	Support Finish
06 60cm (actual dimension is 58.5cm)	12 120cm	A Without Flip-Up	Source Laminate	7 Platinum
08 80cm (actual dimension is 78.5cm)		B With Flip-Up	Foundation Laminate	Q Storm White

50

SAMPLE ORDER CODE

YNTC120W 06	12	B	Y8	7
--------------------	-----------	----------	-----------	----------

DIMENSIONS
CODE / CM

D	W
06 / 60	12 / 120
08 / 80	12 / 120

PRICING

Source Laminate	Foundation Laminate
731	1097
750	n/a

If Cable Access with Flip-Up is specified, add 89

The Management Top is used in freestanding applications.

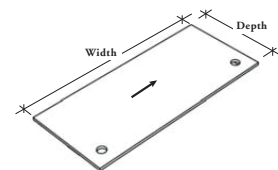
WHAT'S INCLUDED

1 worksurface, 1 beam and fasteners.

NOTES

Worksurface support must be ordered separately.

**YNTCMW
Management Top**



PRODUCT OPTIONS

Depth	Width	Grommet Option	Surface Finish	Support Finish
06 60cm	10 100cm	L Left-Handed	Source Laminate	7 Platinum
08 80cm	12 120cm	R Right-Handed	Foundation Laminate	Q Storm White
	14 140cm	N No Grommet		
	15 150cm			
	16 160cm			
	18 180cm			
	20 200cm			

SAMPLE ORDER CODE

YNTCMW 06	08	L	Y8	7
------------------	-----------	----------	-----------	----------

**DIMENSIONS
CODE / CM**

D	W
06 / 60	10 / 100
06 / 60	12 / 120
06 / 60	14 / 140
06 / 60	15 / 150
06 / 60	16 / 160
06 / 60	18 / 180
08 / 80	10 / 100
08 / 80	12 / 120
08 / 80	14 / 140
08 / 80	15 / 150
08 / 80	16 / 160
08 / 80	18 / 180
08 / 80	20 / 200

PRICING

Source Laminate	Foundation Laminate
255	383
257	386
294	441
335	503
339	509
346	519
291	437
332	498
370	555
375	563
379	569
397	596
409	614

legs & supports

legs & supports

PRODUCT MAP55

PRODUCT LISTING56

YNTCLFH Fixed Leg, Single & Shared

Page 56
Depth: 60cm, 80cm, 120cm & 160cm



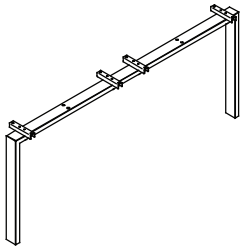
YNTCLFIN Shared Intermediate Fixed Leg

Page 57
Depth: 60cm, 80cm, 120cm & 160cm



YNTCLFCR Fixed Leg Cruciform Middle Support

Page 58
Depth: 120cm & 160cm



YNTCLHA Single Height-Adjustable Leg

Page 59
Depth: 60cm & 80cm



KLBRKT Worksurface Bracket

Page 60
Depth: 7cm & 13cm



KLBLFH Fixed Single Leg

Page 61



legs & supports

YNTCLFH

Fixed Leg, Single & Shared

The Fixed Leg, Single & Shared is the main structural support for worksurfaces. It can be used either at the end of a worksurface or shared between two worksurfaces.

WHAT'S INCLUDED

1 leg, 2-4 spacer kits and fasteners.



PRODUCT OPTIONS

Leg Type	Depth	Finish
N "n" Shape	06 60cm (Single)	7 Platinum
O * "o" Shape	08 80cm (Single)	Q Storm White
	12 120cm (Single)	
	16 160cm (Single)	

SAMPLE ORDER CODE

YNTCLFH N	06	7
-----------	----	---

DIMENSIONS CODE / CM

W
06 / 60
08 / 80
12 / 120
16 / 160

PRICING

"n" SHAPE (N)	"o" SHAPE (O)
115	161
121	170
152	213
167	234

* "o" leg is not available at this time.

The Shared Intermediate Fixed Leg is the structural support shared between two worksurfaces.

WHAT'S INCLUDED

1 leg, 2-4 spacer kits and fasteners.

YNTCLFIN Shared Intermediate Fixed Leg



PRODUCT OPTIONS

Depth	Finish
12 120cm	7 Platinum
16 160cm	Q Storm White

SAMPLE ORDER CODE

YNTCLFIN 12	7
-------------	---

**DIMENSIONS
CODE / CM**

W
12 / 120
16 / 160

PRICING

159
208

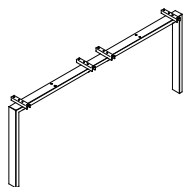
YNTCLFCR

Fixed Leg Cruciform Middle Support

The Fixed Leg Cruciform Middle Support is to be used in 90° cluster of four applications only. Placed in the centre it is shared between 90° workstations.

WHAT'S INCLUDED

1 leg, 4 spacer kits and fasteners.



PRODUCT OPTIONS

Depth	Finish
12 120cm	7 Platinum
16 160cm	Q Storm White

SAMPLE ORDER CODE

58

YNTCLFCR 16	7
-------------	---

DIMENSIONS CODE / CM

W
12 / 120
16 / 160

PRICING

171
189

The Single Height-Adjustable Leg is the main structural support for worksurfaces. It can be used at the end of a worksurface or shared between two worksurfaces.

WHAT'S INCLUDED

1 leg, 2 spacer kits and fasteners.

NOTES

The range of height-adjustability is 150cm.

YNTCLHA Single Height-Adjustable Leg



PRODUCT OPTIONS

Leg Type	Depth	Finish
N "n" Shape	06 60cm	7 Platinum Q Storm White
	08 80cm	

SAMPLE ORDER CODE

YNTCLHA N	06	7
-----------	-----------	---

**DIMENSIONS
CODE / CM**

W
06 / 60
08 / 80

PRICING

218
224

KLBRKT Worksurface Bracket

The Worksurface Bracket is an off-module, screen-mounted bracket used as a secondary support at the end of a worksurface that must be used in conjunction with a major support.

WHAT'S INCLUDED
1 bracket



PRODUCT OPTIONS

Type	Finish
1 7cm (for Spine Screen)	7 Platinum
2 13cm (for Return Screen)	Q Storm White

SAMPLE ORDER CODE

KLBRKT 1	7
----------	---

TYPE	PRICING
Type 1	4
Type 2	8

The Fixed Single leg is a single sided leg to be used in worksurface applications supporting a full height screen.

WHAT'S INCLUDED

1 leg, 2 spacer kids and fasteners.

NOTES

Must be used in symmetrical applications with two worksurfaces with a screen in between.

KLBLFH
Fixed Single Leg



PRODUCT OPTIONS

Size	Finish
06 60 cm	7 Platinum
08 80 cm	Q Storm White

SAMPLE ORDER CODE

KLBLFH 06	7
------------------	----------

SIZE

PRICING

06 / 60
08 / 80

137
144

screens & modesty
panels

screens & modesty panels

PRODUCT MAP64

PRODUCT LISTING76

product map

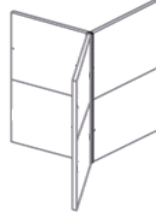
KLBBCC_00 Two-Way 180° Connection

Page 66
Height: 100cm – 150cm



KLBBCC_12 Three-Way 120° Connection

Page 67
Height: 100cm – 150cm



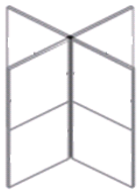
KLBBCC_18 Three-Way 180° Connection

Page 68
Height: 100cm – 150cm



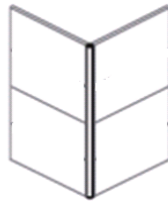
KLBBCC_4 Four-Way 90° Connection

Page 69
Height: 100cm – 150cm



KLBBCC_90 Two-Way 90° Connection

Page 70
Height: 100cm – 150cm



KLBBFF Fabric Bottom & Top Screen

Page 71
Height: 100cm – 150cm / Width: 60cm – 160cm



64

KLBBFFG Fabric Bottom, Middle & Glazed Top Screen

Page 72
Height: 130cm & 150cm / Width: 60cm – 160cm



KLBBFG Fabric Bottom & Glazed Top Screen

Page 73
Height: 100cm – 15cm / Width: 60cm – 160cm



KLBBFS Fabric Bottom & Slat Top Screen

Page 74
Height: 100cm / Width: 60cm – 160cm




KLBBFSG Fabric Bottom, Slat Middle & Glazed Top Screen

Page 75
Height: 130cm & 150cm / Width: 60cm – 160cm



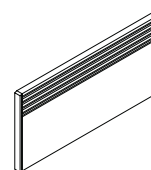
YBTCRSA Rectangular Accessory Rail Screen

Page 76
Height: 38cm / Width: 100cm – 240cm



YBTCRST Rectangular Management Rail Screen

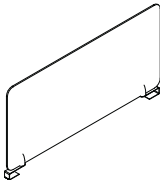
Page 77
Height: 38cm / Width: 100cm – 240cm



product map

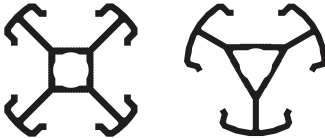
YBTCACIM Intermediate Acrylic Screen

Page 78
Height: 38cm / Width: 60cm & 80cm



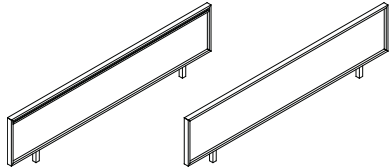
YBTCPOST Linking Post for Screens

Page 79
Configuration: 90° & 120°



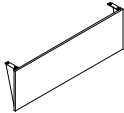
YBTCRFS Rectangular Frame Screen

Page 80
Height: 38cm / Width: 100cm – 200cm



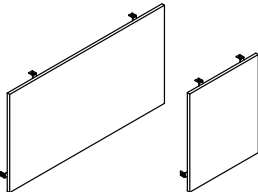
YNTCMODP Modesty Panel

Page 81
Width: 100cm – 200cm



YNTCINFL Infill Panel

Page 82
Width: 60cm – 160cm



screens & modesty panel

KL BCC_00

Two-Way 180° Connection

The Two-Way 180° Connector creates and covers a full-height space between two screens that are connected side-by-side at a 180° angle.

WHAT'S INCLUDED

1 vertical connector and hardware.



PRODUCT OPTIONS

Height	Configuration	Frame Finish
11 110cm	00	7 Platinum
12 120cm		Q Storm White
13 130cm		
15 150cm		

SAMPLE ORDER CODE

KL BCC 15	00	7
-----------	----	---

66

DIMENSIONS CODE / CM

H
11 / 110
12 / 120
13 / 130
15 / 150

PRICING

34
37
40
43

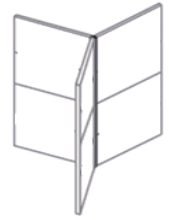
The Three-Way 120° Connector creates and covers a full-height connection between three screens that are joined at 120° angle.

KL BCC_12

Three-Way 120° Connection

WHAT'S INCLUDED

1 post connector, 1 cap, 3 vertical connectors and hardware.



PRODUCT OPTIONS

Height	Configuration	Frame Finish
11 110cm	12	7 Platinum
12 120cm		Q Storm White
13 130cm		
15 150cm		

SAMPLE ORDER CODE

KL BCC 15	12	7
------------------	-----------	----------

DIMENSIONS CODE / CM

PRICING

H	
11 / 110	72
12 / 120	79
13 / 130	85
15 / 150	92

screens & modesty panel

KL B C C _ 1 8

Three-Way 180° Connection

The Three-Way 180° Connector creates and covers a full-height connection between three screens that are joined at an 180° angle (side-by-side and the third screen meets at a 90° angle).

WHAT'S INCLUDED

1 post connector, 1 cap, 3 vertical connectors and hardware.



PRODUCT OPTIONS

Height	Configuration	Frame Finish
11 110cm 12 120cm 13 130cm 15 150cm	18	7 Platinum Q Storm White

SAMPLE ORDER CODE

KL B C C 15	18	7
-------------	----	---

68

DIMENSIONS CODE / CM

H
11 / 110
12 / 120
13 / 130
15 / 150

PRICING

72
79
85
92

The Four-Way 90° Connector creates and covers a full-height connection between four screens that are joined at an 90° angle.

KL BCC_4

Four-Way 90° Connection

WHAT'S INCLUDED

1 post connector, 1 cap, 4 vertical connectors and hardware.



PRODUCT OPTIONS

Height	Configuration	Frame Finish
11 110cm	4	7 Platinum
12 120cm		Q Storm White
13 130cm		
15 150cm		

SAMPLE ORDER CODE

KL BCC 12	4	Q
-----------	---	---

DIMENSIONS CODE / CM

PRICING

H	
11 / 110	79
12 / 120	85
13 / 130	92
15 / 150	98

screens & modesty panel

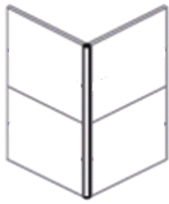
KL BCC_90

Two-Way 90° Connection

The Two-Way 90° Connector creates and covers a full-height connection between two screens that are joined at an 90° angle.

WHAT'S INCLUDED

1 post connector, 1 cap, 2 vertical connectors and hardware.



PRODUCT OPTIONS

Height	Configuration	Frame Finish
11 110cm	90	7 Platinum
12 120cm		Q Storm White
13 130cm		
15 150cm		

SAMPLE ORDER CODE

KL BCC 13	90	7
-----------	----	---

70

DIMENSIONS CODE / CM

H
11 / 110
12 / 120
13 / 130
15 / 150

PRICING

61
66
72
79

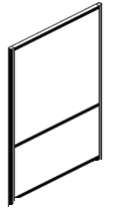
Fabric Bottom & Top Screen permits use of a wide variety of fabric on both bottom and top sections.

K L B F F

WHAT'S INCLUDED

1 screen (finished as specified) and 2 levelers.

Fabric Bottom & Top Screen



PRODUCT OPTIONS

Height	Width	Frame Finish	Fabric Grade (Top Segmented Front)	Fabric Grade (Top Segmented Back)	Fabric Grade (Bottom Segmented Front)	Fabric Grade (Bottom Segmented Back)
11 108cm	06 60cm	7 Platinum	Grade AA	Grade AA	Grade AA	Grade AA
12 120cm	08 80cm	Q Storm White	Grade A	Grade A	Grade A	Grade A
13 135cm	10 100cm		Grade 1	Grade 1	Grade 1	Grade 1
15 150cm	11D 120cm for 120° Configurations					
	12 120cm					
	14 140cm					
	15 150cm					
	16 160cm					

SAMPLE ORDER CODE

KLBFF 11	06	Q	E523	E524	E525	E526
-----------------	-----------	----------	-------------	-------------	-------------	-------------

**DIMENSIONS
CODE / CM**

H	W
11 / 108	06 / 60
11 / 108	08 / 80
11 / 108	10 / 100
11 / 108	11D / 120
11 / 108	12 / 120
11 / 108	14 / 140
11 / 108	15 / 150
11 / 108	16 / 160
12 / 120	06 / 60
12 / 120	08 / 80
12 / 120	10 / 100
12 / 120	11D / 120
12 / 120	12 / 120
12 / 120	14 / 140
12 / 120	15 / 150
12 / 120	16 / 160

***PRICING**

Gr. AA	Gr. A	Gr. 1
246	266	285
297	321	344
347	375	402
398	430	461
398	430	461
450	486	521
484	523	560
556	601	644
261	282	302
318	344	369
369	399	427
420	454	486
420	454	486
476	515	552
513	555	594
593	641	686

**DIMENSIONS
CODE / CM**

H	W
13 / 135	06 / 60
13 / 135	08 / 80
13 / 135	10 / 100
13 / 135	11D / 120
13 / 135	12 / 120
13 / 135	14 / 140
13 / 135	15 / 150
13 / 135	16 / 160
15 / 150	06 / 60
15 / 150	08 / 80
15 / 150	10 / 100
15 / 150	11D / 120
15 / 150	12 / 120
15 / 150	14 / 140
15 / 150	15 / 150
15 / 150	16 / 160

PRICING

Gr. AA	Gr. A	Gr. 1
275	297	318
340	368	394
398	430	461
441	477	511
441	477	511
506	547	586
542	586	628
628	679	727
289	313	335
355	384	411
420	454	486
463	501	537
463	501	537
535	578	619
578	625	669
665	719	770

*The above prices apply to screens finished in one fabric grade. If more than one fabric grade is specified on the screen, please refer to your specifying software for exact price.

screens & modesty panel

KL B F F G

Fabric Bottom, Middle & Glazed Top Screen



The Fabric Bottom, Middle & Glazed Top Screen permits use of a wide variety of fabrics on the middle and bottom sections and two types of glaze on the top section.

WHAT'S INCLUDED

1 screen (finished as specified) and 2 levelers.

NOTES

Frosted glaze is single-sided. Smooth surface will always be at front.

PRODUCT OPTIONS

Height	Width	Frame Finish	Glaze Finish	Fabric Grade (Top Segmented Front)	Fabric Grade (Top Segmented Back)	Fabric Grade (Bottom Segmented Front)	Fabric Grade (Bottom Segmented Back)
13 135cm	06 60cm	7 Platinum	1 Clear	Grade AA	Grade AA	Grade AA	Grade AA
15 150cm	08 80cm	Q Storm White	2 Frost	Grade A	Grade A	Grade A	Grade A
	10 100cm			Grade 1	Grade 1	Grade 1	Grade 1
	11D 120cm for 120° Configurations						
	12 120cm						
	14 140cm						
	15 150cm						
	16 160cm						

SAMPLE ORDER CODE

KL B F F G 13	08	7	1	E523	E524	E525	E526
---------------	----	---	---	------	------	------	------

DIMENSIONS CODE / CM

H	W
13 / 135	06 / 60
13 / 135	08 / 80
13 / 135	10 / 100
13 / 135	11D / 120
13 / 135	12 / 120
13 / 135	14 / 140
13 / 135	15 / 150
13 / 135	16 / 160
15 / 150	06 / 60
15 / 150	08 / 80
15 / 150	10 / 100
15 / 150	11D / 100
15 / 150	12 / 120
15 / 150	14 / 140
15 / 150	15 / 150
15 / 150	16 / 160

*PRICING

Gr. AA	Gr. A	Gr. 1
286	307	323
346	371	390
430	461	485
470	503	529
470	503	529
602	645	678
636	681	716
717	768	807
299	320	336
361	387	407
450	482	507
490	525	552
490	525	552
629	674	708
669	716	752
751	804	845

If Glaze finish 2(Frost) is specified, add 65

*The above prices apply to screens finished in one fabric grade. If more than one fabric grade is specified on the screen, please refer to your specifying software for exact price.

The Fabric Bottom & Glazed Top Screen permits use of a wide variety of fabrics on the bottom sections and two types of glaze on the top section.

KL BFG

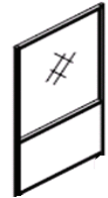
Fabric Bottom & Glazed Top Screen

WHAT'S INCLUDED

1 screen (finished as specified) and 2 levelers.

NOTES

Frosted glaze is single-sided. Smooth surface will always be at front.



PRODUCT OPTIONS

Height		Width		Frame Finish	Glaze Finish	Fabric Grade (Bottom Segmented Front)	Fabric Grade (Bottom Segmented Back)
11	108cm	06	60cm	7 Platinum	1 Clear	Grade AA	Grade AA
12	120cm	08	80cm	Q Storm White	2 Frost	Grade A	Grade A
13	135cm	10	100cm			Grade 1	Grade 1
15	150cm	11D	120cm for 120° Configurations				
		12	120cm				
		14	140cm				
		15	150cm				
		16	160cm				

SAMPLE ORDER CODE

KL BFG 12	15	Q	1	E525	E526
------------------	-----------	----------	----------	-------------	-------------

DIMENSIONS CODE / CM

H	W
11 / 108	06 / 60
11 / 108	08 / 80
11 / 108	10 / 100
11 / 108	11D / 120
11 / 108	12 / 120
11 / 108	14 / 140
11 / 108	15 / 150
11 / 108	16 / 160
12 / 120	06 / 60
12 / 120	08 / 80
12 / 120	10 / 100
12 / 120	11D / 120
12 / 120	12 / 120
12 / 120	14 / 140
12 / 120	15 / 150
12 / 120	16 / 160

*PRICING

Gr. AA	Gr. A	Gr. 1
269	286	298
303	322	335
379	402	419
413	438	456
413	438	456
500	530	552
523	555	578
571	606	631
279	296	308
318	338	352
383	406	423
427	453	472
427	453	472
518	550	572
542	575	598
596	632	658

DIMENSIONS CODE / CM

H	W
13 / 135	06 / 60
13 / 135	08 / 80
13 / 135	10 / 100
13 / 135	11D / 120
13 / 135	12 / 120
13 / 135	14 / 140
13 / 135	15 / 150
13 / 135	16 / 160
15 / 150	06 / 60
15 / 150	08 / 80
15 / 150	10 / 100
15 / 150	11D / 120
15 / 150	12 / 120
15 / 150	14 / 140
15 / 150	15 / 150
15 / 150	16 / 160

PRICING

Gr. AA	Gr. A	Gr. 1
289	307	320
332	352	367
413	438	456
442	469	488
442	469	488
537	570	593
562	596	620
620	658	685
298	316	329
343	364	379
427	453	472
456	484	504
456	484	504
557	591	615
586	622	647
645	684	712

If Glaze finish 2(Frost) is specified, add 65

*The above prices apply to screens finished in one fabric grade. If more than one fabric grade is specified on the screen, please refer to your specifying software for exact price.

screens & modesty panel

K L B F S

Fabric Bottom & Slat Top Screen

The Fabric Bottom & Slat Top Screen permits use of a wide variety of fabrics on the bottom sections and has a slat top section.

WHAT'S INCLUDED

1 screen (finished as specified) and 2 levelers.



PRODUCT OPTIONS

Height	Width	Frame Finish	Fabric Grade (Mid Segmented Front)	Fabric Grade (Mid Segmented Back)	Fabric Grade (Bottom Segmented Front)	Fabric Grade (Bottom Segmented Back)
11 108cm	06 60cm	7 Platinum	Grade AA	Grade AA	Grade AA	Grade AA
	08 80cm	Q Storm White	Grade A	Grade A	Grade A	Grade A
	10 100cm		Grade 1	Grade 1	Grade 1	Grade 1
	11D 120cm for 120° Configurations					
	12 120cm					
	14 140cm					
	15 150cm					
	16 160cm					

SAMPLE ORDER CODE

KLBFS 11	06	7	E523	E524	E525	E526
----------	----	---	------	------	------	------

DIMENSIONS CODE / CM

H	W
11 / 108	06 / 60
11 / 108	08 / 80
11 / 108	10 / 100
11 / 108	11D / 120
11 / 108	12 / 120
11 / 108	14 / 140
11 / 108	15 / 150
11 / 108	16 / 160

*PRICING

Gr. AA	Gr. A	Gr. 1
251	262	273
321	334	348
365	380	396
432	450	468
432	450	468
490	510	531
521	542	564
628	654	681

*The above prices apply to screens finished in one fabric grade. If more than one fabric grade is specified on the screen, please refer to your specifying software for exact price.

The Fabric Bottom, Slat Middle & Glazed Top Screen permits use of a wide variety of fabrics on the bottom sections, two types of glaze on the top section and has a slat middle.

K L B F S G

Fabric Bottom, Slat Middle & Glazed Top Screen

WHAT'S INCLUDED

1 screen (finished as specified) and 2 levelers.



PRODUCT OPTIONS

Height	Width	Frame Finish	Glaze Finish	Fabric Grade (Mid Segmented Front)	Fabric Grade (Mid Segmented Back)	Fabric Grade (Bottom Segmented Front)	Fabric Grade (Bottom Segmented Back)
13 135cm	06 60cm	7 Platinum	1 Clear	Grade AA	Grade AA	Grade AA	Grade AA
15 150cm	08 80cm	Q Storm White	2 Frost	Grade A	Grade A	Grade A	Grade A
	10 100cm						
	11D 120cm for 120° Configurations						
	12 120cm						
	14 140cm						
	15 150cm						
	16 160cm						

SAMPLE ORDER CODE

KLBFSG 13	16	Q	1	E523	E524	E525	E526
-----------	----	---	---	------	------	------	------

DIMENSIONS CODE / CM

*PRICING


H	W	Gr. AA	Gr. A	Gr. 1
13 / 135	06 / 60	349	363	378
13 / 135	08 / 80	391	407	424
13 / 135	10 / 100	449	467	486
13 / 135	11D / 120	477	497	517
13 / 135	12 / 120	477	497	517
13 / 135	14 / 140	569	592	616
13 / 135	15 / 150	593	617	642
13 / 135	16 / 160	649	675	702
15 / 150	06 / 60	358	373	388
15 / 150	08 / 80	401	418	435
15 / 150	10 / 100	463	482	502
15 / 150	11D / 120	491	511	532
15 / 150	12 / 120	491	511	532
15 / 150	14 / 140	588	612	637
15 / 150	15 / 150	616	641	667
15 / 150	16 / 160	673	700	728

If Glaze finish 2(Frost) is specified, add 65

*The above prices apply to screens finished in one fabric grade. If more than one fabric grade is specified on the screen, please refer to your specifying software for exact price.

Y B T C R S A

Rectangular Accessory Rail Screen



The Rectangular Accessory Rail Screen is finished in an upholstered fabric. It can be mounted to the worksurface in single sided applications and to the cross beam in double sided applications. Top rail has a capability to support accessories.

WHAT'S INCLUDED

1 fabric wrapped screen with single accessory rail, spacer kit and mounting hardware (depending on single or double application).

Single: 2-3 worksurface mounted brackets and fasteners.

Double: 2-3 cross beams depending on screen length.

NOTES

All screens have the same fabric on both sides.

Listed dimensions are nominal. Screens should be specified according to desk width.

PRODUCT OPTIONS

Height	Width	Screen Finish	Table Connector Configuration	Support Beam (if double sided)	Support Finish
38 38cm	10 100cm	Fabric	S Single-Sided D Double-Sided	12, 16	7 Platinum Q Storm White
	11D 120cm for 120° Configurations				
	12 120cm				
	14 140cm				
	15 150cm				
	16 160cm				
	18 180cm				
	20 200cm				
24 240cm					

SAMPLE ORDER CODE

YBTCRSA 38	10	J351	S	12	7
------------	----	------	---	----	---

DIMENSIONS CODE / CM

H	W
38 / 38	10 / 100
38 / 38	11D / 120
38 / 38	12 / 120
38 / 38	14 / 140
38 / 38	15 / 150
38 / 38	16 / 160
38 / 38	18 / 180
38 / 38	20 / 200
38 / 38	24 / 240

PRICING

Gr. AA	Gr. A	Gr. 1
255	264	274
263	273	283
263	273	283
299	310	321
304	315	327
308	319	331
317	329	341
326	338	350
343	356	369

The Rectangular Management Rail Screen is finished in an upholstered fabric. It can be mounted to the worksurface in single sided applications and to the cross beam in double sided applications. Top rail has a capability to support accessories.

Y B T C R S T

Rectangular Management Rail Screen

WHAT'S INCLUDED

1 fabric wrapped screen with single accessory rail, spacer kit and mounting hardware (depending on single or double application).

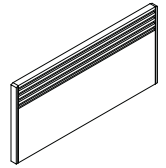
Single: 2-3 worksurface mounted brackets and fasteners.

Double: 2-3 cross beams depending on screen length.

NOTES

All screens have the same fabric on both sides.

Listed dimensions are nominal. Screens should be specified according to desk width.



PRODUCT OPTIONS

Height	Width	Screen Finish	Table Connector Configuration	Support Beam (if double sided)	Support Finish
38 38cm	10 100cm	Fabric	S Single-Sided	12, 16	7 Platinum
	11D 120cm for 120° Configurations		D Double-Sided		Q Storm White
	12 120cm				
	14 140cm				
	15 150cm				
	16 160cm				
	18 180cm				
	20 200cm				
24 240cm					

SAMPLE ORDER CODE

YBTCRST 38	10	J351	S	12	7
-------------------	-----------	-------------	----------	-----------	----------

DIMENSIONS CODE / CM

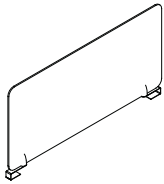
H	W
38 / 38	10 / 100
38 / 38	11D / 120
38 / 38	12 / 120
38 / 38	14 / 140
38 / 38	15 / 150
38 / 38	16 / 160
38 / 38	18 / 180
38 / 38	20 / 200
38 / 38	24 / 240

PRICING

Gr. AA	Gr. A	Gr. 1
328	340	352
347	360	373
347	360	373
389	403	418
398	412	427
408	423	438
425	440	456
444	460	477
479	496	514

YBTCACIM

Intermediate Acrylic Screen



The Intermediate Acrylic Screen is a light weight screen that provides privacy between adjacent work areas.

WHAT'S INCLUDED

1 screen, 2 attachment brackets and fasteners.

NOTES

The width of the Intermediate Acrylic Screen should be equal to the depth of the worksurface.

PRODUCT OPTIONS

Height	Width	Support Finish	Screen Finish
38 38cm	06 60cm 08 80cm	7 Platinum Q Storm White	8 Acrylic (Frost)

SAMPLE ORDER CODE

YBTCACIM 38	06	7	8
-------------	----	---	---

78

DIMENSIONS CODE / CM

W
06 / 60
08 / 80

PRICING

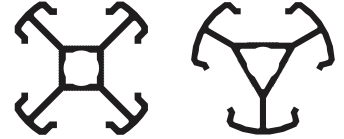
174
206

The Linking Post for Screens creates a full connection between 2, 3 or 4 sides and is available in either 90° or 120° configurations.

WHAT'S INCLUDED

1 linking post and 1 top cap.

YBTCPOST Linking Post for Screens



PRODUCT OPTIONS

Configuration	Finish
90 90°	7 Platinum
120 120°	Q Storm White

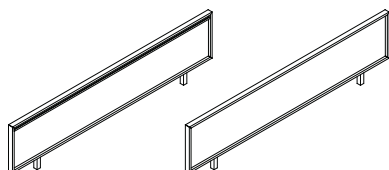
SAMPLE ORDER CODE

YBTCPOST 90	7
-------------	---

CONFIGURATION	PRICING
90°	52
120°	54

Y B T C R F S

Rectangular Frame Screen



The Rectangular Frame Screen provides visual and territorial privacy between desks. In single sided applications the screen mounts to the worksurface. In double sided applications, the screen mounts to the cross beam.

WHAT'S INCLUDED

1 frame screen and 2 mounting brackets.

NOTES

Listed dimensions are nominal. Screen should be specified according to desk width.

PRODUCT OPTIONS

Screen Finish Style	Height	Width	Table Connector Configuration	Support Beam (if double sided)	Support Finish	Screen Finish
3 Acrylic	38	10 100cm	S Single-Sided D Double-Sided	12, 16	7 Platinum Q Storm White	8 Frost
		12 120cm				
		14 140cm				
		15 150cm				
		16 160cm				
		18 180cm				
		20 200cm				

SAMPLE ORDER CODE

YBTCRFS 3	38	10	S	12	7	8
-----------	----	----	---	----	---	---

80

DIMENSIONS CODE / CM

H	W
38 / 38	10 / 100
38 / 38	12 / 120
38 / 38	14 / 140
38 / 38	15 / 150
38 / 38	16 / 160
38 / 38	18 / 180
38 / 38	20 / 200

PRICING

Acrylic
312
341
353
364
375
401
413

The Modesty Panel provides below worksurface privacy to desks.

WHAT'S INCLUDED

1 wood modesty panel, 2 modesty brackets and connecting hardware.

NOTES

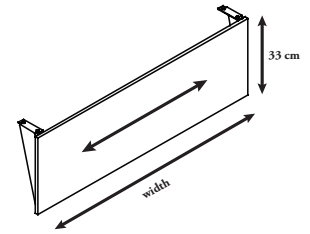
Mounts to the worksurface between two legs.

Should be positioned 5 cm from the edge of the worksurface.

Modesty Panel width is dependant on the size of the worksurface.

Height of Modesty Panel is 33cm.

**YNTCMODP
Modesty Panel**



PRODUCT OPTIONS

Width	Surface Finish	Support Finish
10 100cm	Source Laminate	7 Platinum
12 120cm	Foundation Laminate	Q Storm White
14 140cm		
16 160cm		
18 180cm		
20 200cm		

SAMPLE ORDER CODE

YNTCMODP 10	Y8	7
--------------------	-----------	----------

**DIMENSIONS
CODE / CM**

W
10 / 100
12 / 120
14 / 140
16 / 160
18 / 180
20 / 200

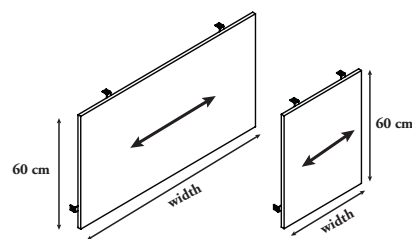
PRICING

	Source Laminate	Foundation Laminate
	96	182
	106	204
	118	249
	137	260
	166	276
	178	287

screens & modesty panels

YNTCINFL

Infill Panel



The Infill Panel provides full enclosure and privacy when mounted to the fixed leg and should be used at the end of benching configurations.

WHAT'S INCLUDED

1 infill panel, 4 infill brackets and connecting hardware.

NOTES

Mounts at the end of the Fixed Leg.

Designed to match 06, 08, 12 & 16 deep fixed leg (YBTCLFH).

PRODUCT OPTIONS

Width	Surface Finish	Support Finish
06 60cm (actual dimension is 50cm)	Source Laminate	7 Platinum
08 80cm (actual dimension is 70cm)	Foundation Laminate	Q Storm White
12 123cm (actual dimension is 113cm)		
16 163cm (actual dimension is 153cm)		

SAMPLE ORDER CODE

YNTCINFL 06	YM	7
-------------	----	---

82

DIMENSIONS CODE / CM

W
06 / 60
08 / 80
12 / 123
16 / 163

PRICING

	Source Laminate	Foundation Laminate
	114	162
	131	194
	149	284
	195	375

cable management &
accessories

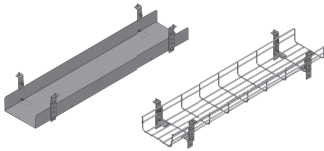
cable management & accessories

PRODUCT MAP87

PRODUCT LISTING88

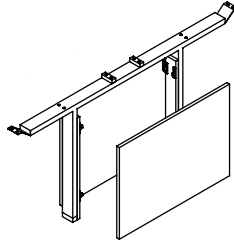
YNTCTRY Mounted Cable Tray / Metal Tray

Page 88
Width: 80cm – 240cm



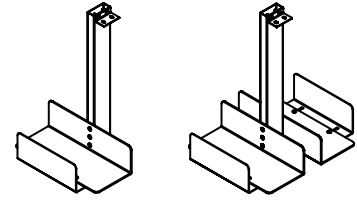
YNTCICR Cable Riser

Page 89
Height: 60cm – 160cm / Height: 54cm



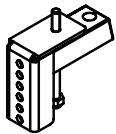
YNTCCPU CPU Holder

Page 90
Height: 50cm / Width: 14.5cm – 18.5cm /
Depth: 35cm



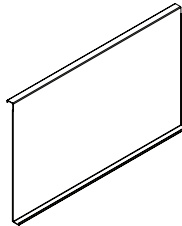
YNTCIHJM Height Flexibility Kit

Page 91



KLAHWB Hanging Whiteboard

Page 92



YNTCTRY

Mounted Cable Tray / Metal Tray

The Mounted Cable Tray / Metal Tray provides wire management capability.

WHAT'S INCLUDED

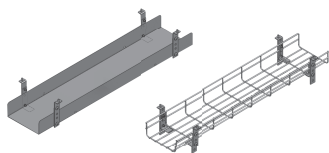
1-2 cable tray (depending on type), mounting brackets and fasteners.

NOTES

Mounts off the worksurface in desk configurations.

Mounts off the center beam in bench configurations.

The tray is 14.5 cm deep.



PRODUCT OPTIONS

Tray	Tray Option	Width	Finish
B Bench	M Metal	08 80cm	7 Platinum
D Desk	W Wire	10 100cm	Q Storm White
		12 120cm	
		14 140cm	
		15 150cm	
		16 160cm	
		18 180cm	
		20 200cm	
		24 240cm	

SAMPLE ORDER CODE

YNTCTRY B	M	10	7
------------------	----------	-----------	----------

DIMENSIONS CODE / CM

W
08 / 80
10 / 100
12 / 120
14 / 140
15 / 150
16 / 160
18 / 180
20 / 200
24 / 240

PRICING

Bench	Desk
127	64
133	67
154	77
156	78
161	81
166	83
171	86
208	104
223	112

The Cable Riser provides wire management capability at the Intermediate Leg.

WHAT'S INCLUDED

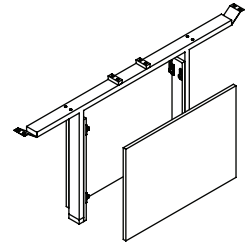
2 door metal riser, 2 middle brackets and connecting hardware.

NOTES

The cable riser is offered in metal finish.

Intermediate leg is not included.

YNTCICR Cable Riser



PRODUCT OPTIONS

Width	Support Finish
06 60cm (actual dimension is 26cm)	7 Platinum
08 80cm (actual dimension is 36cm)	Q Storm White
12 120cm (actual dimension is 55cm)	
16 160cm (actual dimension is 75cm)	

SAMPLE ORDER CODE

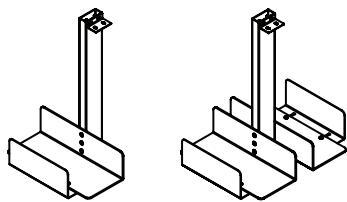
YNTCICR 12	7
------------	---

**DIMENSIONS
CODE / CM**

PRICING

06 / 60	127
08 / 80	127
12 / 123	174
16 / 163	174

YNTCCPU CPU Holder



The CPU Holder provides support for CPU.

WHAT'S INCLUDED

	SG	DB
Hanging Post	1	1
CPU Base Plate	1	2
CPU Fix Plate	1	2
Connecting Hardware	Yes	Yes

NOTES

Supports CPUs of up to 18.5 cm wide.

Width is adjustable in the range of 14.5 cm - 18.5 cm.

Infill panel must be installed prior to the installation of the CPU Holder.

Single CPU Holder cannot be used together with the Intermediate Leg with Cable Riser.

Only single CPU Holder can be used with Cable Riser.

Double CPU holder can not be specified with intermediate leg with cable riser

PRODUCT OPTIONS

Configuration	Finish
SG Single DB Double	7 Platinum Q Storm White

SAMPLE ORDER CODE

YNTCCPU SG	7
------------	---

PRICING

Single	Double
87	136

The Height Flexibility Kit provides the capability to adjust worksurface.

WHAT'S INCLUDED

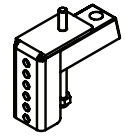
1 set of height flexibility bracket and connecting hardwares.

NOTES

Height adjustability in 0.5cm increments.

Total range of adjustability is 2.5cm.

YNTCIHJM Height Flexibility Fit



PRODUCT OPTIONS

Configuration	Finish
2 2 Units for Return Desk	7 Platinum
4 4 Units for Individual Desks and 120° Desks	Q Storm White
6 6 Units for 90° Worksurfaces	

SAMPLE ORDER CODE

YNTCIHJM 4	7
------------	---

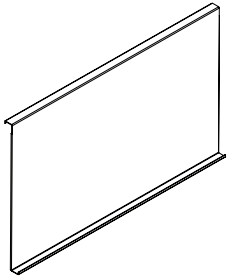
CONFIGURATION

PRICING

2	60
4	120
6	180

K L A H W B

Hanging Whiteboard



The Hanging Whiteboard serves as an erasable message board and is equipped with a marker tray.

WHAT'S INCLUDED

1 whiteboard.

NOTES

Dimension: Height as 31.4cm x width 61cm

PRICING

57

storage

storage

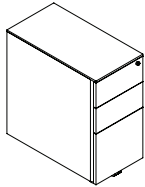
PRODUCT MAP97

PRODUCT LISTING98

product map

YUNIMU Universal Pedestal

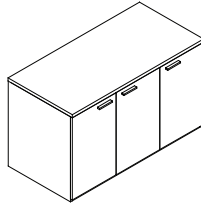
Page 98
 Width: 30cm – 42cm / Depth: 57cm /
 Height: 48cm – 60cm



Box, Box, File Slim

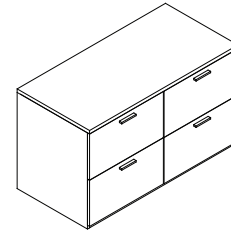
YNTCDRLS Credenza

Page 99
 Width: 123cm – 163cm / Depth: 60.5cm /
 Height: 72cm



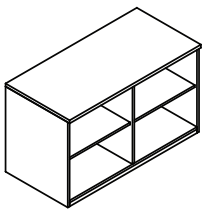
YNTCDWLS Lateral File

Page 100
 Width: 123cm – 163cm / Depth: 60.5cm /
 Height: 72cm



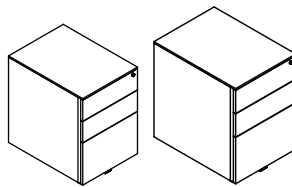
YNTCOFS Open Fronted Storage with Shelf

Page 101
 Width: 123cm – 163cm / Depth: 60.5cm /
 Height: 72cm



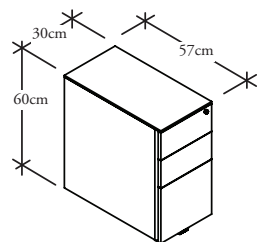
KLBPMPU Tek-N Pedestal

Page 102



Box, Box, File Box, Box, File

YUNIMU Universal Pedestal



Box, Box File Slim

The Universal Pedestal provides storage beneath the worksurface.

WHAT'S INCLUDED

1 pedestal, lock and keys (as specified), 5 casters and accessories as listed below.

Drawer Combinations

355PBFSL	
Pencil Tray	n/a
Hanging File Bar	1

NOTES

Drawer body and cross bar block are default in Ebony.

PRODUCT OPTIONS

Drawer Combination	Finish	Key Style
355PBFSL Box, Box, File Slim	7 Platinum Q Storm White	K Keyed Alike R Keyed Randomly

SAMPLE ORDER CODE

YUNIMU 355PBFSL	7	K
-----------------	---	---

DIMENSIONS CODE / CM

355PBFSL

PRICING

286

The Credenza is available in 2 widths with adjustable shelves.

WHAT'S INCLUDED

1 credenza, shelves, lock and keys (as specified) and levelers.

NOTES

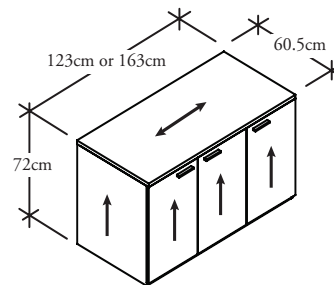
123cm wide Credenza has 3 doors, 163cm wide Credenza has 4 doors.

Credenza with 3 doors has 2 compartments (1 big and 1 small sizes) with one shelf in each.

Credenza with 4 doors has 2 compartments (equal sizes) with 1 shelf in each.

Shelves are height-adjustable.

**YNTCDRLS
Credenza**



PRODUCT OPTIONS

Door Configuration	Finish	Key Style
3 3 doors (123cm) 4 4 doors (163cm)	Source Laminate	K Keyed Alike R Keyed Randomly

SAMPLE ORDER CODE

YNTCDRLS 3	Y8	K
-------------------	-----------	----------

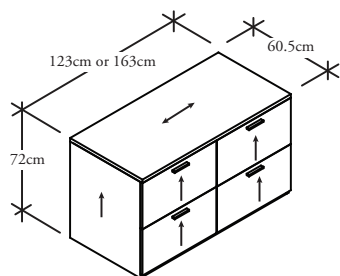
**DOOR
CONFIGURATION**

PRICING

DOOR CONFIGURATION	PRICING
	Source Laminate
3	847
4	1120

YNTCDWLS

Lateral File



The Lateral files are available in 2 widths to provide high density filing storage.

WHAT'S INCLUDED

1 cabinet, drawers (as specified), file bars, lock and keys (as specified) and levelers.

NOTES

123cm wide lateral has 2 drawers (top and bottom), 163cm wide lateral has 4 drawers.

PRODUCT OPTIONS

Configuration	Surface Finish	Key Style
2 2 drawers (123cm) 4 4 drawers (163cm)	Source Laminate	K Keyed Alike R Keyed Randomly

SAMPLE ORDER CODE

YNTCDWLS 2	Y8	K
------------	----	---

DRAWER CONFIGURATION

PRICING

	Source Laminate
2	988
4	1485

The Open Fronted Storage with Shelf provides open binder storage with adjustable shelves.

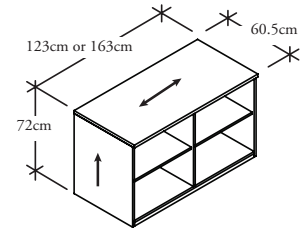
WHAT'S INCLUDED

1 cabinet, shelves and levelers.

NOTES

Shelves are height-adjustable.

YNTCOFS
Open Fronted Storage with Shelf



PRODUCT OPTIONS

Width	Surface Finish
12 123cm (2 open sections with 1 shelf in each) 16 163cm (2 open sections with 1 shelf in each)	Source Laminate

SAMPLE ORDER CODE

YNTCOFS 12	Y8
-------------------	-----------

DIMENSIONS
CODE / CM

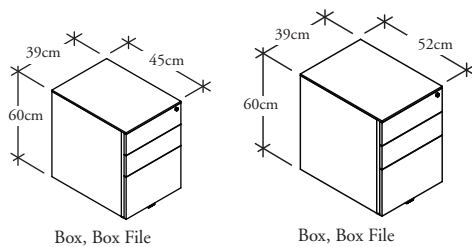
W
12 / 123
16 / 163

PRICING

Source Laminate
727
851



K L B P M U Tek-N Pedestal



The Tek-N Pedestal provides storage beneath the worksurface.

WHAT'S INCLUDED

1 pedestal, lock and keys (as specified), 5 casters and accessories as listed below.

Drawer Combinations

BBF	
Pencil Tray	1
Hanging File Bar	1

NOTES

Drawer body, pencil tray and cross bar block are default in Ebony.

PRODUCT OPTIONS

Drawer Configuration	Depth Column	Finish	Key Style
BBF Box, Box, File	18 45 cm	7 Platinum	K Keyed Alike
	21 52 cm	Q Storm White	R Keyed Randomly

SAMPLE ORDER CODE

KLBPMU BBF	21	Q	K
-------------------	-----------	----------	----------

DRAWER CONFIGURATION

PRICING

	Depth 18	Depth 21
BBF	287	294

fabrics & finishes

fabrics & finishes

LOCAL FINISHES & PANEL FABRICS106

TEKNION'S STANDARD PANEL FABRICS108

local finishes & panel fabrics

Fabrics – Grade AA	
Ignite Graffiti	
Prarie	J320
Artic	J321
Rockey	J322
Mangrove	J323
Desert	J324
Creek	J325
Pacific	J326
Coral Reef	J327
Lagoon	J328
Night Sky	J329
Stencil	J350
Mural	J351
Chalk	J352
Woodblock	J353
Crayon	J354
Watercolor	J355
Graphite	J356
Marker	J357
Coal	J358
Aerosol	J359
Pigment	J360
Muskoka	
Silver	RM01
Sand	RM02
Golden	RM03
Oxford	RM04
Lime	RM05
Terra	RM06
Ash	RM07
Breeze	RM08
Cocoa	RM09
Maroon	RM10
Leaf	RM11
Night Pound	RM12
Midnight	RM13
Fire Work	RM14
Lake	RM15

Fabrics – Grade AA	
Evolve	
Gumleaf	E321
Snow	E322
Shadow	E323
Sand	E324
Sun	E325
Shell	E326
Flower	E327
Paper	E328
Horizon	E329
Sandstone	E330
Herb	E331
Cardinal	E332
Violet	E333
Ghosting	E334
Thunder	E335
Olive	E336
Wildberry	E338
Twilight	E339
Flax	E340
Granite	E341
Bark	E342
Grass	E343
Sunset	E344
Misty Blue	E345
Harmony	
Mocha	E360
Marble	E361
Agate	E362
Ivory	E363
Oyster	E364
Opal	E365
Pearl	E366
Diamond	E367
Ebony	E368
Dolomite	E369
Ming	E370
Olympia	E371
Zircon	E372
Tuscany	E373
Magnum	E374
Jasper	E375
Orchid	E376
Riviera	E377
Celadon	E378
Topaz	E379

Fabrics – Grade AA	
Mediterranean	
Lime	GY01
Tree	GY02
Apple	GY03
Lobster	GY04
Pink	GY05
Wine	GY06
Silver	GY07
Summer	GY08
Cobalt	GY09
Grape	GY10
Gold	GY11
Beach	GY12
Cannon	GY13
Bronze	GY14
Black	GY15
Alaska	
White	MA70
Grey	MA71
Cream	MA72
Brown	MA73
Apple	MA74
Terra	MA75
Ash	MA76
Breeze	MA77
Cocoa	MA78
Maroon	MA79
Leaf	MA80
Night Pound	MA81
Midnight	MA82
Fire Work	MA83
Lake	MA84

local finishes & panel fabrics (continued)

Fabrics – Grade AA	
Caribbean	
Taboo	NB03
Monserat	NB04
Martinique	NB05
Cobalt	NB06
Curacao	NB07
Costa	NB08
Demerera	NB09
Guava	NB10
Mustique	NB11
Rutie	NB14
Coconut	NB15
Tequila	NB16
Sombrero	NB17
Havana	NB18
Night	NB19
Steel	NB20
Rum	NB21
Yellow	NB23
Pewter	NB24
Rose	NB25
Sapphire	NB28
Lemon	NB29
Olive	NB30
Scandinavia	
Khaki	NB32
Granite	NB33
Golden Orange	NB34
Deep Crimson	NB35
Olive	NB38
Midnight Blue	NB39
Chalk	NB40
Wheat	NB41
Umber	NB42
Laguna	NB44
Skyway	NB45
Honeycomb	NB46

Fabrics – Grade A	
Spectrum	
Persian Orange	X145
Liver	X146
Battleship Grey	X147
Chamoisee	X148
Dark Night	X149
Isabelline	X150
Navy Blue	X151
Splashed White	X152
Army Green	X153
Persian Red	X154
Peach Yellow	X155
Sangria	X156
Earth Yellow	X157
Purssian Blue	X158
Tyrian Purple	X159
Byzantium	X160
Wenge	X161
Hunter Green	X162
Payne's Grey	X163
Terra Cotta	X164
Cordovan	X165

Surface Finishes	
Foundation Laminate	
Teak Allover	B7
Bright White	C8
Mission White	R1
Lincoln Walnut	R3
Mali Wenge	R5
Surf	TB
Cool Grey	TC
Birch	TD
French Sycamore	TF
Maple	YM
Source Laminate	
Ladina	B8
Maple Mossella	B9
Mochar Walnut	U6
Tropical Woods	U9
White	X2
Sandstone	X3
Light Grey	X4
Graphite	X5
Black	X6
Ivory	X7
Murnau Maple	X8

Paint Finish	
Platinum	7
Storm White	Q

Glaze Finish	
Clear	1
Frost	2

Acrylic Screen Finish	
Frost	8

teknion's standard panel fabrics

Fabrics – Grade A	
Nitty Gritty	
Block	N122
Detail	N123
Think	N130
Gist	N133
Factor	N134
Specific	N135
Tangle	
Snarl	T531
Knot	T532
Interweave	T533
Ravel	T534
Kinks	T535
Spangle	T536
Tousle	T537
Crook	T538
Muddle	T539
Entwine	T540
Egypt	
Cairo	E301
Giza	E302
Port Said	E304
Suez	E305
Banha	E351
Mallawi	E352
Bilbays	E353
Jirja	E354
Idku	E355
Edfu	E356
Girga	E357
Desouk	E358
Arish	E359
Beeline	
Plumb	B631
String	B632
Strand	B633
Thread	B634
Band	B639
Dash	B640

Fabrics – Grade A	
Wales	
Swansea	W402
Teifi	W403
Newport	W404
Wrexham	W414
Corwen	W416
Bangor	W417
Newbridge	W418
Pembroke	W419
Kidwelly	W420
Goodwick	W421
Wired Up	
Caged	W731
Intermingle	W739
Mesh	W740
Linkage	W741
Drawplate	W742
Nichrome	W743
Circuit	W744

Fabrics – Grade 1	
Peru	
Tacna	P401
Nazca	P402
Lima	P403
Casma	P404
Puno	P405
Cuzco	P406
Tingo Maria	P407
Callao	P409
Tumbes	P411
Puerto	P412
Brazil	
Manaus	B203
Canela	B204
Timbo	B208
Jacarei	B217
Betim	B220
Olinda	B231
Laguna	B233
Gampo Grande	B260
Serra	B261
Porto Velho	B262
Linen Weave	
Gate	L308
Sesame	L309
Coir	L327
Bast	L328
Dusty Grey	L329
Mineral	L330
Linseed	L331
India	
Bombay	D402
Agra	D404
Gwalior	D405
Varanasi	D407
Haora	D408
Surat	D409
Kashmir	D417
Pushkar	D418
Kerala	D419
Munnar	D420
Nanital	D421
Chennai	D422
Pune	D423
Mumbai	D424
Manali	D425

teknion's standard panel fabrics (continued)

Fabrics – Grade 1	
Flicker	
Glitter	F 531
Beam	F 532
Sparkle	F 533
Flash	F 534
Glint	F 535
Sheen	F 536
Gleam	F 537
Glow	F 538
Luster	F 539
Twinkle	F 540
Vista	
Panorama	V 201
Glimpse	V 202
Twine	V 203
Scene	V 204
Valley	V 205
Horizon	V 206
Essentials	
Gris	E 380
Vanilla	E 381
Dove	E 382
Brier	E 383
Light Grey	E 384
Slate	E 385
Forsythia	E 386
Tangelo	E 387
Fuchsia	E 388
Verde	E 389
Aqua	E 390
Banner	E 391
Warp Speed	
Headwind	W 110
White Space	W 111
Strobe	W 112
Reed Arrow	W 113
Jet	W 114
Steel Racer	W 115
Earth Orbit	W 116
Topology	
Ceramic	T 100
Open Space	T 101
Natural	T 102
Cooling	T 103
Shadow	T 104

Fabrics – Grade 1	
Makah	
Shaker	M 415
Luminous	M 416
Arundo	M 417
Solano	M 418
Flitch	M 419
Splint	M 420
Rationale	
Classical	R 380
Drift	R 381
Firma	R 382
Lucid	R 383
Abstract	R 384
Mind's Eye	R 385
Infinite	R 386
Transcend	R 387
Lustrado	
Glassine	L 363
Acetate	L 364
Brilliance	L 365
Alloy	L 366
Gallium	L 367
Incandescent	L 368
Resin	L 369
Sterling	L 370
Gilt	L 371
Varnish	L 372
Vitreous	L 373
Presse	
Halo Effect	P 100
Overlay	P 101
Masked	P 102
Relief	P 103
Plaited	P 104
Gravure	P 105
Bandeau	
Washi	B 124
Hemp	B 125
Grosgrain	B 126
Palla	B 127
Farran	B 128
Artopia	
Primer	R 176
Kinetic	R 177
Stencil	R 178
Magenta	R 179
Amerlith	R 180
Cadmium	R 181
Aquatint	R 182
Vivid Blue	R 183

TEKNION CORPORATION

IN CANADA:

1150 FLINT ROAD
TORONTO, ONTARIO
M3J 2J5 CANADA
TEL 866.TEKNION
866.835.6466
FAX 416.661.4586

IN THE USA:

350 FELLOWSHIP ROAD
MT LAUREL, NEW JERSEY
08054 USA
TEL 877.TEKNION
877.835.6466
FAX 856.552.5088

OTHER OFFICES LOCATED IN:

EUROPE
SOUTH AND CENTRAL AMERICA
MIDDLE EAST
ASIA
RUSSIA
FOR REGIONAL CONTACT
INFORMATION GO TO
www.teknion.com

TEKNION EMBRACES CHANGE AND ITS INNATE POSSIBILITIES. OUR CULTURE IS ONE OF INNOVATION. IN THAT SPIRIT, WE HAVE STEPPED FORWARD TO INTEGRATE SUSTAINABLE PRINCIPLES AND PRACTICES INTO THE DESIGN, MANUFACTURING AND MARKETING OF OUR PRODUCTS.

TEKNION PRODUCTS PERFORM INDEPENDENTLY AND IN CONCERT, COMBINING IN VIRTUALLY UNLIMITED CONFIGURATIONS. OUR PHILOSOPHY EMBRACES DESIGN AS ONE OF THE BEST TOOLS WE HAVE FOR REALIZING THE BENEFITS OF BUSINESS, WHILE ALSO STRIVING TO REACH SUSTAINABLE GOALS.

WE HAVE LEARNED FROM DESIGN THAT CHANGING A SINGLE DETAIL ALTERS THE WHOLE. EVERY INCH MAKES A DIFFERENCE. EVERY LEAP IS THE SUM OF MANY SMALL STEPS.

TEKNION CREATES FURNITURE THAT CONNECTS PEOPLE, TECHNOLOGY AND SPACES; INTEGRATED DESIGN WITH NEW POSSIBILITIES FOR A HEALTHY, PRODUCTIVE WORLD TOMORROW AND THE DAY AFTER.