

korato

GENERAL INFORMATION 179

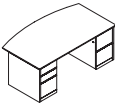
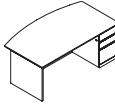
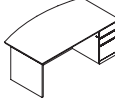
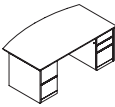
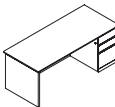
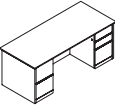
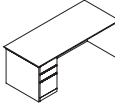
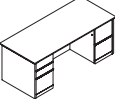

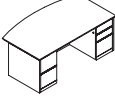

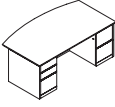
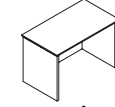
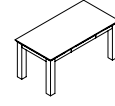
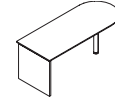
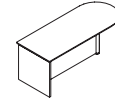
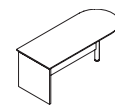
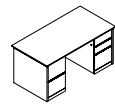
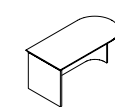
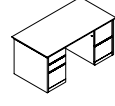
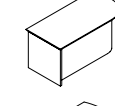
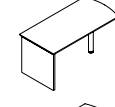
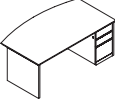
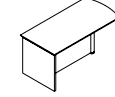
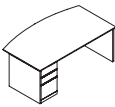
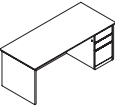
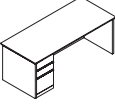
PRICE GUIDE 211

korato
general information

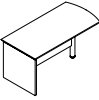

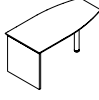

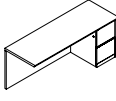
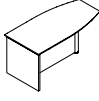

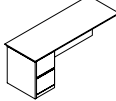
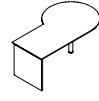

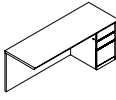

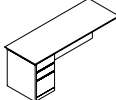
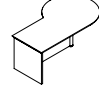
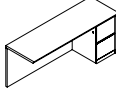
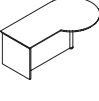
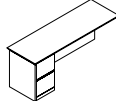
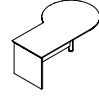
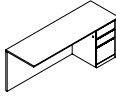
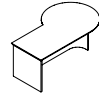
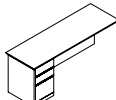
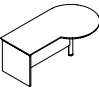
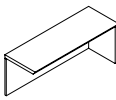
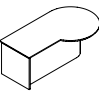
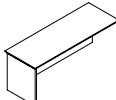

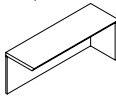

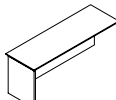

korato general information

PRODUCT MAP	180
WHERE TO ORDER / HOW TO USE THIS GUIDE	187
SPECIFICATION	188
APPLICATION GUIDELINES	190
GENERAL INSTALLATION & HARDWARE	202
CARE & MAINTENANCE	203
WARRANTY / TERMS & CONDITIONS	204
FINISHES & OPTIONS	206
HANDLE OPTIONS	207
EDGE DETAIL OPTIONS	207
TYPICALS	208

product map


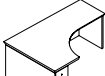
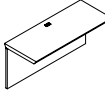
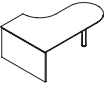
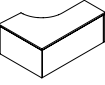
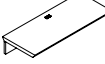

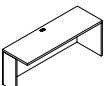
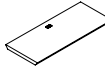

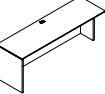
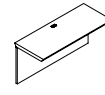
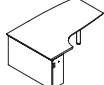
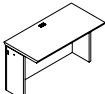




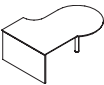









	PAGE	CODE	PAGE	CODE	PAGE
General Information		Desks			
Where to Order/ How to Use this Guide	187	 Double Pedestal Bow Top Desk with Box, File Pedestal on Left and File, File Pedestal on Right Full Height Modesty KMD-ED	214	 Single Pedestal Desk, Breakfront Style with Bow Top and Box, Box, File Pedestal on Right KMISR-D	217
Specification					
Series Details	188			 Single Pedestal Desk, Breakfront Style with Bow Top and Box, Box, File Pedestal on Left KMISL-D	217
Construction	188	 Double Pedestal Bow Top Desk with File, File Pedestal on Left and Box, Box, File Pedestal on Right Full Height Modesty KMD-DE	214	 Single Pedestal Desk, Breakfront Style with Rectangular Top and Box, Box, File Pedestal on Right KISR-D	217
Veneers & Wood Solids	189				
Teknion Wood Conversion Varnish Specifications	189				
Application Guidelines					
Edge Details	190	 Double Pedestal Desk with File, File Pedestal on Left and Box, Box, File Pedestal on Right Full Height Modesty KD-ED	214	 Single Pedestal Desk, Breakfront Style with Rectangular Top and Box, Box, File Pedestal on Left KISL-D	217
Grommet Specification	191				
Desks & Credenzas	192	 Double Pedestal Desk with Box, Box, File Pedestal on Left and File, File Pedestal on Right Full Height Modesty KD-DE	214	 Desk Shell with Recessed Modesty Panel with Bow Top KMIT	218
Modesty Panel Options	193				
Piano Desks	194	 Double Pedestal Desk, Breakfront Style with Bow Top, File, File Pedestal on Left and Box, Box, File Pedestal on Right KMD-ED	215	 Desk Shell with Recessed Modesty Panel with Bow Top KMT	218
Executive Bridges	195				
Executive Returns	195	 Double Pedestal Desk, Breakfront Style with Bow Top, Box, Box, File Pedestal on Left and File, File Pedestal on Right KMD-DE	215	 Desk Shell with Recessed Modesty Panel KT	218
Corner Components	196				
Linking Bridges	197			 Table Desk with 3" Apron, Centered Pencil Drawer and 4" Square Legs KTB	219
Side-by-Side Components	198				
Modular Pedestals & Handles	198			 "D" Shaped Table with Wood Column Support and Full End Panel KDD	220
Locks	199				
Tackboards	200			 "D" Shaped Desk with Wood Column Support, Full Modesty Panel and End Panel KDDF	220
Lighting	200				
Hutch Positioning	201			 "D" Shaped Desk with Wood Column Support, 3/4 Modesty Panel and Full End Panel KQDD	221
General Installation & Hardware	202				
Care & Maintenance Guide	203	 Double Pedestal Desk, Breakfront Style with Rectangular Top and File, File Pedestal on Left and Box, Box, File Pedestal on Right KID-ED	215	 "D" Shaped Table Desk with Full Height Curved Modesty Panel and End Panel KDDCR	221
Warranty / Terms & Conditions	204				
Finishes & Options	206	 Double Pedestal Desk, Breakfront Style with Rectangular Top and Box, Box, File Pedestal on Left and File, File Pedestal on Right KID-DE	215	 "D" Shaped Table Desk with Full Height Curved Modesty Panel and End Panel KDDCL	221
Handles Options	207				
Edge Detail Options	207			 Bow End "D" Shaped Table with Wood Column Support and Full End Panel KDBBE	221
Typicals	208	 Single Pedestal Desk, Full Height Modesty Panel with Bow Top and Box, Box, File Pedestal on Right KMSR-D	216	 Bow End "D" Shaped Table with Wood Column Support, Full Modesty Panel and Full End Panel KDBBEF	222
		 Single Pedestal Desk, Full Height Modesty Panel with Bow Top and Box, Box, File Pedestal on Left KMSL-D	216		
		 Single Pedestal Desk, Full Height Modesty Panel with Rectangular Top and Box, Box, File Pedestal on Right KSR-D	216		
		 Single Pedestal Desk, Full Height Modesty Panel with Rectangular Top and Box, Box, File Pedestal on Left KSL-D	216		

product map

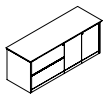
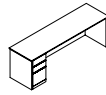
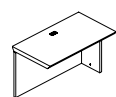
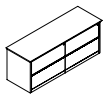
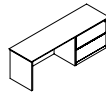
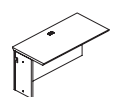
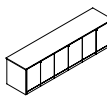
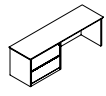
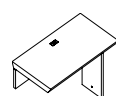
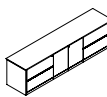
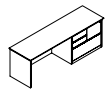
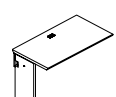
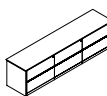
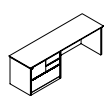
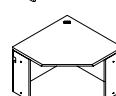
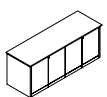
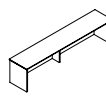
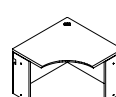
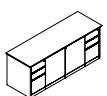
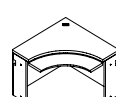
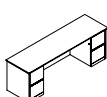
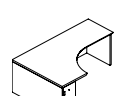
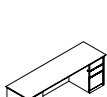
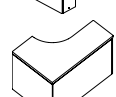
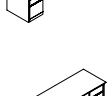
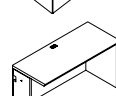
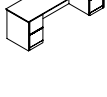
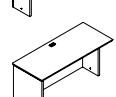
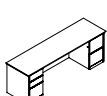
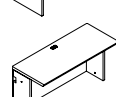

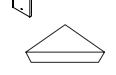
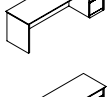
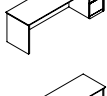
CODE	PAGE	CODE	PAGE	CODE	PAGE
 Bow End "D" Shaped Table with Wood Column Support, 3/4 Modesty Panel and Full End Panel KQDBE	222	 Metal Straight Modesty Panel hanging from Top CMP	226	Returns	
 Boat Shaped Table Desk with Wood Column Support and Full End Panel KDBS	223	 Metal Curved Modesty Panel hanging from Top CMP	227	 Executive Return with Full Height Flush Modesty Panel and File, File Pedestal on Right KERR-E	230
 Boat Shaped Table Desk with Wood Column Support, Full Modesty Panel and Full End Panel KDBSF	223	 Metal Curved Modesty Panel hanging from Top CMP-W	227	 Executive Return with Full Height Flush Modesty Panel and File, File Pedestal on Left KERL-E	230
 Right "P" Shaped Table with Wood Column Support and Full End Panel KTPR	224	 Metal Curved Modesty Panel hanging from Top CMP-G	227	 Executive Return with Full Height Flush Modesty Panel and Box, Box, File Pedestal on Right KERR-D	230
 Left "P" Shaped Table with Wood Column Support and Full End Panel KTPL	224			 Executive Return with Full Height Flush Modesty Panel and Box, Box, File Pedestal on Left KERL-D	230
 Right "P" Shaped Table with Wood Column Support, Full Height Modesty Panel and Full End Panel KTPFR	224			 Executive Return with Full Height Flush Modesty Panel and File, File Pedestal on Right KERR-E	231
 Left "P" Shaped Table with Wood Column Support, Full Height Modesty Panel and Full End Panel KTPFL	224			 Executive Return with Full Height Flush Modesty Panel and File, File Pedestal on Left KERL-E	231
 Right "P" Shaped Table with Wood Column Support, 3/4 Height Modesty Panel and Full End Panel KQTPR	225			 Executive Return with Full Height Flush Modesty Panel and Box, Box, File Pedestal on Right KERR-D	231
 Left "P" Shaped Table with Wood Column Support, 3/4 Height Modesty Panel and Full End Panel KQTPL	225			 Executive Return with Full Height Flush Modesty Panel and Box, Box, File Pedestal on Left KERL-D	231
 Right "P" Shaped Table with Wood Column Support, Curved Modesty Panel and Full End Panel KTPCR	225			 Right Executive Height Return with Full Flush Back Panel KERR	232
 Left "P" Shaped Table with Wood Column Support, Curved Modesty Panel and Full End Panel KTACL	225			 Left Executive Height Return with Full Flush Back Panel KERL	232
 Metal Post Upgrade from SMO3 SM	226			 Right Executive Height Return with Full Height Flush Back Panel KERR	232
 Metal Post Upgrade from SMO3 F3	226			 Left Executive Height Return with Full Height Flush Back Panel KERL	232
 Wood Elliptical Base with End Caps, Upgrade from SMO3 TE	226				

product map






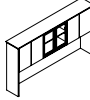

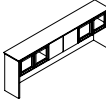


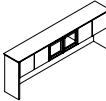
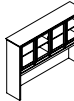





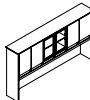

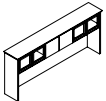

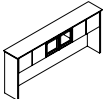





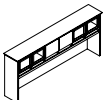

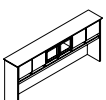



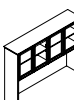


182












































CODE	PAGE	CODE	PAGE	CODE	PAGE
Piano Desks			Bridges		
	Right "D" Shaped Piano Table Desk with Wood Column Support and Full End Panel, 30" Deep Worksurface Extension and 24" Return Connection KT DPR 234		Right Extended Corner Table with Inner Curve with a 24" Return Connection KEKR 236		Executive Bridge Top and Back Panel for "U" Configuration KBT 243
	Left "D" Shaped Piano Table Desk with Wood Column Support and Full End Panel, 30" Deep Worksurface Extension and 24" Return Connection KT DPL 234		Left Extended Corner Table with Inner Curve with a 24" Return Connection KEKL 236		Executive Bridge Top with 8" Modesty Panel for Utility Access for Panel KBT-Q8 243
	Left "D" Shaped Piano Table Desk with Full Height Curved Modesty Panel and Full End Panel, a 30" Deep Worksurface Extension and 24" Return Connection KT DPCR 234		Right Linking Return to be Used in Conjunction with Extended Piano Corner Units or Piano Shaped Desks KVER 237		Executive Bridge Top and Back Panel for "U" Configuration KBT-T 243
	Left "D" Shaped Piano Table Desk with Full Height Curved Modesty Panel and Full End Panel, a 30" Deep Worksurface Extension and 24" Return Connection KT DPCL 234		Left Linking Return to be Used in Conjunction with Extended Piano Corner Units or Piano Shaped Desks KVEL 237		Executive Bridge Top and Hinged Back Panel KHBT 243
	Right Boat Shaped Piano Table Desk with Wood Column Support and Full End Panel, a 36" to 30" Deep Worksurface Extension and 24" Return Connection KT BPR 235		Bridge for Extended Piano Corner Units or Piano Shaped Desks, with Full Back Panel and Recessed End Panels KBTN 237		
	Left Boat Shaped Piano Table Desk with Wood Column Support and Full End Panel, a 36" to 30" Deep Worksurface Extension and 24" Return Connection KT BPL 235		Upgrade to Straight Front Detail on Piano Desks ES 238		
	Right "P" Shaped Piano Table Desk with Wood Column Support and Full End Panel, with 42" Diameter Worksurface Extension, 30" Stem and 24" Return Connection KT PPR 235		Upgrade to Straight Front Detail, with Full Adjustable Keyboard Surface for a Sit or Stand Position on Piano Desks ESK 238		
	Left "P" Shaped Piano Table Desk with Wood Column Support and Full End Panel, with 42" Diameter Worksurface Extension, 30" Stem and 24" Return Connection KT PPL 235		Metal Post Upgrade SM 239		
	Right "P" Shaped Piano Desk with Full Curved Modesty Panel and Full End Panel, with 42" Diameter Worksurface Extension with 30" Stem and 24" Return Connection KT PPCR 236		Metal Flat Plate Base Upgrade F3 239		
	Left "P" Shaped Piano Desk with Full Curved Modesty Panel and Full End Panel, with 42" Diameter Worksurface Extension with 30" Stem and 24" Return Connection KT PPCL 236		Wood Elliptical Base Upgrade, PVC End Caps included, Please specify Black or Aluminum PVC TE 239		
			Metal Straight Panel Back Hanging From Top CMP 239		
			Metal Curved Back Panel Hanging From Top CMMP 240		
			Wood Straight Panel Back Hanging From Top CMP-W 240		
			Glass Straight Panel Back Hanging From Top CMP-G 240		

product map

CODE	PAGE	CODE	PAGE	CODE	PAGE			
Credenzas			Corners & Components					
	Full Storage Credenza with Lateral File on Left and Storage Cabinet on Right KCF	246		Single Pedestal Credenza with Box, Box, File Pedestal on Left KCL-D	250		Right Linking Bridge to join Corner Worksurface to Desk or Credenza KBT-NLR	254
	Full Storage Credenza with Two 36" or 30" Lateral Files KC-xx	246		Single Pedestal Credenza with 36" Lateral File on Right KCR-F	250		Left Linking Bridge to join Corner Worksurface to Desk or Credenza KBT-NLL	254
	Full Storage Credenza with 3 Storage Cabinets with Doors KC-xxx	246		Single Pedestal Credenza with 36" Lateral File on Left KCL-F	250		Right Linking Bridge to join Corner Worksurface to Desk or Credenza KBT-NLR-Q8	254
	Full Storage Credenza with Lateral File, Storage Cabinet and Lateral File KC-xxx	246		Single Pedestal Credenza with Combination Storage, Two Boxes, One File and One Lateral File on Right KCR-Z	251		Left Linking Bridge to join Corner Worksurface to Desk or Credenza KBT-NLL-Q8	255
	Full Storage Credenza with Three Sets of 36" or 30" Lateral Files KC-xxx	247		Single Pedestal Credenza with Combination Storage, Two Boxes, One File and One Lateral File on Left KCL-Z	251		Corner Table to be used with Linking Returns & Linking Bridges KE	255
	Full Storage Credenza with Two Storage Cabinets with Doors KC-xx	247		Credenza Shell, Full Modesty Panel KC	252		Corner Table to be used with Linking Returns & Linking Bridges EK	255
	Full Storage Credenza with Box, Box, File, Storage Cabinet and Box, Box, File KCD-D	247					Corner Table to be used with Linking Returns & Linking Bridges EKS	256
	Double Pedestal Credenza with Full Height Modesty Panel and 2 File, File Pedestals KCK-EE	247					Right Extended Corner Table with 24" Return Connection EKR	256
	Double Pedestal Credenza with Full Height Modesty Panel and 2 Box, Box, File Pedestals KCK-DD	248					Left Extended Corner Table with 24" Return Connection EKL	256
	Double Pedestal Credenza with Full Height Modesty Panel, File, File Pedestal on Left and Box, Box, File Pedestal on Right KCK-ED	248					Right Linking Return to be used with Corner Unit KVR	257
	Double Pedestal Credenza with Full Height Modesty Panel, Box, Box, File Pedestal on Left and File, File Pedestal on Right KCK-DE	248					Left Linking Return to be used with Corner Unit KVL	257
	Single Pedestal Credenza with Full Height Modesty Panel, Box, Box, File Pedestal on Left and File, File Pedestal on Right KCK-DE	248					Center Surface with Recessed End Panels KV	258
	Single Pedestal Credenza with File, File Pedestal on Right KCR-E	249					Corner Filler Top KV-1212-CT	258
	Single Pedestal Credenza with Box, Box, File Pedestal on Right KCR-D	249						
	Single Pedestal Credenza with File, File Pedestal on Left KCL-E	249						










product map

CODE	PAGE	CODE	PAGE	CODE	PAGE
Modular Storage		Hutches & Wall-Mounted Storage			
	Modular Lateral File KWF / KWN 260		36" High Storage Hutch with Wood Doors K-SH36 264		54" High Storage Hutch with Wood Doors at Center and Aluminum Framed Glass Doors at Ends K-2SH54GDG 269
	Modular Combination Storage with 2 Boxes, 1 File and 1 Lateral File, Box Drawers do not lock KWZR 260		36" High Storage Hutch with Aluminum Framed Glass Doors K-SH36G 264		54" High Storage Hutch with Aluminum Framed Glass Doors at Center and Wood Doors at Ends K-2SH54GD 269
	Modular Combination Storage with 1 File, 2 Boxes and 1 Lateral File, Box Drawers do not lock KWZL 260		36" High Storage Hutch with Wood Doors at Center and Aluminum Framed Glass Doors at Ends K-SH36GDG 265		54" High Storage Hutch with Pigeon-Hole Slots K-2SHP54 270
	Modular Cabinet with Doors and 1 Adjustable Shelf KWG / KWM 260		36" High Storage Hutch with Aluminum Framed Glass Doors at Center and Wood Doors at Ends K-SH36DGD 265		54" High Storage Hutch with Pigeon-Hole Slots and Aluminum Framed Glass Doors K-2SHP54G 270
	Modular 2 Box, 1 File Drawer Pedestal KW-D 261		42" High Storage Hutch with Wood Doors K-SH42 266		54" High Storage Hutch with Pigeon-Hole Slots with Wood Doors at Center and Aluminum Framed Glass Doors at Ends K-2SHP54GDG 270
	Modular 2 File Drawer Pedestal KW-E 261		42" High Storage Hutch with Aluminum Framed Glass Doors K-SH42G 266		54" High Storage Hutch with Pigeon-Hole Slots with Aluminum Framed Glass Doors at Center and Wood Doors at Ends K-2SHP54DGD 270
	Finished Back For 15" or 30" or 36" Modular Pedestal KBA 261		42" High Storage Hutch with Wood Doors at Center and Aluminum Framed Glass Doors at End K-SH42GDG 267		Tackboard for 36" High Non Pigeon-Hole Hutches KTS 271
			42" High Storage Hutch with Aluminum Framed Glass Doors at Center and Wood Doors at End K-SH42DGD 267		Tackboard for 42" & 54" High Non Pigeon-Hole Hutches KTS-H26 271
			Closed 42" High Storage Hutch with Pigeon-Hole Slots K-SHP42 267		Tackboard for 42" & 54" High Pigeon-Hole Hutches KTSP-H23 271
			Closed 42" High Storage Hutch with Pigeon-Hole Slots and Glass Doors K-SHP42G 268		Tackboard with Accessory Rail for 36" High Non Pigeon-Hole Hutches KTSAS 272
			42" High Storage Hutch with Pigeon-Hole Slots with Wood Doors at Center and Aluminum Framed Glass Doors at Ends K-SHP42GDG 268		54" High Storage Hutch with Aluminum Framed Glass Doors at Center and Wood Doors at Ends KTSAS-H26 272
			42" High Storage Hutch with Pigeon-Hole Slots with Aluminum Framed Glass Doors at Center and Wood Doors at Ends K-SHP42DGD 268		Tackboard with Accessory Rail for 42" and 54" High Pigeon-Hole Hutches KTSPAS-H23 272
			54" High Storage Hutch with Wood Doors K-2SH54 269		Wall Mount Storage with Hinge Doors CSF 273
			54" High Storage Hutch with Aluminum Framed Glass Doors K-2SH54G 269		Wall Mount Storage with Glass Doors CSF-G 273
					Wall Mount Storage with Sliding Glass Doors CSF-GSL 273

CODE	PAGE	CODE	PAGE	CODE	PAGE			
	Wall Mount Storage with Hinged Doors and Pigeon-Hole Slots CSFP	273		T5 Task Light FLUC	279	Freestanding Storage		
	Wall Mount Storage with Pigeon-Holes & Glass Doors CSFP-G	274		Flat Task Light EL	279		Freestanding Pedestal on Base, Box, Box, File Drawers KWDB / KWDB	284
	Wall Mount Storage with Pigeon-Holes & Sliding Glass Doors CSFP-GSL	274		Metal Flip Sorter - Accessory Rail Mounted DAFS01	280		Freestanding Mobile Pedestal, Box, Box, File Drawers KWDM / KWDM	284
	Wall Mount Storage with Flipper Doors CSFF	274		Metal Slant Sorter - Accessory Rail Mounted DASS01	280		Freestanding Lateral File KF / KN	284
	Wall Mount Storage with Pigeon-Hole Slots and Flipper Doors CSFFP	274		Metal Binder Bin - Accessory Rail Mounted DABB01	280		Freestanding Lateral File with 3 Drawers KF3 / KN3	284
	Open Wall Mount Storage CSFO	275		Metal Media Bin - Accessory Rail Mounted DAMB01	280		Freestanding Lateral File with 4 Drawers, Common Top KF4 / KN4	285
	Open Wall Mount Storage CSF0D16	275		Metal Letter Tray - Accessory Rail mounted DALTO1	281		Right Lateral Combination Storage with 2 Box Drawers, 1 File and 1 Lateral File KZR	285
	Open Wall Mount Storage with Pigeon-Hole Slots CSFOP	275		Metal Utility Tray - Accessory Rail mounted DAUTO1	281		Left Lateral Combination Storage with 2 Box Drawers, 1 File and 1 Lateral File KZL	285
	Open Wall Mount Storage with Pigeon-Holes CSFOPD16	275		Metal Paper Pocket - Accessory Rail mounted DAPP01	281		Freestanding Storage Cabinet with Doors KBD	285
	Wall Mount Tackboard for 36" High Non Pigeon-Hole Wall Mounted Cabinets at a Finished Height of 66" TS	276		Telephone Holder - Accessory Rail mounted DATH01	281		Freestanding Storage Cabinet, no Doors KOB	286
	Wall Mount Tackboard for 42" and 54" High Non Pigeon-Hole Wall Mount Cabinets at a Finished Height of 72" TS-H26	276		Rectangular Grommet - Metal GM5	282		Open Bookcase KBx-3x15	286
	Wall Mount Tackboard for 42" and 54" High Pigeon-Hole Wall Mount Cabinets at a Finished Height of 72" TSP-H23	277		Lock Assembly LO	282		Magazine Shelf for Use with Open Bookcases, can be Specified for each Shelf in an Open Bookcase KAG	286
	Wall Mount Tackboard with Accessory Rail TSAS	277		Quarter Round Open Bookcase with Adjustable Shelves KBxR-1515	287		Open Bookcase with 4 Adjustable Shelves K7	287
	Wall Mount Tackboard with Accessory Rail TSAS-H26	278		Quarter Round Open Bookcase with Adjustable Shelves KB7R	287		Storage Cabinet with Wood Doors and 4 Adjustable Shelves K1	288
	Wall Mount Tackboard with Accessory Rail TSPAS-H23	278		Paper Organizer, Legal or Letter Format KCP-H16	279			

product map

186

	CODE	PAGE
	Wardrobe Cabinet with Doors, Coat Rack and Hat Shelf K2	288
	Cabinet with Doors, Storage with Adj. Shelves on Right & Wardrobe on Left K25	289
	Open Cabinet with 2 Lateral File Drawers and 2 Adjustable Shelves K12	289
	Cabinet with Doors and 2 Adjustable Shelves, 2 Lateral File Drawers K13	290
	Cabinet with Doors, 3 Lateral File Drawers, 1 Adjustable Shelf K14	290
	Cabinet with Lower Bookcase with Doors and Adjustable Shelf, Open Upper Bookcase with 2 Adjustable Shelves K22	291
	Closed Storage Cabinet with Upper and Lower Split Wood Doors, 3 Adjustable Shelves and 1 Fixed Shelf K23	291
	Right Tower Unit. Wardrobe on One Side with Coat Rod, Three File Drawers, on the Other Side, a Closed Door Bookcase with One Adjustable Shelf K27-R	292
	Left Tower Unit. Wardrobe on One Side with Coat Rod, Three File Drawers, on the Other Side, a Closed Door Bookcase with One Adjustable Shelf K27-L	292

korato general information

where to order / how to use this guide

AREA

CUSTOMER SERVICE

Teknion LLC U.S.A.

1-866-483-5646

Please refer to Teknioninfo.com for the most current "Who to Call List"

187

HOW TO USE THIS PRICE & PRODUCT GUIDE

More than a casegoods price list this Price and Product Guide is designed to provide you with clear information on ordering and specifying the Teknion Wood casegoods product line. The various sections will introduce you to the Price and Product Guide and walk you through specification and product information that will familiarize you with Teknion Wood product and quality. This will help make it easy to understand and use the information in this Guide to apply Teknion Wood to the context of your plan and put it all together into an order.

Introduction

Intended to familiarize you the price list format and give general product number specification instruction.

Specification Section

Includes construction characteristics graphics or edge details conference table top specifications and specification of bases.

Price and Product Guide Section

Features the actual product pricing specification instructions for specific items and other pertinent information specific to each product. This section is divided into Desks Returns Bridges Credenzas Peninsulas Corners and Components Modular Storage Hutches Wall Mounted Storage Freestanding Storage and Glass Doors for easy access.

The casegoods section is subdivided into general product descriptions. You will notice that the series is grouped and priced together by the "same product" category.

General Information

Includes subdivision sections of casegoods construction varnish specification veneers and wood solids finishing process general installation and hardware maintenance terms and conditions of sale warranty and finally where to order.

ISO 9001:200 Registered

The Teknion Wood Factory is ISO 9001:200 registered for manufacturing procedures and practices of quality and quality control processes.

ANSI/BIFMA Certified

Teknion Wood casegoods have passed ANSI/BIFMA standards for product construction and durability.

Price List Effective : May 25, 2020

HOW TO ORDER A PRODUCT NUMBER ORDER-STRING

Creating a correct and complete product number ensures clean orders and accurate information for the factory. Clean orders expedite order entry and factory order scheduling thereby saving days sometimes weeks off potentially extended lead-times.

From product to product there are different options available that affect the length options and sequence of the order-string.

The purpose of an order-string is to leave no question unanswered. Most of the information needed to complete the order-string is supplied on the page or adjacent page of the item being specified. Pedestal options wood finish options and fabric options for tackboards are always readily available on the same page of the products for which they are applicable. For example the only option in the order-string of a wall-mounted tackboard is fabric. Order-string instructions will only prompt the need to specify the product number of the tackboard and the fabric option or the letters C.O.M.

To view wood and fabric samples please visit www.teknion.com.

To order actual wood and fabric samples and cards place request with Teknion Literature Order Fulfillment.

Wood finish samples are individual 3" x 5" chips.

specification

SERIES DETAILS

Grommets

GM5 is the standard Korato grommet. Grommets are included standard with products where shown in the product line drawings. Otherwise specify additional grommets where needed. See Grommet Specification details in Accessories Section.

Locking

Locks are standard on all "below worksurface level" drawer and door storage units with the exception of the stationary organizer pull-out tray units and single lateral file drawer combination tray/slot units. Combination storage unit comes with lock for file and lateral file drawer only box drawers cannot lock. Locks match pull finish. If routed finger pulls are chosen black locks will be supplied.

Locks are optional on all "above worksurface level" closed storage. See Accessories Section for lock specification details.

Series Detailing

Korato detailing is contemporary with a variety of edges with a 1" overhang on all edges. Walnut cherry maple that bands worksurface perimeter is 1" wide by 1 3/8" thick for an overall thickness of 1 3/8".

Korato is a "top over end-panel" detailed series with a 1/4" reveal between top and end-panel.

Floor storage unit bases (i.e. kick-plates on pedestals lateral files bookcases etc.) are integrated in the drawer face.

Products that normally positioned against walls such as credenzas have a self-edge veneered back edge detail.

Series Handles

If no handle is specified there will be a routed finger pull in drawer fronts and a touch latch mechanism for doors.

Drawers

Standard drawers are Maple veneered

CONSTRUCTION

Finish

Conversion varnish 35 to 40 degree sheen. Teknion Wood does not buff or rub its finishes.

360 ° Finishing

All Teknion Wood casegood products are veneered and finished on the back sides (except modular under-surface storage - tops and backs are unfinished).

Veneers and Solids

Veneers and solids are "Number one select architectural grade A" walnut cherry and maple.

All Descor wood worksurfaces edges are solid walnut cherry and maple (except where square self-edges exist i.e. credenza and computer worksurface back edges that are most commonly against walls).

Pedestals

Full-to-the-floor pedestals are fully assembled units that are either installed into desk and credenza shells or available as modular. Undersurface storage units provide standard locks.

Drawer Suspensions

Pedestal drawer suspensions are black anodized metal ball bearing type. Both box and file drawers are full extension.

Drawer Construction

Drawer sides are maple veneered with dowel construction. Drawer bottoms are maple faced plywood.

Hanging File Rails:

Are pre-installed on file drawer perimeters. The back rail in a lateral file drawer is designed for both legal and letter size filing.

Drawer Fronts

Drawers are "5-sided". The drawer front is an applied element to a four sided drawer. Drawer fronts are veneered on all surfaces except the vertical edges which are solid walnut cherry or maple then routed with series detailing. Drawer fronts can be removed or replaced in the field.

Leveling Glides/End Panels

All end panels have a 1" solid hardwood rail recessed under the veneer to receive leveling glides. This complies with ANSI/BIFMA standards for quality construction. Levelers are adjustable to 1".

veneers & wood solids

Teknion Wood Selection Process for Veneers and Solids

Teknion Wood utilizes only “Number one select architectural grade A” American black walnut American black cherry or hard maple and solids. This description reflects the quality (well developed heart-graining of cathedrals) clarity (largely free of knots sap pockets and natural defects) and consistency of the veneer and solids.

We procure wood globally but mainly in North America and Europe with a progressive approach towards sustainability. We ensure our vendors are protecting and maintaining the natural forests of origin.

Veneer is selected and purchased by the half-log or by flitch. These flitches are boiled for days to soften the wood then sliced into veneer.

Veneer thickness is determined by various wood and reforestation organizations most commonly to increase the yield per flitch and help control the consumption of this slowly renewable resource.

Veneer thickness are predicated on the hardness and grain-tightness of any particular wood species. Currently architectural grade thickness is as follows:

- walnut cherry maple 1/50”

Teknion Wood lays-up its own flat-cut (cathedral pattern) Cherry Maple and Walnut veneers in book matched sets and patterns for proper balance and appearance.

For additional veneer species cuts and patterns please contact your Teknion Wood technical services representative.

TEKNION WOOD CONVERSION VARNISH SPECIFICATIONS

Teknion Wood Uses Conversion Varnish

It is among the most durable finishes used in the Contract Furniture Industry (more durable than catalyzed lacquer).

Conversion varnish is a synthetic catalyzed cured (chemically active) finish containing UV inhibitors to slow the oxidizing (color changing) effects of the ultra-violet rays on wood.

Teknion Wood achieves a 25° sheen. Low sheens are the most practical for commercial use because they don't show most scratches and are more easily touched-up than higher sheens.

Cures with heat developed two ways:

- chemically (catalyst reaction within the varnish itself)
- line oven (approximately 140° F) accelerates finish curing and increases molecular density for a harder finish

Conversion varnish has a component called “solids” produced by a combination of resins when the solvent evaporates. These solids float to the varnish surface which is where they cure. These solids are the durable aspect of the finish.

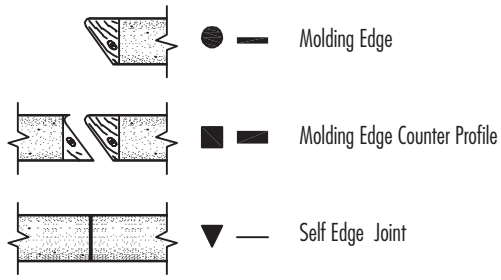
Teknion Wood uses an “off-the-gun” technique with conversion varnish. This means the “solids” (the durable aspect of the finish) remain intact on the surface of the finish.

Teknion Wood standard finish on walnut is open pore and on cherry and maple is semi-closed pore.


Custom finish is available.

application guidelines

EDGE DETAILS



D - Desks and Credenza
 B - Executive Bridges
 E - Executive Returns
 C - Corner Components
 L - Linking Bridges
 P - Piano Desks



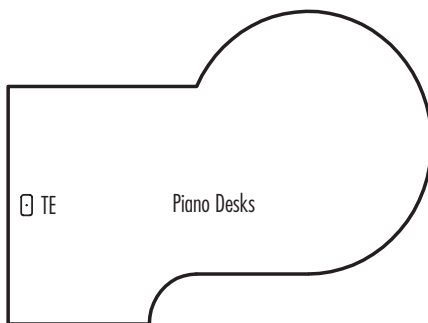
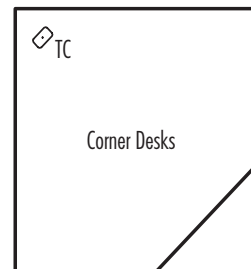
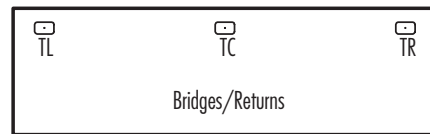
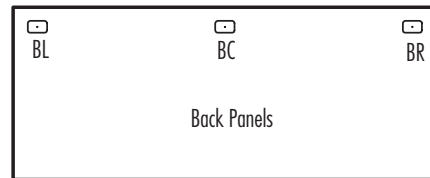
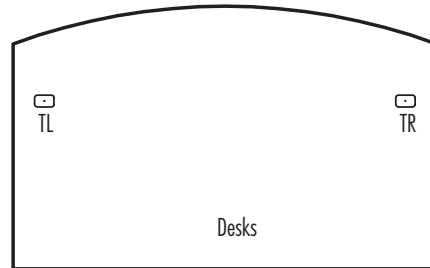
Note: Refer to Price List Pages for appropriate coding and pricing. Custom configurations are available by requesting a quote.

korato general information

application guidelines

GROMMET SPECIFICATION

Includes standard and optional Grommet Locations.



Note: For pricing on optional Grommets refer to appropriate coding and pricing pages. Custom configurations are available by requesting a quote.

application guidelines

DESKS & CREDENZAS

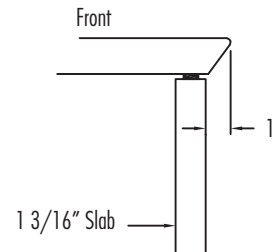
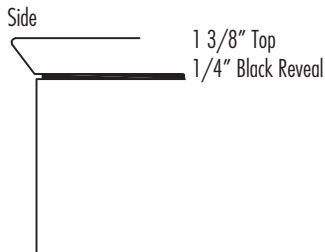
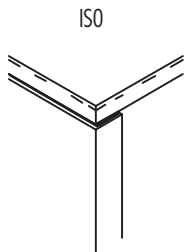
Can be ordered as a shell or with pedestals.

Hand of Rectangular Desk is determined by location of pedestal from user side.

Hand of "D" Top is determined by outward orientation of curved end from user projection.

Hand of "P" Top is determined by outward orientation of conference end from user projection.

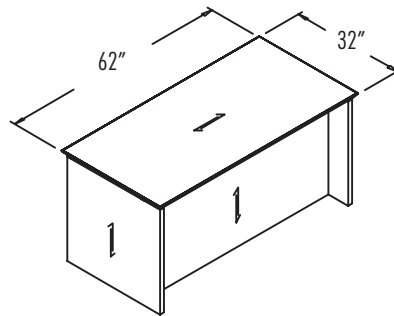
192



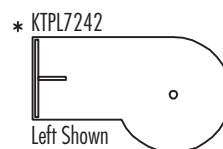

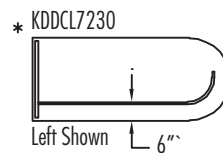
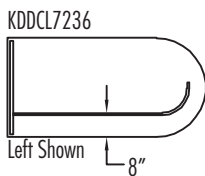
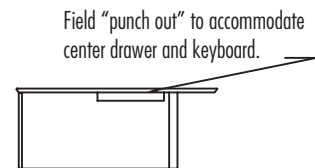
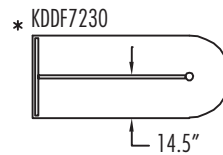
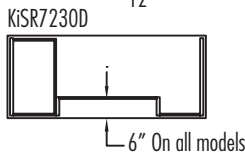
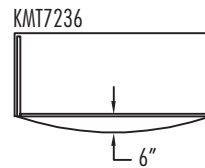
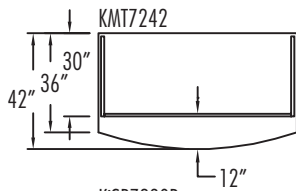
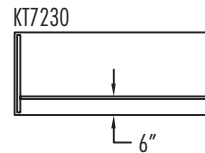
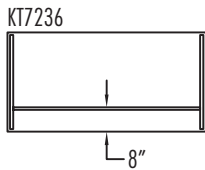
Code dimensions are actual for chassis
Add 2" to width and 2" to depth for desk top dimensions

*DP and Shaped tops code dimensions are actual

KT6030

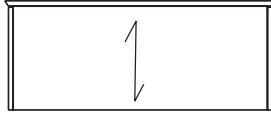


Modesty Panel Clearance
B



MODESTY PANEL OPTIONS

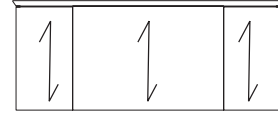
Standard Full Modesty



Glass Modesty



Breakfront

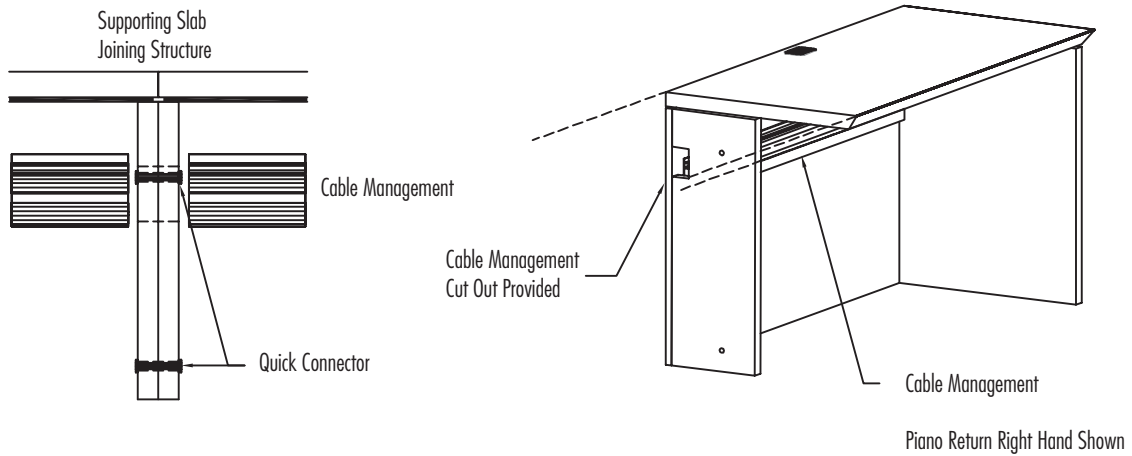


application guidelines

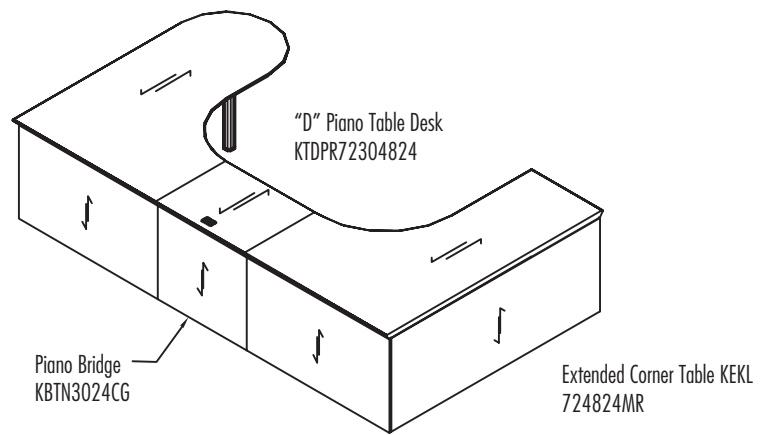
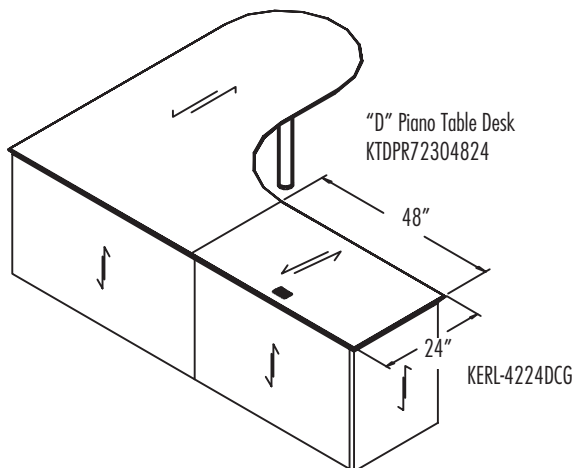
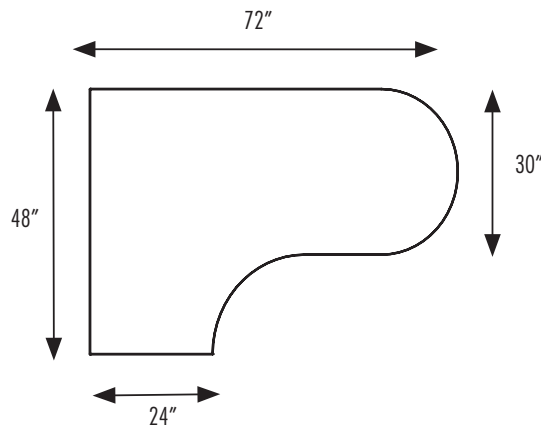
PIANO DESKS

Hand of Rectangular Desk is determined by location of pedestal from user side.
 Hand of "D" Top is determined by outward orientation of curved end from user projection.
 Hand of "P" Top is determined by outward orientation of conference end from user projection.
 Not for use with regular corner unit.

Example K16 edge



Code Dimensions are actual except add 1" to length



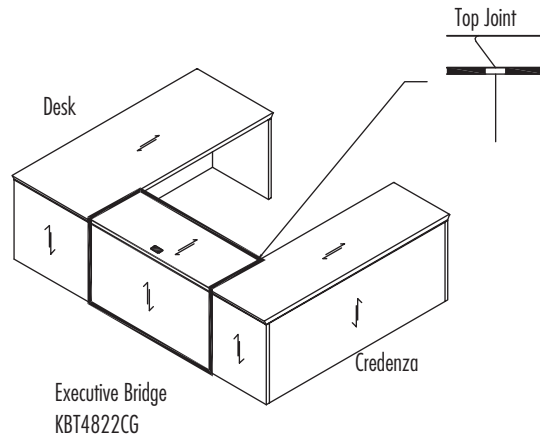
korato general information

application guidelines

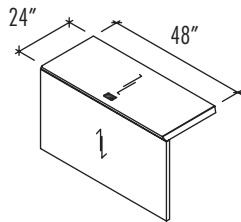
EXECUTIVE BRIDGES

Executive Bridge is used to connect a Desk to a Credenza.
 Not to be used with Corner Components or Piano Desks.
 3 modesty panel options.
 Modesty panel flush with end panels of Desk and Credenza.
 Includes GM5 grommet top center.

Example K16 Edge



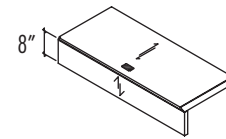
Code dimensions are actual
 KBT4824CG



Bridge Top only
 KBT 4824TCG



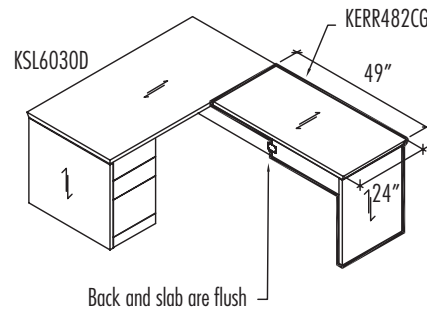
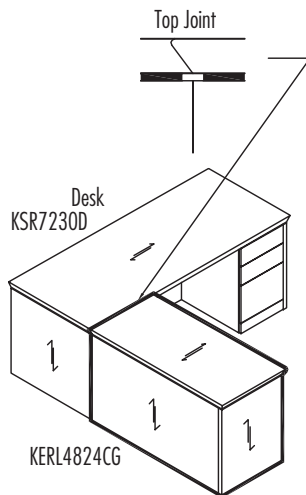
8" Back Panel
 KBT4824Q8CG



EXECUTIVE RETURNS

Executive Return is used to attach to a Single Pedestal Desk Single Pedestal Credenza Desk Shell or Credenza Shell.
 Can be specified as a shell or with a pedestal.
 Hand of Executive Return is determined by location of full end panel from user side.
 Hand of Desk or Credenza is determined by location of pedestal from user side.

Example K16 Edge



Code dimensions are actual except add 1" to length

application guidelines

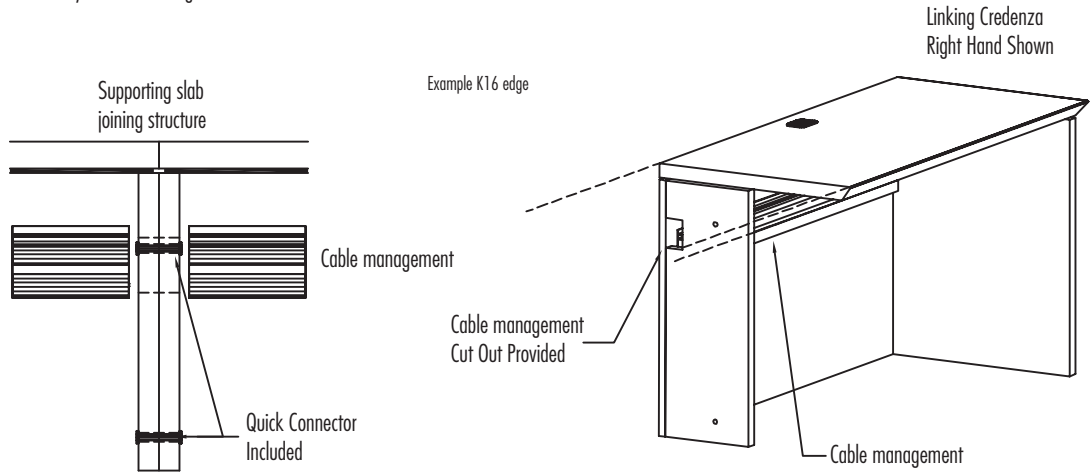
CORNER COMPONENTS

Corner Desk is used to connect to Linking Bridge and Linking Credenza.

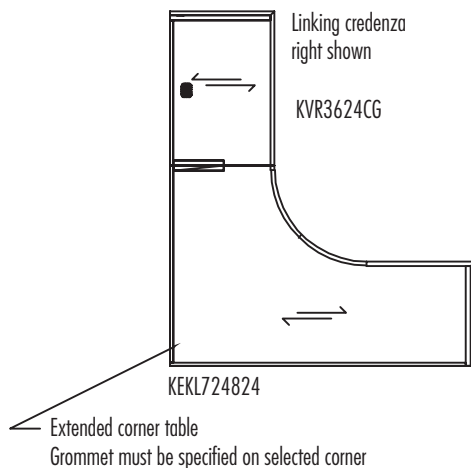
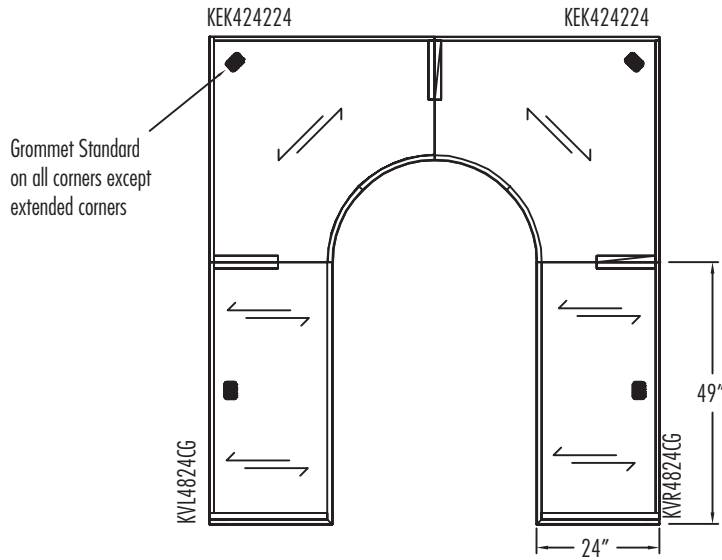
Cable management tray included.

Hand of Linking Credenza is determined by location of full end panel from user side.

Hand of Extended Corner is determined by location of long narrow end from user side.



Code dimensions are actual except add 1" to length



korato general information

application guidelines

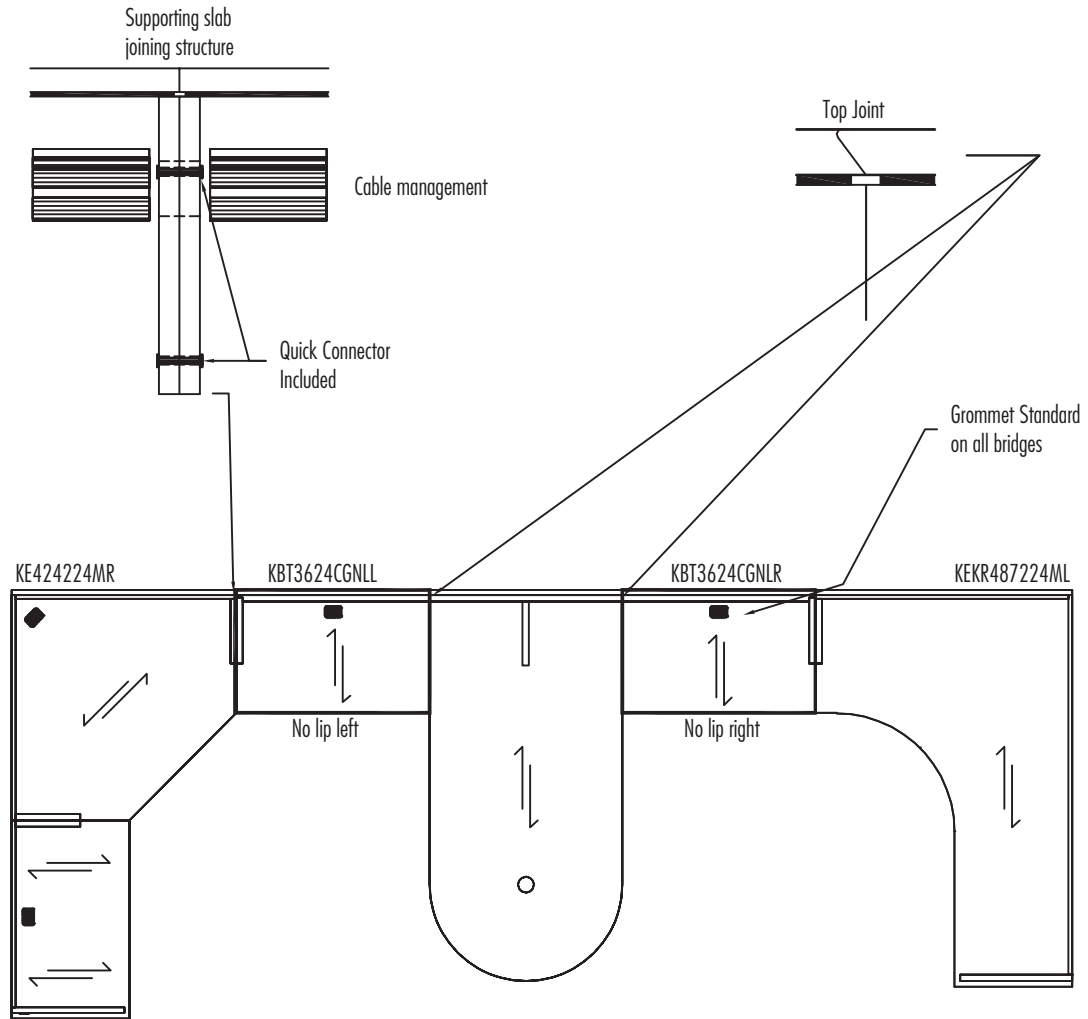
LINKING BRIDGES

Linking Bridge is used to connect Corner Components to Single Pedestal Desk Single Pedestal Credenza Desk Shell or Credenza Shell.

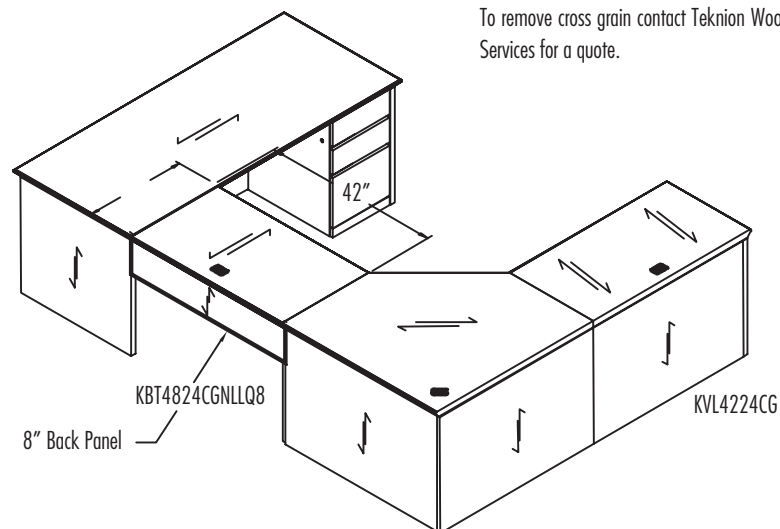
2 modesty panel options.

Includes GM5 grommet top center.

Hand of Linking Bridge is determined by location of half end panel from user side.



Code dimensions are actual

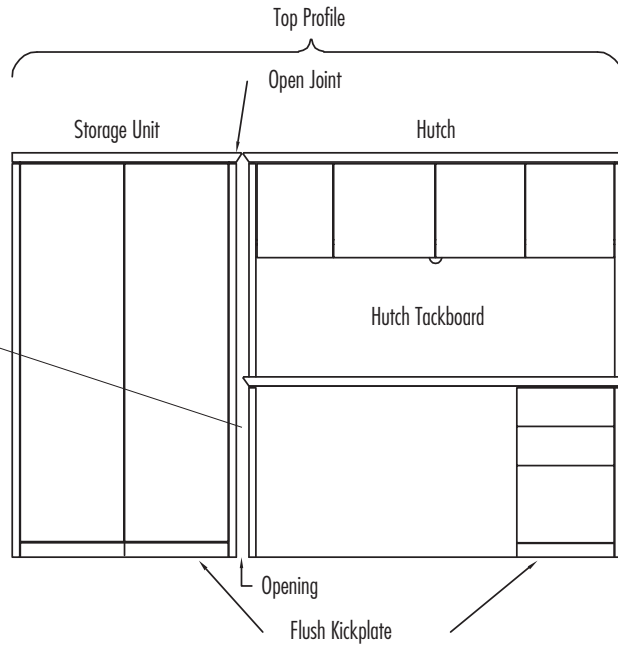


To remove cross grain contact Teknion Wood Technical Services for a quote.

application guidelines

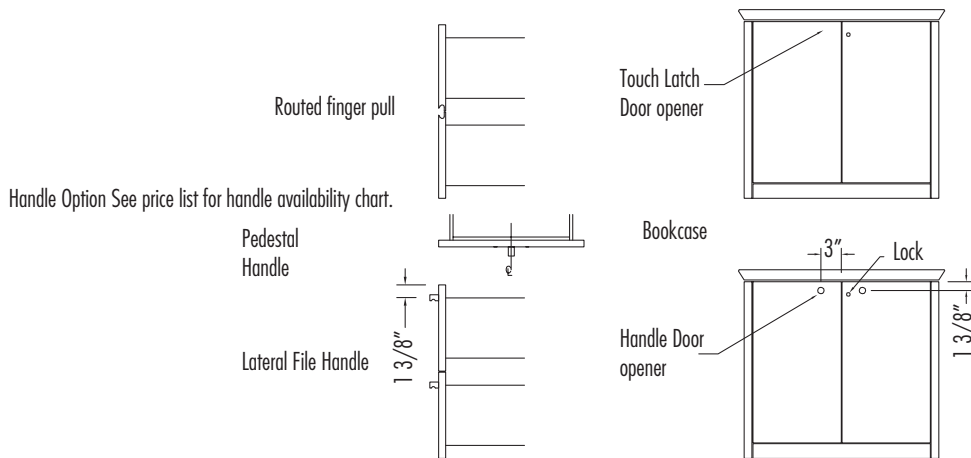
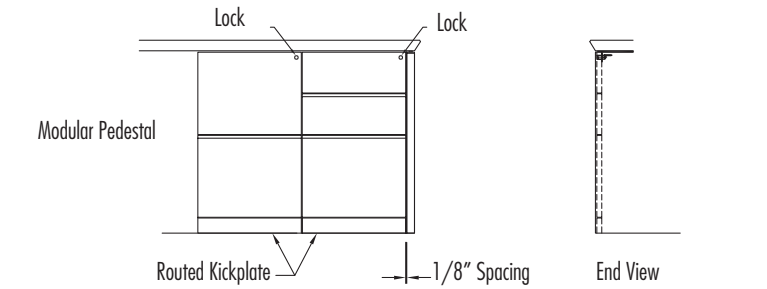
SIDE-BY-SIDE COMPONENTS

Connection can be made flush please contact your Customer Service Representative.

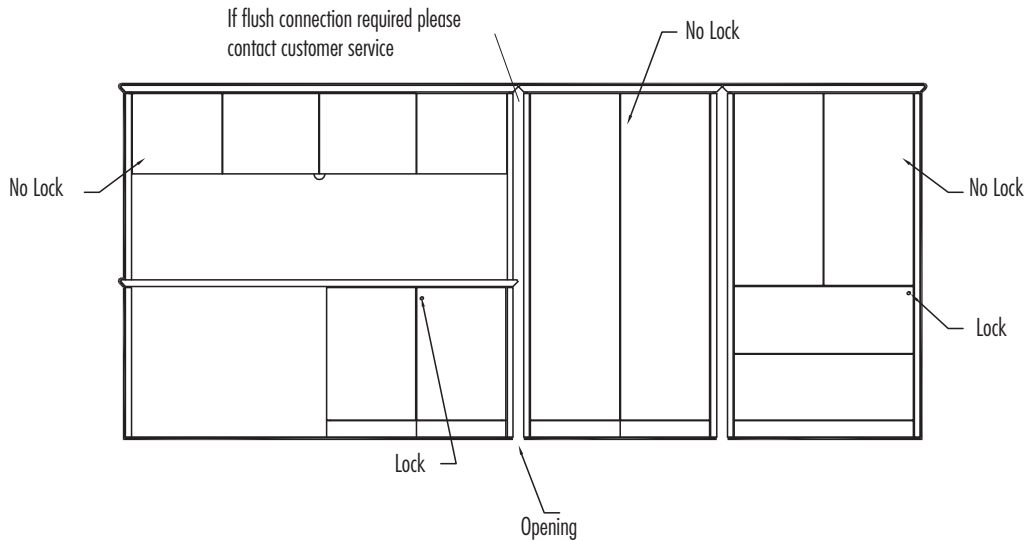


MODULAR PEDESTALS & HANDLES

Note: For a flush connection contact customer service for no upcharge.



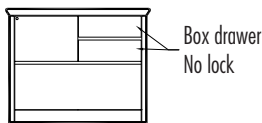
LOCKS



Locking

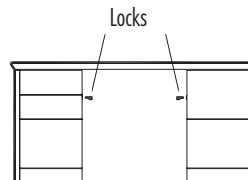
Locks are standard on all "below the worksurface level" drawer and door storage units with the exception of the stationery organizer pull-out tray units and single lateral file drawer combination tray/slot unit.s

Locks are optional on all "above the worksurface level" closed storage. See Accessories Section for lock specification details.



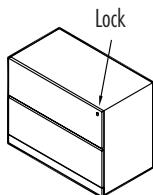
KZ3622

Combination storage unit Z comes with lock for file and lateral file drawer only box drawers cannot lock.



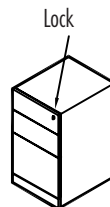
KD7236DE

Fully assembled furniture: Lock for D and E pedestals are on the inside gable.



KWF

Modular Furniture: Lock is on the front.



KWD

Modular Furniture: Lock is on the front.



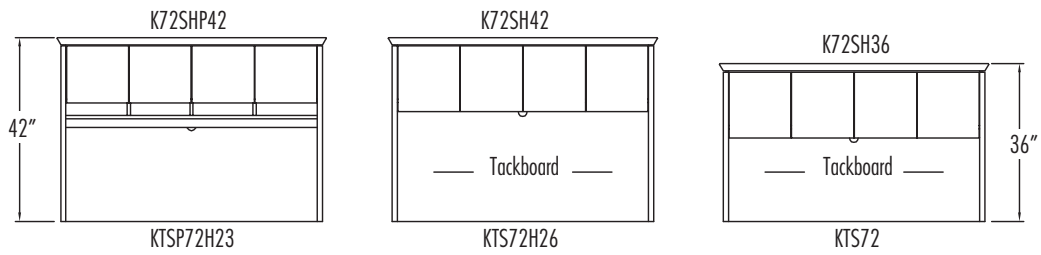
KCF7222

Style Credenza. File lock is on the front. Lock for doors is on the front.

application guidelines

TACKBOARDS

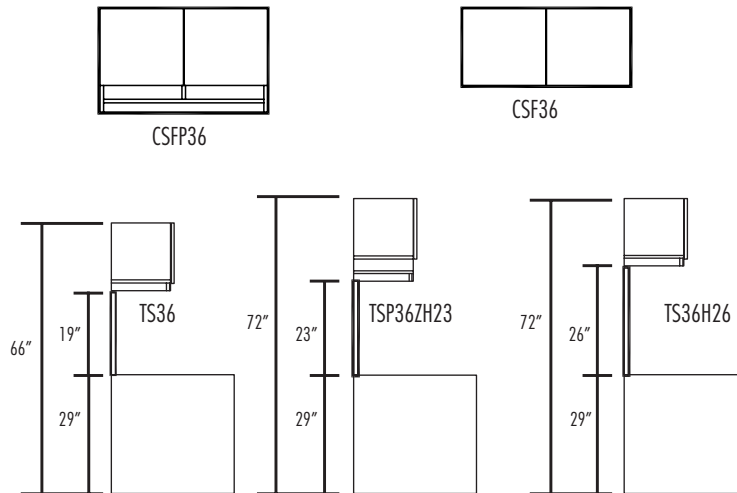
Tackboards for Storage Hutches



Tackboards with Accessory Rail

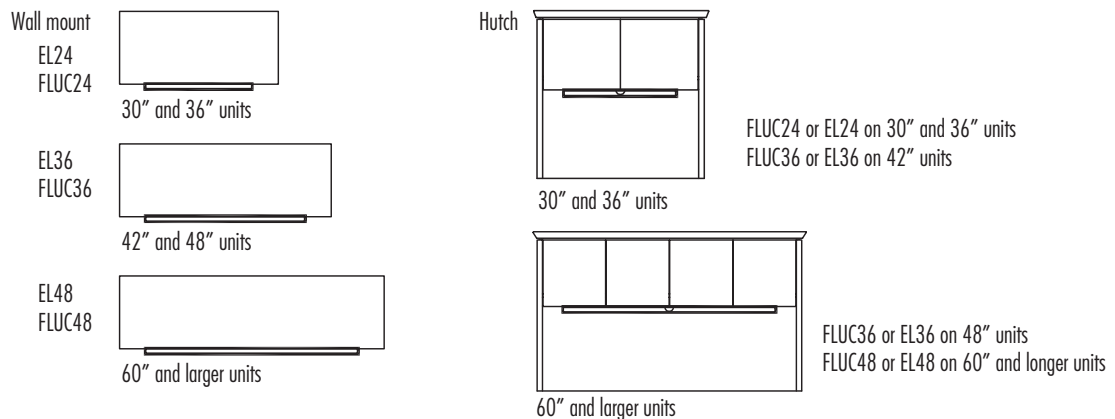


Tackboards for Wall Mount Overheads



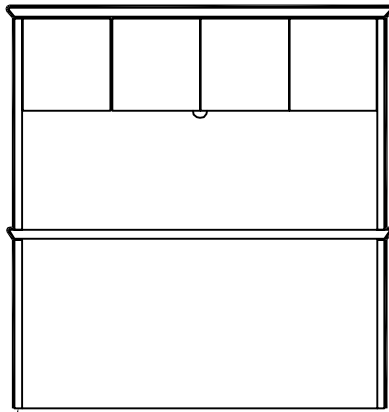
LIGHTING

Lighting for Hutches and Wall Mount Overheads

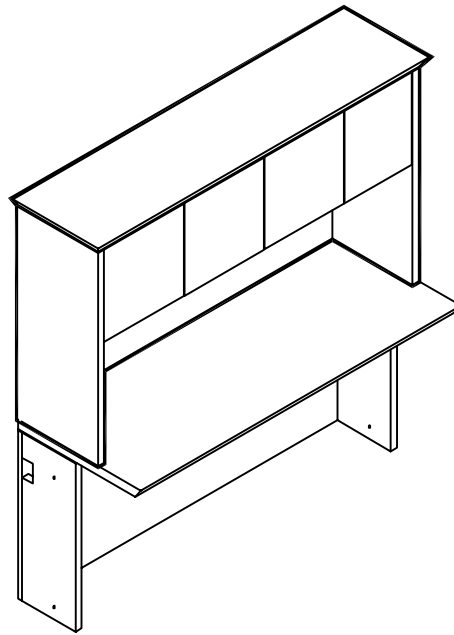


HUTCH POSITIONING

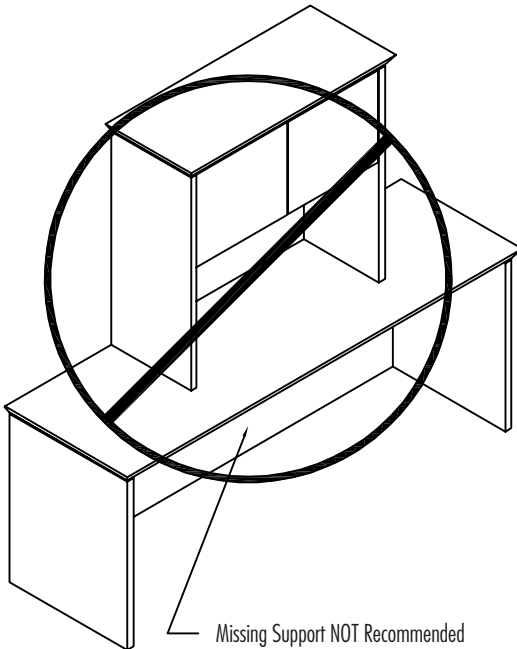
Example: K16 edge



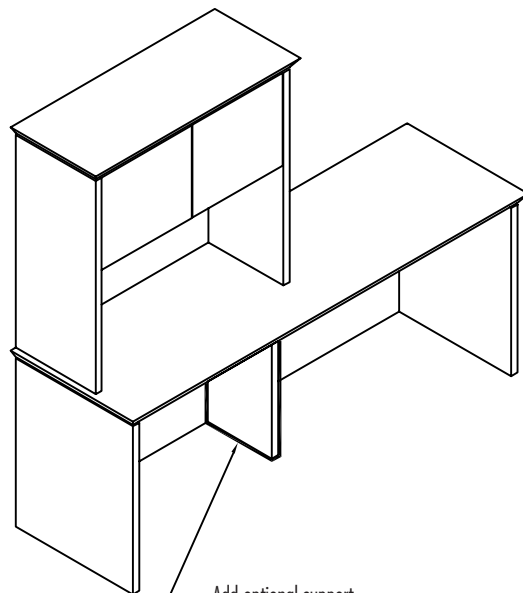
There must be an end panel under the hutch



Unit must be connected



Missing Support NOT Recommended



Add optional support
SLAB12
(as special)

general installation & hardware

Uncartoning

Always uncarton wood office furniture with care. Never use a knife or sharp object of any kind to open cartons. Tear cartoning tape off by hand. Protective corner blocks foam-wrap and a bottom skid are included in the carton during shipping for protection.

Hardware

All necessary hardware items for attaching furniture items are included in the shipment. Actual wall-attachment fasteners for wall cabinets tackboards and visual boards are not included due to variation between site conditions.

202

Leveling glides are shipped in a plastic bag attached to the bottom of the item or inside the pedestal. It is important to install leveling glides to ensure the unit is level.

Hanging file rails are pre-installed on file drawer perimeters with additional front-to-back rails found in the bottom of the filing drawers. These rails hang onto plastic clips and do not require any tools to install. The back rail in a lateral file drawer is designed for both legal and letter size filing. To adjust back rail simply install the rail to the pre-drilled holes accordingly.

Flat-plates for attaching bridge and return to desk are shipped pre-attached to the bottom of the bridge or return. **Mini-flat-plates** for securing bridge modesty panels to desk or credenza end-panels and **quick connectors** for securing modular corner units to adjacent pieces are shipped along with screws in a plastic bag attached to the bottom of the bridge or return.

Caution: Using screws other than those supplied by Teknion Wood could result in damage to finished tops. Teknion Wood will not honor claims due to installers using the incorrect hardware.

Installation

Wall-mounted cabinets tackboards and visual boards are pre-attached with horizontal wall rails to the back of each unit. The wall-side components need to be detached from the unit and fastened to the wall accordingly. Wall fasteners are not included due to the variation between site conditions.

Securing the wall rail to a vertical structural member is the most ideal manner of installation. The cabinet or visual board is then lowered on to the wall rail. It is important to level the wall rail before installation.

Wall cabinets are equipped with levelers at the bottom of the side panels for proper cabinet alignment. Units with doors are equipped with adjustable European door hinges to assist in door alignment. It is recommended to use a single drywall screw through the back of the cabinet and the wall-mounted rail to further secure the wall attachment.

Tackboards have vertical grooves in the back for task light wiring.

Hutches are installed with double-faced tape applied to the bottom of the end panels. Teknion Wood utilizes a non-marring method of hutch attachment. The tape is shipped in a plastic bag found in the hutch.

Removal of the hutch requires moderate pressure to be applied on the top of the unit towards the wall along for at least a minute for the pressure-sensitive tape to release.

At the dealer or installer's discretion additional support may be added by installing flat-plates along the back of the attached units. These flat-plates are not included in the shipment.

Hutch tackboards ship with pre-attached double-faced Velcro for securing to the inside back panel of the hutch. Installer should ensure the surface is free from dust or debris before installation.

Modular storage units have pre-drilled holes through the unfinished tops for securing to the bottom of the worksurfaces. Screws and lock keys are included in a plastic bag fastened inside the pedestal. Installer should leave a 1/8" reveal between the modular storage unit and the end panel. Disassemble the modular unit first before relocating the entire unit to avoid damage or body injuries.

5-sided corner tables and adjoining bridge and credenza run-offs are attached with quick-connectors shipped in a plastic bag.

Recessed end-panels in these units are pre-drilled to accept the quick-connectors for easy alignment. Accurate leveling is critical for these units to align and connect properly. Flat-plates are pre-attached to the worksurface to secure onto the desk unit.

Upon completing installation wipe furniture with a damp cloth follow with a dry soft cloth.

Leveling wood office furniture properly is the most important procedure to ensure proper functioning and alignment of drawers locks and doors.

Wood Casegoods Care

Teknion Wood furniture is constructed to strict specification to ensure years of satisfied use. As with all wood products certain care requirements and periodic maintenance are necessary in order to maintain the original new appearance and function.

Finish Protection

All clear wood finishes are susceptible to scratches from rough and abusive objects such as staples paper clips ceramic coffee mugs flower pots picture frames etc. Computer equipment rubber feet can also cause discoloration and softening of the finish due to petroleum distillates in the rubber.

Glass tops are the ultimate protection against scratch mishaps.

The most practical protection is the use of desk-pads or blotters paper management bins coasters common-sense caution with rough items and adding pressure-sensitive felt to the feet or bottoms of an potentially destructive item on the desk.

Finish Care

Waxing or polishing catalyzed finishes is not recommended because they will give a greasy cloudy or uneven appearance to the product. Teknion Wood's conversion varnish finish is best cleaned by wiping the surfaces with a damp cloth followed by a soft dry cloth in the direction of the grain. If the surfaces are really dirty add a small amount of mild soap solution (dish detergent) to the water.

Never use a silicon based product to dust or polish catalyzed finishes. Over time silicon may disrupt the actual molecular composition of the finish and cause it to soften and become cloudy.

Additional Tips:

Remove any spilled liquid immediately with a blotting rather than wiping motion.

Remove finger nail polish remover immediately.

Do not drag or push objects or stacks of papers across any finely finished surface. Staples and paper clips will scratch wood finishes.

Avoid exposing surfaces to extreme heat cold or humidity.

The surface finish may burn resistant however the wood underneath the finish is not and can be charred by a burning cigarette or hear producing unit.

Exposure to strong sunlight should be avoided. The surface finish is fade-proof however in spite of UV inhibitors in the finish the wood underneath may change color (patina) where extended exposure to sunlight exists. Natural or light finished cherry and maple species are especially susceptible to UV color change.

Building maintenance and maintenance service management should be notified of the proper care instructions and procedures for your furniture to avoid damage and allow optimum appearance for years to come.

Special care should be taken to protect wood furniture when other trades are present performing work such as painters electricians and telecommunications workers running wires through the ceiling and walls etc.

Drawer suspensions are lubricated prior to shipment. Periodic lubrication may be applied to the ball bearing housing if necessary with a high quality lubricant found in most hardware stores.

Correct drawer alignment is achieved if with proper leveling of desks and credenzas.

Check leveling glides for adjustment if the furniture is moved.

Modular furniture items such as desk shells and modular pedestals **must be disassembled** prior to moving or relocating to avoid damage to the furniture.

Hutch and wall cabinet doors may require field adjustment from time to time due to shifting weight load factors inside the cabinet.

Touch-up of wood furniture should only be attempted by qualified refinisher/touch-up technician. Contact your furniture dealer if this need should arise.

warranty / terms & conditions

Description

Sales of Teknion Wood products are made only on Teknion Wood standard terms and conditions of sale which are contained in the Price Book and in Teknion Wood order

acknowledgements. These standard terms and conditions may be modified or supplemented only by a separately written document signed by Teknion Wood authorized personnel at its head office in Mount Laurel New Jersey. These terms supersede any contrary provision presented by Purchaser in any written form or otherwise and may not be changed in any manner other than in writing signed by an authorized representative of Teknion Wood. To the extent that these terms and conditions constitute an acceptance by Teknion Wood of any offer by Purchaser the acceptance is expressly conditioned on Purchaser's assent to terms and conditions herein which are additional to or different from those presented by Purchaser. To them extent that any portion of these terms and conditions constitute an offer acceptance is expressly limited to the terms of this offer.

All illustrations specifications and prices in this Price List are based on the latest product information available at the time of publication approval. The right is reserved to make changes at any time and without prior notice to prices colors materials specifications and models offered.

Prices and Payment

The prices shown in this Price List as well as those quoted by Teknion Wood shall be in U.S. dollars for orders shipped to destinations within the continental United States.

Prices listed herein are for standard product. Quotations for special product are available through Teknion Wood's Technical Support Department in Mount Laurel New Jersey.

If shipping date requested is more than 90 days from date of order Teknion Wood shall have the right to use published list prices effective at the time of shipment.

Not included in the list price are special or export packing unpacking and installation. Orders are invoiced at the time of shipment. Terms of payment are net 30 days from date of invoice. The customer agrees that Teknion

Wood shall have the right to enforce a charge amounting to 2% per month of invoices outstanding more than 30 days.

For Payments only mail to:

Teknion LLC
P.O. Box 8538-143
Philadelphia PA 19171

Any products sold shall remain the property of Teknion Wood and shall remain its personal property until fully paid for in cash. The Purchaser agrees to perform all acts which may be necessary to perfect and assure retention of title to such products to Teknion Wood until such time as the goods have been paid for in full.

Freight charges will be prepaid by Teknion Wood to destinations within the Continental United States subject to the following additional charges:

For purchase orders for product having a list price at \$1 - \$10000 add 5% of list price.

Teknion Wood shall determine the most appropriate method of shipment routing and carrier. Should the Purchaser request special packaging or method of shipment any additional expense will be the responsibility of the Purchaser.

Taxes

All sales use excise and other applicable taxes (excluding only taxes on the net income of Teknion Wood) are the Purchaser's responsibility and will be invoiced to the Purchaser. If Purchaser claims an exemption from such taxes it shall be the Purchaser's responsibility to furnish an appropriate exemption certificate to Teknion Wood.

Order Information

Teknion Wood requires that all orders be submitted in writing to avoid errors and/or duplication. Orders will be acknowledged on TekniOnline. The details appearing on TekniOnline will describe the items to be shipped to Purchaser who must ascertain that they are correct. If not Purchaser should notify Teknion Wood immediately by telephone or fax followed by written confirmation. Acknowledgement shows approximate shipping date of items ordered. Shipping dates are assigned to orders based on the

item having the longest manufacturing lead time. Orders with Customer's Own Material (C.O.M.) or missing or incorrect information (finish selections fabric selections etc.) will be scheduled for manufacturing upon receipt of C.O.M. or correct and complete information. Purchaser must indicate if multiple shipping schedules are required. Each shipment will be invoiced at time of shipping and will be subject to payment terms described above.

C.O.M. Customer's Own Material

Should Purchaser request a fabric not standard to the Teknion Wood upholstery line Purchaser must submit a sample of not less than two yards for approval. Teknion Wood will determine whether fabric is suitable to manufacturing process and applicable UL or code requirements. Should Teknion Wood be required to test such fabric it shall so advise Purchaser and Purchaser shall be responsible for all costs associated therewith.

Fabric yardage requirements will be advised by Teknion Wood. An additional charge may be made to cover the cost of cutting matching or sewing unusual or directional patterns. Teknion Wood shall have no responsibility for condition quality performance physical properties or any other aspect of C.O.M. For panels price as if grade 1 fabric is used.

Teknion Wood reserves the right to reject any C.O.M. deemed unsuitable.

Teknion Wood reserves the right to cancel an order at any time if C.O.M. is in the sole judgement of Teknion Wood inadequate for any reason.

Changes and Cancellation

Changes to Purchaser's order are subject to Teknion Wood's published change order rules. Purchaser's order may not be cancelled by Purchaser without the written consent of Teknion Wood. Special order items and fabric-covered items already in production are not subject to change or cancellation under any circumstances.

Code Restrictions

Teknion Wood's products are portable furniture and as such may be subject to local fire electrical and/or building codes applicable to portable furniture. However since local

codes vary from area to area the Purchaser is responsible for the proper application of Teknion Wood items within the limitations of local codes.

Service

Service problems are normally handled by the Teknion Wood authorized dealer as appropriate. Where this cannot be accomplished on a local level service problems should be referred to:

Teknion Wood Customer Service
Department
350 Fellowship Road
Mount Laurel New Jersey 08054
877.TEKNION

Storage

In the event Purchaser requests postponement of delivery beyond the acknowledged shipping date Teknion Wood may transfer the goods to storage for Purchaser's account and at Purchaser's risk and expense. Such transfer to storage shall be deemed shipment to Purchaser for all purposes including invoicing and payment.

Delays

Teknion Wood order acknowledgement will state a shipping date which is Teknion Wood's best estimate at the time the order is acknowledged. However Teknion Wood shall not incur any obligation or liability to Purchaser for failure to ship by a specified date unless Teknion Wood has agreed to an unequivocal firm shipping date in a separately signed written document executed by its authorized personnel at its corporate office. In addition Teknion Wood shall not be liable for any loss or damage resulting from any delay or failure in shipment or other failure to perform all or any part of the agreement between the parties with respect to the goods shown on the face of the order acknowledgement where such delay failure loss or damage is the proximate result of any act of any governmental authority or political subdivision thereof revolution riot civil disorder or disturbance act of enemies delay or default in transportation strike disputes among or between labor unions or other labor disputes delay or inability in obtaining materials and facilities fire flood act of God or

any cause not within the reasonable control at Teknion Wood whether of the class of causes enumerated or otherwise. Without limiting the generality of the foregoing Teknion Wood may without causing any breach or incurring liability allocate goods which are in short supply regardless of the reasons therefore among purchasers in any manner which Teknion Wood in its sole discretion deems advisable.

Suspension

In the event that the Purchaser defaults in the payment of any sum due Teknion Wood or in the event the Purchaser's financial condition becomes unsatisfactory to Teknion Wood Teknion Wood shall have the right as its option upon notice to the Purchaser to defer or discontinue shipment of any goods until such time as the default is cured or the Purchaser provides assurance of payment to Teknion Wood in such form content and/or amounts as Teknion Wood in its sole discretion deems adequate.

Back Charges

Teknion Wood will not accept charges for expense incurred by the Purchaser in expediting shipments. Teknion Wood will not accept charges for the repair of damage by others.

Claims

All goods are sold F.O.B. Toronto Canada. Teknion Wood is not responsible for damage which occurs in transit or in storage. The carrier signs for all goods received in apparently good order. It is the Purchaser's responsibility to examine goods upon receipt and to file any claims with the carrier. Any claims against Teknion Wood for apparent defects errors or shortages must be made by the Purchaser in writing within ten (5) working days after any delivery for a full truckload or ten (10) days for any delivery for less than a truckload. Failure by the Purchaser to make any claim against Teknion Wood within such period shall constitute acceptance of the goods and a waiver of any apparent defects errors or shortages.

Returns

No returns of goods will be accepted without Teknion Wood's written consent and shipping instruction to Teknion Wood. If Teknion Wood approves the return of standard Teknion Wood product Purchaser must request a Return Goods Authorization (RGA) from Teknion Wood. All such returns must be shipped freight prepaid unless otherwise indicated by Teknion Wood and standard items are subject to a restocking charge equal to 50% of the invoice price. Special products are the property of Purchaser and cannot be returned.

Warranties

Teknion Wood warrants its products to be free from defects in material and workmanship for the lifetime of the product from date of initial delivery (including parts and labor). Exceptions to the lifetime warranty involve fabrics wood finishes acrylics moving parts electrical items and special items. Please see Warranty for terms.

Limitation of Remedy

Purchaser's sole and exclusive remedy (excluding the repair or replacement of goods for breach of the express warranty above) for any matter or claim arising under or relating to these terms and conditions the goods covered hereby and any transaction involving or relating to such goods whether in contract tort (including negligence) or otherwise shall be general money damages not in excess

of the lesser of the actual direct damage to Purchaser or the purchase price for the

goods to which the claim relates. In no event shall Teknion Wood be liable for any special indirect consequential or incidental damages including without limitation damages for loss of business profits business interruptions or loss of information even if Teknion Wood has been advised of the possibility of such damages.

E. and O.E.

ALL quotations acknowledgements and invoices are subject to corrections for any errors and omissions.

finishes & options

FINISHES: TEKNION WOOD FINISH	CODE	FINISHES: TEKNION WOOD FINISH	CODE
FINISH VENEER 2:		FINISH VENEER 3:	
Cognac on Cherry	UH	Dark Brown Walnut	WD
Medium Brown Cherry	UK	Chestnut Cherry	WH
Dark Brown Cherry	UM	Dark Cherry	WJ
Walnut on Cherry	UN	Medium Walnut	WP
Dark Brown Cherry on Walnut	UQ	Regal Cherry	WR
		Mahogany Walnut	WT
		Windsor Cherry	WW
		Empress Walnut	WX
		Natural Maple	MP
		Sugar Maple	WS
		White Maple	WQ

FINISH OPTIONS

- Custom staining service is available. Cost to match finish is:
- Orders for \$0 to \$200000 list add 15% to the base pricing for each product.
- Order for over \$200000 will not have an upcharge.
- Boulevard plastic laminate inlay is available. Upcharges may apply and must be quoted as a special.
- Other plastic laminate inlay is available. Surcharges may apply must be quoted as a special.
- Other veneers are available such as beech figured maple and others. Surcharges will apply.
- Full fill for walnut cherry and maple tops are available with upcharge and require a quote.
- GreenGuard and FSC available. Surcharges may apply. Quote is required.

FINISHES:	FINISH DESCRIPTION	CODE	FINISHES:	FINISH DESCRIPTION	CODE
METAL LEGS & METAL			PLASTIC ACCESSORY:		
BACK PANEL FINISHES:	Brushed Chrome	P	FINISHES:	Clear	CLR
	Black	E		Black	BLK
	Tungsten (Silver)	K			
TACKBOARD ACCESSORY			METAL ACCESSORY:		
RAIL FINISHES:	Black	E	FINISHES:	Black	E
	Tungsten	K		Tungsten	K

FABRICS FOR TACKBOARDS

- See Teknion's Fabrics & Finishes Program guide.
- All Teknion Standard Panel fabrics available.
- All Boulevard Standard Panel fabrics available.
- Graded-In Luna and Maharam are NOT available.

handle options / edge detail options

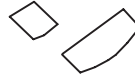
HANDLE OPTIONS



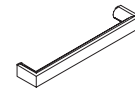
PL33 - Black Moon Pull 4"
PL34 - Nickel Moon Pull 4"



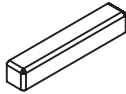
PLS7 - Black Spaghetti 7 3/8"
PLS8 - Silver Spaghetti 7 3/8"



PL74 - Tungsten Pull 5 1/4"
/DK67 on Uppers



PL64 - Nickel Pull - 5 3/8"



PL67 - Tungsten Pull 5 3/8"



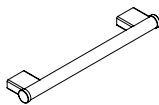
PL82 - Antique Brass DK25 on Uppers



PL71 - Oxide Brass DK25 on Uppers



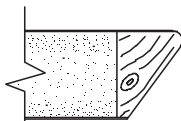
PL65 - Tungsten Pull



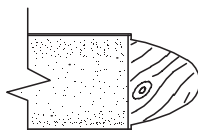
PL66 - Tungsten Pull

- Other Edge Profiles available, please contact Customer Service.
- COM Handles are available, please contact Customer Service.
- If Handle is specified:
 - Black and Brass Handle = Black Lock & Grommet
 - Silver, Nickel and Tungsten Handle = Tungsten Lock & Grommet
- If Handle is not specified Routed Pull, Black Lock & Grommet are standard.

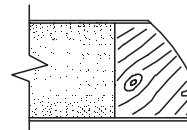
EDGE DETAIL OPTIONS



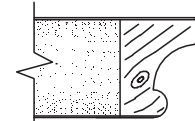
Edge K16



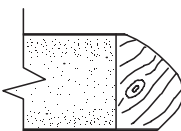
Edge K18



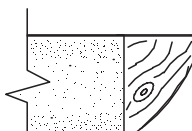
Edge K21



Edge K22



Edge K29

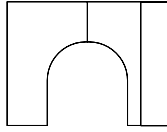
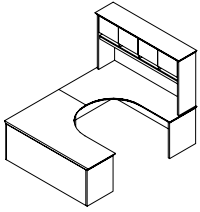


Edge K30

typicals

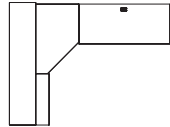
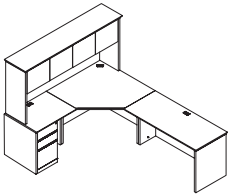
K-01

208



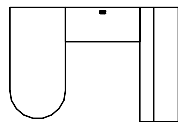
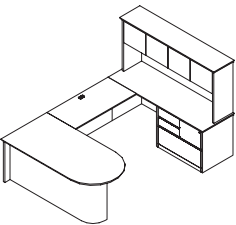
QTY	CODE	DESCRIPTION
1	KEKL724824	Left Extended Corner with Inner Curve
1	KEKR487224	Right Extended Corner with Inner Curve
1	K72SHP42	Closed Storage Hutch with Pigeon Hole Slots

K-02



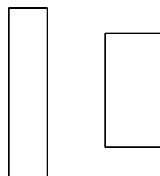
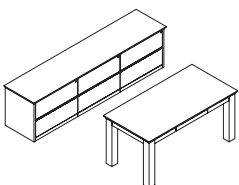
QTY	CODE	DESCRIPTION
1	KE424224	Double Pedestal Desk Breakfront Style Bow Top
1	KVR5424CG	Right Linking Return
1	KVL3624CG	Left Linking return
1	KWD	Modular Box, Box, File Pedestal
1	K78SH36	36" High Closed Storage Hutch

K-03



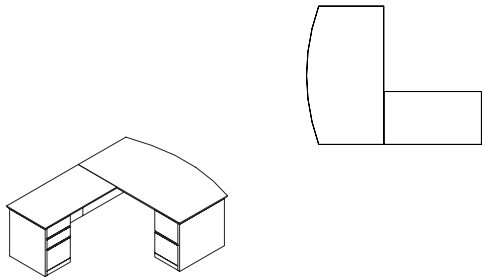
QTY	CODE	DESCRIPTION
1	KDDCL7236	Left "D" Shaped Table Desk
1	KBT4822CG	Executive Bridge Top and Back Panel
1	KCR7222Z	Single Z Pedestal Credenza
1	K72SH42	42" High Closed Storage Hutch
1	KTS72H26	Tackboard for 36" High Non Pigeon-Hole Hutch

K-04



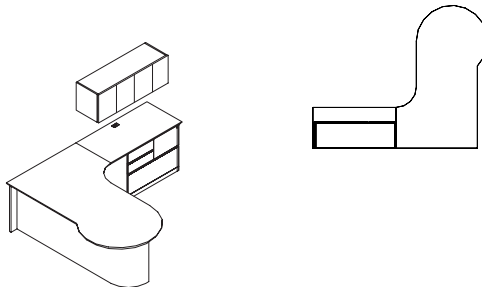
QTY	CODE	DESCRIPTION
1	KC10824FFF	Right "D" Shaped Table Desk with Angled Modesty
1	KTB7236	Table with " Valence / Pencil Drawer

K-05



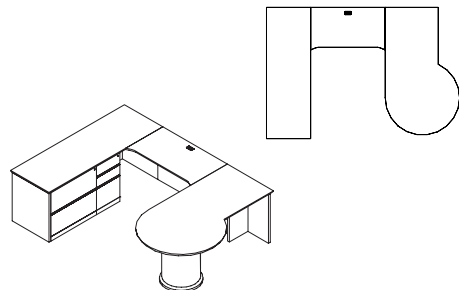
QTY	CODE	DESCRIPTION
1	KMSR6636E	Single Pedestal Desk Bow Front
1	KERL4822D	Executive Single Pedestal Return

K-06



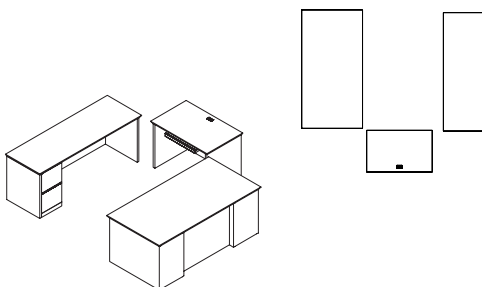
QTY	CODE	DESCRIPTION
1	KVER4824CG	Right Linking Return
1	KTPPCL84424824	Left Shaped Piano Table Desk
1	KWZR	Modular "Z" Combination Storage
1	CSF48	Wall Mount Storage with Wood Doors

K-07



QTY	CODE	DESCRIPTION
1	KTPCR7242	Connecting "P" Shaped Table Desk
1	KC7222	Credenza Shell with Full Back Panel
1	KHBT4222CG	Executive Bridge Top with Hinged Back Panel
1	KWD	Modular Box, Box, File Pedestal
1	KWF	Modular Lateral File

K-08



QTY	CODE	DESCRIPTION
1	KCL7222E	Single Pedestal Credenza
1	KISR7236D	Single Pedestal Desk Breakfront Style
1	KCT3925	Computer Table

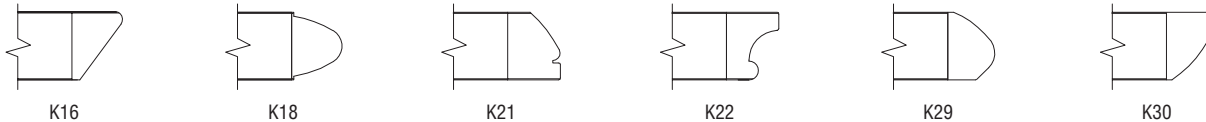
korato
price guide

korato price guide

DESKS	213
RETURNS	229
PIANO DESKS	233
BRIDGES	241
CREDENZAS	245
CORNERS & COMPONENTS	253
MODULAR STORAGE	259
HUTCHES & WALL-MOUNTED STORAGE	263
FREESTANDING STORAGE	283

TECHNICAL INFORMATION

- All Desks are shipped assembled.
- Kneewell locking standard.
- Desks come in a variety of modesty options: Flush, Break Front, Recessed and Glass.
- If Handle is specified:
 - Black and Brass Handle = Black Lock & Grommet.
 - Silver, Nickel and Tungsten Handle = Tungsten Lock & Grommet.
- If Handle is not specified Routed Pull, Black Lock & Grommet are standard.

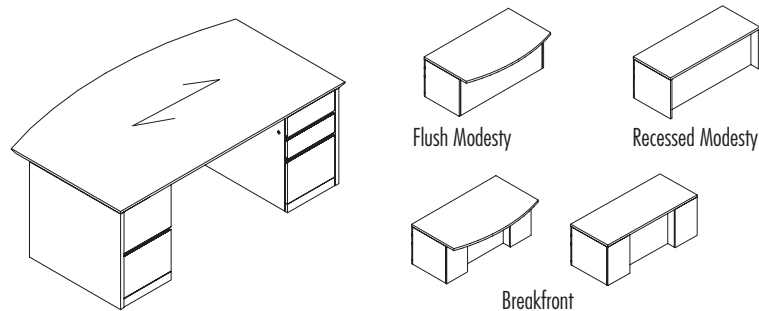


GUIDELINES FOR ORDERING PRODUCT

Codes

The price list uses a numbering system with meaningful alphanumeric characters to create a simple-to-understand product number. This makes specifying the product much easier and more accurate.

Specification Example of a Desk Unit



Product Code :

KMD8442ED

K - Kingston Series
MD - Double Pedestal Bow Top Desk
8442 - Size: Width x Depth
ED - Pedestal Configuration: FF on Left & BBF on Right

- Edge: Choose Edge
- Finish: Choose Finish
- Handle: Choose Handle
- Optional Grommet Location : TR - Top Right
 TL - Top Left

NOTE: ←→ Indicates direction of grain.

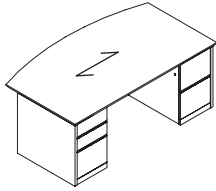
double pedestal desks

KMD-ED

Double Pedestal Bow Top Desk with Box, Box, File Pedestal on Left and File, File Pedestal on Right Full Height Modesty Panel

PRODUCT CODE	PRICE	SIZE/INCHES			WEIGHT LBS	VOL FT ³
		H	W	D		
KMD8442ED	6012	29	86	44	407	59
KMD7842ED	5582	29	80	44	392	55
KMD7242ED	5152	29	74	44	377	51
KMD6636ED	4997	29	68	38	340	40

Full Height Modesty Panel



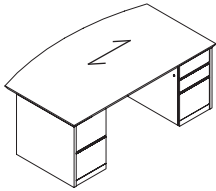
214

KMD-DE

Double Pedestal Bow Top Desk with File, File Pedestal on Left and Box, Box, File Pedestal on Right Full Height Modesty Panel

PRODUCT CODE	PRICE	SIZE/INCHES			WEIGHT LBS	VOL FT ³
		H	W	D		
KMD8442DE	6192	29	86	44	407	59
KMD7842DE	5749	29	80	44	392	55
KMD7242DE	5307	29	74	44	377	51
KMD6636DE	5147	29	68	38	340	40

Full Height Modesty Panel

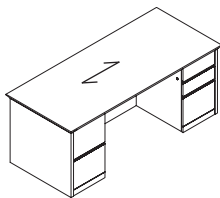


KD-ED

Double Pedestal Desk with File, File Pedestal on Left and Box, Box, File Pedestal on Right Full Height Modesty Panel

PRODUCT CODE	PRICE	SIZE/INCHES			WEIGHT LBS	VOL FT ³
		H	W	D		
KD8442ED	5265	29	86	44	442	59
KD7842ED	4889	29	80	44	421	55
KD7236ED	4514	29	74	38	375	44
KD7230ED	4445	29	74	32	345	36
KD6636ED	4445	29	68	38	360	40
KD6630ED	4375	29	68	32	330	33
KD6030ED	4236	29	62	32	315	30

Full Height Modesty Panel

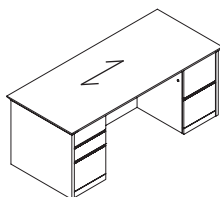


KD-DE

Double Pedestal Desk with Box, Box, File Pedestal on Left and File, File Pedestal on Right Full Height Modesty Panel

PRODUCT CODE	PRICE	SIZE/INCHES			WEIGHT LBS	VOL FT ³
		H	W	D		
KD8442DE	5265	29	86	44	442	59
KD7842DE	4889	29	80	44	421	55
KD7236DE	4514	29	74	38	375	44
KD7230DE	4445	29	74	32	345	36
KD6636DE	4445	29	68	38	360	40
KD6630DE	4375	29	68	32	330	33
KD6030DE	4236	29	62	32	315	30

Full Height Modesty Panel

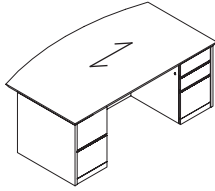


korato price guide

double pedestal desks

KMiD-ED

Double Pedestal Desk, Breakfront Style with Bow Top, File, File Pedestal on Left and Box, Box, File Pedestal on Right

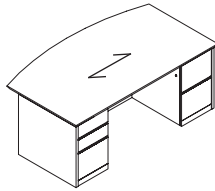


PRODUCT CODE	PRICE	SIZE/INCHES			WEIGHT LBS	VOL FT ³
		H	W	D		
KMiD8442ED	6811	29	86	44-38	407	59
KMiD7842ED	6325	29	80	44-38	392	55
KMiD7242ED	5839	29	74	44-38	377	51
KMiD6636ED	5660	29	68	38-32	345	40

Full Height Modesty Panel
For Aluminum Framed Glass Modesty option on Breakfront Style add "G" to the end of the product code (add \$1162 list)

KMiD-DE

Double Pedestal Desk, Breakfront Style with Bow Top, Box, Box, File Pedestal on Left and File, File Pedestal on Right

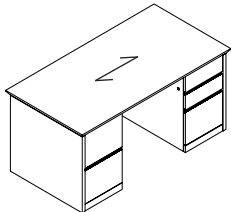


PRODUCT CODE	PRICE	SIZE/INCHES			WEIGHT LBS	VOL FT ³
		H	W	D		
KMiD8442DE	6811	29	86	44-38	407	59
KMiD7842DE	6325	29	80	44-38	392	55
KMiD7242DE	5839	29	74	44-38	377	51
KMiD6636DE	5660	29	68	38-32	345	40

Full Height Modesty Panel
For Aluminum Framed Glass Modesty option on Breakfront Style add "G" to the end of the product code (add \$1162 list)

KiD-ED

Double Pedestal Desk, Breakfront Style with Rectangular Top and File, File Pedestal on Left and Box, Box, File Pedestal on Right

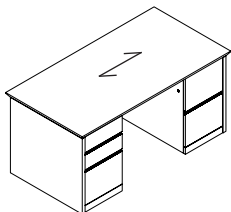


PRODUCT CODE	PRICE	SIZE/INCHES			WEIGHT LBS	VOL FT ³
		H	W	D		
KiD8442ED	5793	29	86	44	442	59
KiD7842ED	5377	29	80	44	421	55
KiD7236ED	4964	29	74	38	375	44
KiD7230ED	4889	29	74	32	345	36
KiD6636ED	4889	29	68	38	360	40
KiD6630ED	4814	29	68	32	330	33
KiD6030ED	4659	29	62	32	315	30

Full Height Modesty Panel
For Aluminum Framed Glass Modesty option on Breakfront Style add "G" to the end of the product code (add \$1162 list)

KiD-DE

Double Pedestal Desk, Breakfront Style with Rectangular Top and Box, Box, File Pedestal on Left and File, File Pedestal on Right



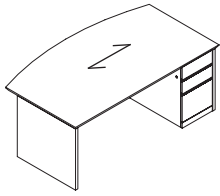
PRODUCT CODE	PRICE	SIZE/INCHES			WEIGHT LBS	VOL FT ³
		H	W	D		
KiD8442DE	5793	29	86	44	442	59
KiD7842DE	5377	29	80	44	421	55
KiD7236DE	4964	29	74	38	375	44
KiD7230DE	4889	29	74	32	345	36
KiD6636DE	4889	29	68	38	360	40
KiD6630DE	4814	29	68	32	330	33
KiD6030DE	4659	29	62	32	315	30

Full Height Modesty Panel
For Aluminum Framed Glass Modesty option on Breakfront Style add "G" to the end of the product code (add \$1162 list)

single pedestal desks

KMSR-D

Single Pedestal Desk, Full Height Modesty Panel with Bow Top and Box, Box, File Pedestal on Right



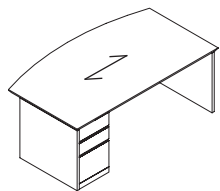
PRODUCT CODE	PRICE	SIZE/INCHES			WEIGHT LBS	VOL FT ³
		H	W	D		
KMSR8442D	4907	29	86	44	352	59
KMSR7842D	4557	29	80	44	337	55
KMSR7242D	4207	29	74	44	322	51
KMSR6636D	4045	29	68	38	290	40

Full Height Modesty Panel

216

KMSL-D

Single Pedestal Desk, Full Height Modesty Panel with Bow Top and Box, Box, File Pedestal on Left

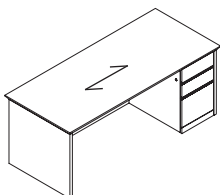


PRODUCT CODE	PRICE	SIZE/INCHES			WEIGHT LBS	VOL FT ³
		H	W	D		
KMSL8442D	4907	29	86	44	352	59
KMSL7842D	4557	29	80	44	337	55
KMSL7242D	4207	29	74	44	322	51
KMSL6636D	4045	29	68	38	290	40

Full Height Modesty Panel

KSR-D

Single Pedestal Desk. Full Height Modesty Panel with Rectangular Top and, Box, Box, File Pedestal on Right

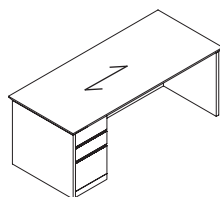


PRODUCT CODE	PRICE	SIZE/INCHES			WEIGHT LBS	VOL FT ³
		H	W	D		
KSR8442D	4613	29	86	44	387	59
KSR7842D	4347	29	80	44	366	55
KSR7236D	3441	29	74	38	320	44
KSR7230D	3288	29	74	32	290	36
KSR6636D	3288	29	68	38	305	40
KSR6630D	3137	29	68	32	275	33
KSR6030D	2999	29	62	32	260	30

Full Height Modesty Panel

KSL-D

Single Pedestal Desk. Full Height Modesty Panel with Rectangular Top and Box, Box, File Pedestal on Left



PRODUCT CODE	PRICE	SIZE/INCHES			WEIGHT LBS	VOL FT ³
		H	W	D		
KSL8442D	4613	29	86	44	387	59
KSL7842D	4347	29	80	44	366	55
KSL7236D	3441	29	74	38	320	44
KSL7230D	3288	29	74	32	290	36
KSL6636D	3288	29	68	38	305	40
KSL6630D	3137	29	68	32	275	33
KSL6030D	2999	29	62	32	260	30

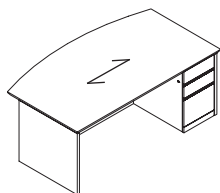
Full Height Modesty Panel

korato price guide

single pedestal desks

KMiSR-D

Single Pedestal Desk, Breakfront Style with Bow Top and Box, Box, File Pedestal on Right



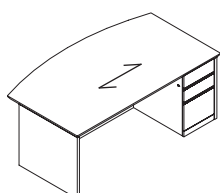
PRODUCT CODE	PRICE	SIZE/INCHES			WEIGHT LBS	VOL FT ³
		H	W	D		
KMiSR8442D	5396	29	86	44	452	59
KMiSR7842D	5011	29	80	44	337	55
KMiSR7242D	4627	29	74	44	322	51
KMiSR6636D	4449	29	68	38	290	40

Full Height Modesty Panel

For Aluminum Framed Glass Modesty option on Breakfront Style add "G" to the end of the product code (add \$1162 list)

KMiSL-D

Single Pedestal Desk, Breakfront Style with Bow Top and Box, Box, File Pedestal on Left



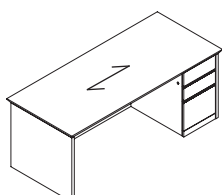
PRODUCT CODE	PRICE	SIZE/INCHES			WEIGHT LBS	VOL FT ³
		H	W	D		
KMiSL8442D	5396	29	86	44	452	59
KMiSL7842D	5011	29	80	44	337	55
KMiSL7242D	4627	29	74	44	322	51
KMiSL6636D	4449	29	68	38	290	40

Full Height Modesty Panel

For Aluminum Framed Glass Modesty option on Breakfront Style add "G" to the end of the product code (add \$1162 list)

KiSR-D

Single Pedestal Desk, Breakfront Style with Rectangular Top and Box, Box, File Pedestal on Right



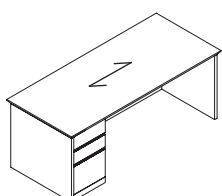
PRODUCT CODE	PRICE	SIZE/INCHES			WEIGHT LBS	VOL FT ³
		H	W	D		
KiSR8442D	5152	29	86	44	387	59
KiSR7842D	4784	29	80	44	366	55
KiSR7236D	3784	29	74	38	320	44
KiSR7230D	3615	29	74	32	290	36
KiSR6636D	3615	29	68	38	305	40
KiSR6630D	3452	29	68	32	275	33
KiSR6030D	3298	29	62	32	260	30

Full Height Modesty Panel

For Aluminum Framed Glass Modesty option on Breakfront Style add "G" to the end of the product code (add \$1162 list)

KiSL-D

Single Pedestal Desk, Breakfront Style with Rectangular Top and Box, Box, File Pedestal on Left



PRODUCT CODE	PRICE	SIZE/INCHES			WEIGHT LBS	VOL FT ³
		H	W	D		
KiSL8442D	5152	29	86	44	387	59
KiSL7842D	4784	29	80	44	366	55
KiSL7236D	3784	29	74	38	320	44
KiSL7230D	3615	29	74	32	290	36
KiSL6636D	3615	29	68	38	305	40
KiSL6630D	3452	29	68	32	275	33
KiSL6030D	3298	29	62	32	260	30

Full Height Modesty Panel

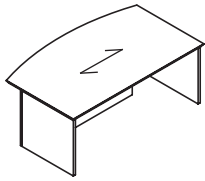
For Aluminum Framed Glass Modesty option on Breakfront Style add "G" to the end of the product code (add \$1162 list)

korato price guide

desk shells

KMiT

Desk Shell with Recessed Modesty Panel with Bow Top



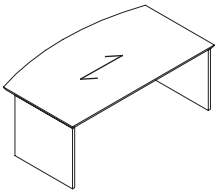
PRODUCT CODE	PRICE	SIZE/INCHES			WEIGHT LBS	VOL FT ³
		H	W	D		
KMiT8442	4162	29	84	42	380	59
KMiT7842	3891	29	78	42	353	55
KMiT7242	3623	29	72	42	331	51
KMiT6636	3438	29	66	36	287	40

Full Height Modesty Panel

218

KMT

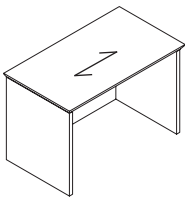
Desk Shell with Recessed Modesty Panel with Bow Top



PRODUCT CODE	PRICE	SIZE/INCHES			WEIGHT LBS	VOL FT ³
		H	W	D		
KMT8442	3771	29	86	44	297	59
KMT7842	3500	29	80	44	282	55
KMT7242	3231	29	74	44	267	51
KMT6636	3047	29	68	38	235	40

KT

Desk Shell with Recessed Modesty Panel



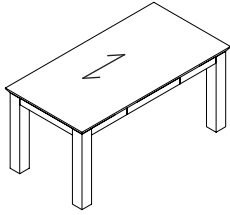
PRODUCT CODE	PRICE	SIZE/INCHES			WEIGHT LBS	VOL FT ³
		H	W	D		
KT8436	3006	29	86	38	317	51
KT7836	2791	29	80	38	296	47
KT7236	2578	29	74	38	265	44
KT6636	2427	29	68	38	250	40
KT7230	2427	29	74	32	235	36
KT6630	2278	29	68	32	220	33
KT6030	2083	29	62	32	205	30
KT4822	1490	29	50	24	105	18
KT4222	1249	29	44	24	90	16
KT3622	1205	29	38	24	75	13
KT3022	1180	29	32	24	65	11
KT4820	1357	29	50	22	105	16
KT4220	1135	29	44	22	90	14
KT3620	1096	29	38	22	75	12
KT3020	1074	29	32	22	65	10

korato price guide

computer tables/desks

KTB

Table Desk with 3" Apron, Centered Pencil Drawer and 4" Square Legs

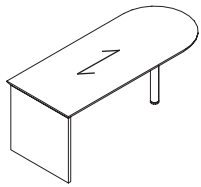


PRODUCT CODE	PRICE	SIZE/INCHES			WEIGHT LBS	VOL FT ³
		H	W	D		
KTB8442	6602	29	86	44	272	59
KTB7842	6132	29	80	44	253	55
KTB7236	4850	29	74	38	205	44
KTB7230	4762	29	74	32	192	36
KTB6636	4762	29	68	38	192	40
KTB6630	4668	29	68	32	188	33
KTB6030	4447	29	62	32	171	30

table desks

KDD

“D” Shaped Table with Wood Column Support and Full End Panel

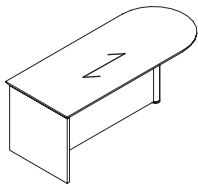


220

PRODUCT CODE	PRICE	SIZE/INCHES			WEIGHT LBS	VOL FT ³
		H	W	D		
KDD8436	3363	29	84	36	343	51
KDD7236	2880	29	72	36	294	44
KDD7230	2678	29	72	30	264	36
KDD6636	2678	29	66	36	245	40
KDD6030	2573	29	60	30	225	30

KDDF

“D” Shaped Desk with Wood Column Support, Full Modesty Panel and End Panel

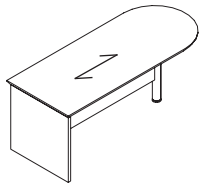


PRODUCT CODE	PRICE	SIZE/INCHES			WEIGHT LBS	VOL FT ³
		H	W	D		
KDDF8436	4131	29	84	36	343	51
KDDF7236	3545	29	72	36	294	44
KDDF7230	3338	29	72	30	264	36
KDDF6636	3338	29	66	36	245	40
KDDF6030	3233	29	60	30	225	30

“d” shaped table desks

KQDD

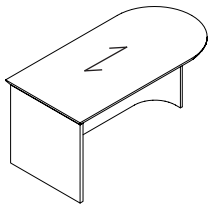
“D” Shaped Desk with Wood Column Support, 3/4 Modesty Panel and Full End Panel



PRODUCT CODE	PRICE	SIZE/INCHES			WEIGHT LBS	VOL FT ³
		H	W	D		
KQDD8436	3878	29	84	36	357	51
KQDD7236	3323	29	72	36	311	44
KQDD7230	3119	29	72	30	281	36
KQDD6636	3119	29	66	36	264	40
KQDD6030	3014	29	60	30	247	30

KDDCR

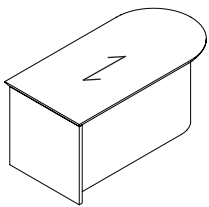
“D” Shaped Table Desk with Full Height Curved Modesty Panel and End Panel



PRODUCT CODE	PRICE	SIZE/INCHES			WEIGHT LBS	VOL FT ³
		H	W	D		
KDDCR8436	4391	29	84	36	368	51
KDDCR7236	3764	29	72	36	320	44
KDDCR7230	3558	29	72	30	290	36
KDDCR6636	3558	29	66	36	270	40
KDDCR6030	3455	29	60	30	242	30

KDDCL

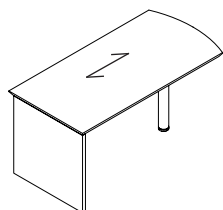
“D” Shaped Table Desk with Full Height Curved Modesty Panel and End Panel



PRODUCT CODE	PRICE	SIZE/INCHES			WEIGHT LBS	VOL FT ³
		H	W	D		
KDDCL8436	4391	29	84	36	368	51
KDDCL7236	3764	29	72	36	320	44
KDDCL7230	3558	29	72	30	290	36
KDDCL6636	3558	29	66	36	270	40
KDDCL6030	3455	29	60	30	242	30

KDDBE

Bow End “D” Shaped Table with Wood Column Support and Full End Panel

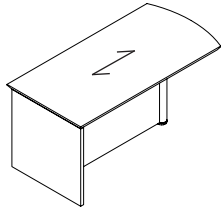


PRODUCT CODE	PRICE	SIZE/INCHES			WEIGHT LBS	VOL FT ³
		H	W	D		
KDDBE8436	3363	29	84	36	343	51
KDDBE7236	2880	29	72	36	294	44
KDDBE7230	2678	29	72	30	264	36
KDDBE6636	2678	29	66	36	245	40
KDDBE6030	2573	29	60	30	225	30

“d” shaped table desks

KDDBEF

Bow End “D” Shaped Table with Wood Column Support, Full Modesty Panel and Full End Panel

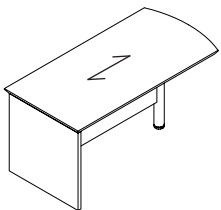


PRODUCT CODE	PRICE	SIZE/INCHES			WEIGHT LBS	VOL FT ³
		H	W	D		
KDDBEF8436	4131	29	84	36	368	51
KDDBEF7236	3542	29	72	36	320	44
KDDBEF7230	3338	29	72	30	290	36
KDDBEF6636	3338	29	66	36	271	40
KDDBEF6030	3233	29	60	30	247	30

222

KQDDBE

Bow End “D” Shaped Table with Wood Column Support, 3/4 Modesty Panel and Full End Panel



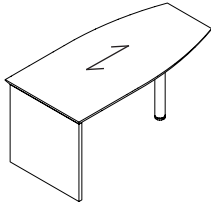
PRODUCT CODE	PRICE	SIZE/INCHES			WEIGHT LBS	VOL FT ³
		H	W	D		
KQDDBE8436	3878	29	84	36	357	51
KQDDBE7226	3323	29	72	36	311	44
KQDDBE7230	3119	29	72	30	281	36
KQDDBE6636	3119	29	66	36	264	40
KQDDBE6030	3014	29	60	30	247	30

korato price guide

boat shaped table desks

KDDBS

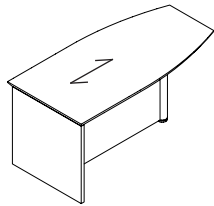
Boat Shaped Table Desk with Wood Column Support and Full End Panel



PRODUCT CODE	PRICE	SIZE/INCHES			WEIGHT LBS	VOL FT ³
		H	W	D		
KDDBS8442	3982	29	84	42	414	59
KDDBS8436	3363	29	84	36	343	51
KDDBS7236	2880	29	72	36	314	44
KDDBS7230	2678	29	72	30	284	36
KDDBS6636	2678	29	66	36	265	40
KDDBS6030	2573	29	60	30	245	30

KDDBSF

Boat Shaped Table Desk with Wood Column Support, Full Modesty Panel and Full End Panel




PRODUCT CODE	PRICE	SIZE/INCHES			WEIGHT LBS	VOL FT ³
		H	W	D		
KDDBSF8442	4820	29	84	42	429	59
KDDBSF8436	4131	29	84	36	368	51
KDDBSF7236	3542	29	72	36	320	44
KDDBSF7230	3338	29	72	30	290	36
KDDBSF6636	3338	29	66	36	271	40
KDDBSF6030	3233	29	60	30	247	30

“p” shaped table desks

KTPR

Right “P” Shaped Table with Wood Column Support and Full End Panel

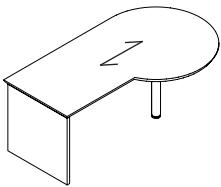


PRODUCT CODE	PRICE	SIZE/INCHES			WEIGHT LBS	VOL FT³
		H	W	D		
KTPR9642	4201	29	96	42	440	68
KTPR8442	3676	29	84	42	385	59
KTPR7242	3353	29	72	42	319	51

224

KTPL

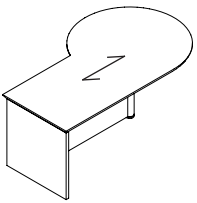
Left “P” Shaped Table with Wood Column Support and Full End Panel



PRODUCT CODE	PRICE	SIZE/INCHES			WEIGHT LBS	VOL FT³
		H	W	D		
KTPL9642	4201	29	96	42	440	68
KTPL8442	3676	29	84	42	385	59
KTPL7242	3353	29	72	42	319	51

KTPFR

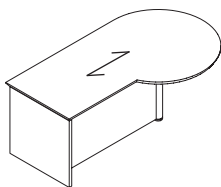
Right “P” Shaped Table with Wood Column Support, Full Height Modesty Panel and Full End Panel



PRODUCT CODE	PRICE	SIZE/INCHES			WEIGHT LBS	VOL FT³
		H	W	D		
KTPFR9642	4958	29	96	42	317	68
KTPFR8442	3822	29	84	42	277	59
KTPFR7242	4013	29	72	42	211	51

KTPFL

Left “P” Shaped Table with Wood Column Support, Full Height Modesty Panel and Full End Panel




PRODUCT CODE	PRICE	SIZE/INCHES			WEIGHT LBS	VOL FT³
		H	W	D		
KTPFL9642	4958	29	96	42	317	68
KTPFL8442	3822	29	84	42	277	59
KTPFL7242	4013	29	72	42	211	51

“p” shaped table desks

KQTPR

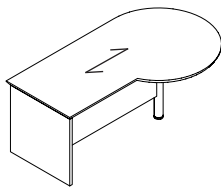
Right “P” Shaped Table with Wood Column Support, 3/4 Height Modesty Panel and Full End Panel



PRODUCT CODE	PRICE	SIZE/INCHES			WEIGHT LBS	VOL FT ³
		H	W	D		
KQTPR9642	4705	29	96	42	291	68
KQTPR8442	4117	29	84	42	255	59
KQTPR7242	3791	29	72	42	189	51

KQTPL

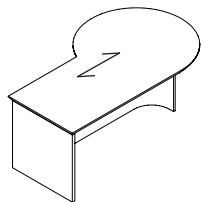
Left “P” Shaped Table with Wood Column Support, 3/4 Height Modesty Panel and Full End Panel



PRODUCT CODE	PRICE	SIZE/INCHES			WEIGHT LBS	VOL FT ³
		H	W	D		
KQTPL9642	4705	29	96	42	291	68
KQTPL8442	4117	29	84	42	255	59
KQTPL7242	3791	29	72	42	189	51

KTPCR

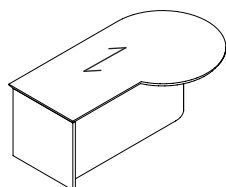
Right “P” Shaped Table with Wood Column Support, Curved Modesty Panel and Full End Panel



PRODUCT CODE	PRICE	SIZE/INCHES			WEIGHT LBS	VOL FT ³
		H	W	D		
KTPCR9642	5207	29	96	42	317	68
KTPCR8442	4559	29	84	42	277	59
KTPCR7242	4032	29	72	42	211	51

KTPCL

Left “P” Shaped Table with Wood Column Support, Curved Modesty Panel and Full End Panel



PRODUCT CODE	PRICE	SIZE/INCHES			WEIGHT LBS	VOL FT ³
		H	W	D		
KTPCL9642	5207	29	96	42	317	68
KTPCL8442	4559	29	84	42	277	59
KTPCL7242	4032	29	72	42	211	51

upgrades

SM

Metal Post Upgrade from SMO3

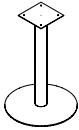


PRODUCT CODE	PRICE	SIZE/INCHES			WEIGHT LBS	VOL FT³
		H	W	D		
SM06	139	28	6			
SM04	70	28	4			
SM03	0	28	3			

226

F3

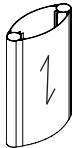
Metal Post Upgrade from SMO3



PRODUCT CODE	PRICE	SIZE/INCHES			WEIGHT LBS	VOL FT³
		H	W	D		
F3P18	680	28	18			

TE

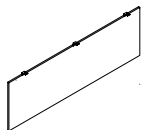
Wood Elliptical Base with End Caps, Upgrade from SMO3



PRODUCT CODE	PRICE	SIZE/INCHES			WEIGHT LBS	VOL FT³
		H	W	D		
TE18 (PVC)	479	28	18	5		
TEL18 (ALUMINUM)	526	28	18	5		

CMP

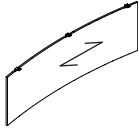
Metal Straight Modesty Panel hanging from Top



PRODUCT CODE	PRICE	SIZE/INCHES			WEIGHT LBS	VOL FT³
		H	W	D		
CMP72	984	18	67		9	1
CMP66	952	18	61		8	1
CMP60	936	18	55		8	1
CMP54	920	18	49		7	1
CMP48	907	18	43		6	1

CMPMP

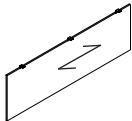
Metal Curved Modesty Panel hanging from Top



PRODUCT CODE	PRICE	SIZE/INCHES			WEIGHT LBS	VOL FT ³
		H	W	D		
CMPMP72	984	18	67		9	1
CMPMP66	952	18	61		8	1
CMPMP60	936	18	55		8	1
CMPMP54	920	18	49		7	1
CMPMP48	907	18	43		6	1

CMP-W

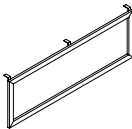
Wood Straight Modesty Panel hanging from Top



PRODUCT CODE	PRICE	SIZE/INCHES			WEIGHT LBS	VOL FT ³
		H	W	D		
CMP72W	836	18	67		20	1
CMP66W	810	18	61		18	1
CMP60W	796	18	55		16	1
CMP54W	782	18	49		14	1
CMP48W	771	18	43		13	1

CMP-G

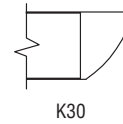
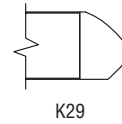
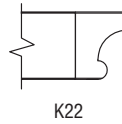
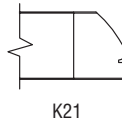
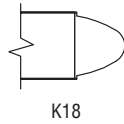
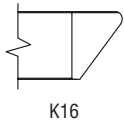
Metal Curved Modesty Panel hanging from Top



PRODUCT CODE	PRICE	SIZE/INCHES			WEIGHT LBS	VOL FT ³
		H	W	D		
CMP72G	1508	18	67		20	1
CMP66G	1424	18	61		18	1
CMP60G	1302	18	55		16	1
CMP54G	1212	18	49		14	1
CMP48G	1159	18	43		13	1

TECHNICAL INFORMATION

- All Returns are shipped assembled.
- Kneewell locking standard.
- All Returns have Cross Grain veneer pattern.
- To remove Cross Grain veneer pattern on Top, delete suffix "CG" from the product Number Code. (Available at no upcharge)
- If Handle is specified:
 - Black and Brass Handle = Black Lock & Grommet.
 - Silver, Nickel and Tungsten Handle = Tungsten Lock & Grommet.
- If Handle is not specified Routed Pull, Black Lock & Grommet are standard.

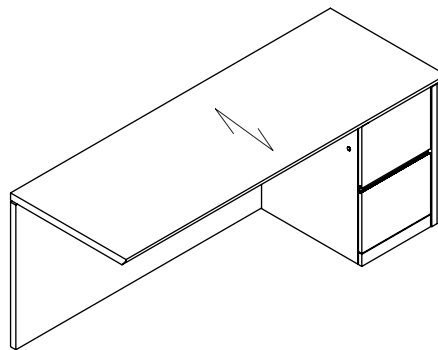


GUIDELINES FOR ORDERING PRODUCT

Codes

The price list uses a numbering system with meaningful alphanumeric characters to create a simple-to-understand product number. This makes specifying the product much easier and more accurate.

Specification Example of a Return Unit



Product Code :

KERR7222ECG

K - Kingston Series
ERR - Executive Return Right
7222 - Size: Width x Depth
E - Pedestal Configuration: FF Pedestal
CG - Cross Grain

Edge: Choose Edge
 Finish: Choose Finish
 Handle: Choose Handle

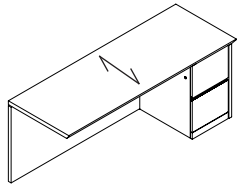
Optional
 Grommet Location : TC - Top Center
 TR - Top Right
 TL - Top Left

NOTE: \longleftrightarrow Indicates direction of grain.

returns

KERR-E

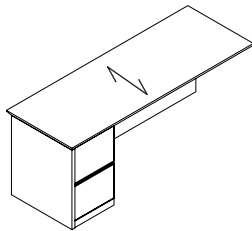
Executive Return with Full Height Flush Modesty Panel and File, File Pedestal on Right



PRODUCT CODE	PRICE	SIZE/INCHES			WEIGHT LBS	VOL FT ³
		H	W	D		
KERR7222ECG	3403	29	73	24	250	29
KERR6622ECG	3280	29	67	24	236	27
KERR6022ECG	2982	29	61	24	227	24
KERR5422ECG	2874	29	55	24	205	22
KERR4822ECG	2554	29	49	24	185	19
KERR4222ECG	2460	29	43	24	178	17

KERL-E

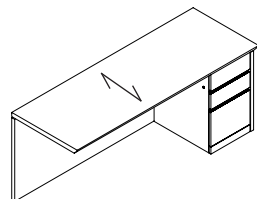
Executive Return with Full Height Flush Modesty Panel and File, File Pedestal on Left



PRODUCT CODE	PRICE	SIZE/INCHES			WEIGHT LBS	VOL FT ³
		H	W	D		
KERL7222ECG	3403	29	73	24	250	29
KERL6622ECG	3280	29	67	24	236	27
KERL6022ECG	2982	29	61	24	227	24
KERL5422ECG	2874	29	55	24	205	22
KERL4822ECG	2554	29	49	24	185	19
KERL4222ECG	2460	29	43	24	178	17

KERR-D

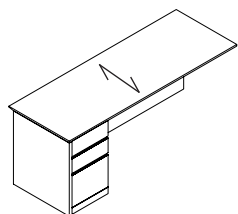
Executive Return with Full Height Flush Modesty Panel and Box, Box, File Pedestal on Right



PRODUCT CODE	PRICE	SIZE/INCHES			WEIGHT LBS	VOL FT ³
		H	W	D		
KERR7222DCG	3403	29	73	24	250	29
KERR6622DCG	3280	29	67	24	236	27
KERR6022DCG	2982	29	61	24	227	24
KERR5422DCG	2736	29	55	24	205	22
KERR4822DCG	2554	29	49	24	185	19
KERR4222DCG	2460	29	43	24	178	17

KERL-D

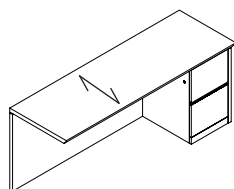
Executive Return with Full Height Flush Modesty Panel and Box, Box, File Pedestal on Left



PRODUCT CODE	PRICE	SIZE/INCHES			WEIGHT LBS	VOL FT ³
		H	W	D		
KERL7222DCG	3403	29	73	24	250	29
KERL6622DCG	3280	29	67	24	236	27
KERL6022DCG	2982	29	61	24	227	24
KERL5422DCG	2874	29	55	24	205	22
KERL4822DCG	2554	29	49	24	185	19
KERL4222DCG	2460	29	43	24	178	17

KERR-E

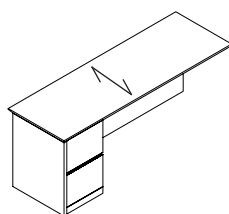
Executive Return with Full Height Flush Modesty Panel and File, File Pedestal on Right



PRODUCT CODE	PRICE	SIZE/INCHES			WEIGHT LBS	VOL FT ³
		H	W	D		
KERR7220ECG	3242	29	73	22	240	27
KERR6620ECG	3122	29	67	22	231	24
KERR6020ECG	2838	29	61	22	222	22
KERR5420ECG	2736	29	55	22	200	20
KERR4820ECG	2433	29	49	22	180	18
KERR4220ECG	2342	29	43	22	173	16

KERL-E

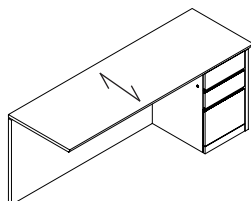
Executive Return with Full Height Flush Modesty Panel and File, File Pedestal on Left



PRODUCT CODE	PRICE	SIZE/INCHES			WEIGHT LBS	VOL FT ³
		H	W	D		
KERL7220ECG	3242	29	73	22	240	27
KERL6620ECG	3122	29	67	22	231	24
KERL6020ECG	2838	29	61	22	222	22
KERL5420ECG	2736	29	55	22	200	20
KERL4820ECG	2433	29	49	22	180	18
KERL4220ECG	2342	29	43	22	173	16

KERR-D

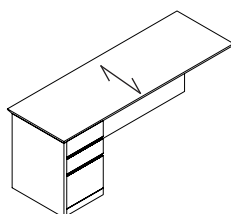
Executive Return with Full Height Flush Modesty Panel and Box, Box, File Pedestal on Right



PRODUCT CODE	PRICE	SIZE/INCHES			WEIGHT LBS	VOL FT ³
		H	W	D		
KERR7220DCG	3242	29	73	22	240	27
KERR6620DCG	3122	29	67	22	231	24
KERR6020DCG	2838	29	61	22	222	22
KERR5420DCG	2736	29	55	22	200	20
KERR4820DCG	2433	29	49	22	180	18
KERR4220DCG	2342	29	43	22	173	16

KERL-D

Executive Return with Full Height Flush Modesty Panel and Box, Box, File Pedestal on Left

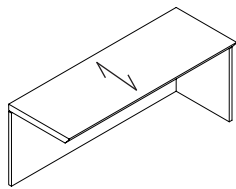


PRODUCT CODE	PRICE	SIZE/INCHES			WEIGHT LBS	VOL FT ³
		H	W	D		
KERL7220DCG	3242	29	73	22	240	27
KERL6620DCG	3122	29	67	22	231	24
KERL6020DCG	2838	29	61	22	222	22
KERL5420DCG	2736	29	55	22	200	20
KERL4820DCG	2433	29	49	22	180	18
KERL4220DCG	2342	29	43	22	173	16

returns

KERR

Right Executive Height Return with Full Flush Back Panel

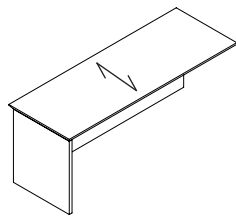


PRODUCT CODE	PRICE	SIZE/INCHES			WEIGHT LBS	VOL FT³
		H	W	D		
KERR7222CG	1911	29	73	24	135	29
KERR6622CG	1749	29	67	24	127	27
KERR6022CG	1591	29	61	24	120	24
KERR5422CG	1430	29	55	24	112	22
KERR4822CG	1272	29	49	24	105	19
KERR4222CG	1112	29	43	24	97	17

232

KERL

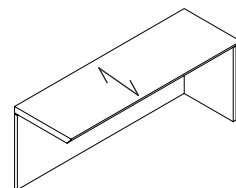
Left Executive Height Return with Full Flush Back Panel



PRODUCT CODE	PRICE	SIZE/INCHES			WEIGHT LBS	VOL FT³
		H	W	D		
KERL7222CG	1911	29	73	24	135	29
KERL6622CG	1749	29	67	24	127	27
KERL6022CG	1591	29	61	24	120	24
KERL5422CG	1430	29	55	24	112	22
KERL4822CG	1272	29	49	24	105	19
KERL4222CG	1112	29	43	24	97	17

KERR

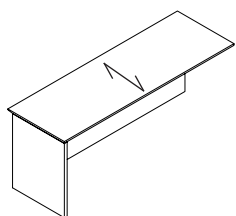
Right Executive Height Return with Full Height Flush Back Panel



PRODUCT CODE	PRICE	SIZE/INCHES			WEIGHT LBS	VOL FT³
		H	W	D		
KERR7220CG	1819	29	73	22	130	27
KERR6620CG	1667	29	67	22	122	24
KERR6020CG	1515	29	61	22	115	22
KERR5420CG	1363	29	55	22	105	20
KERR4820CG	1212	29	49	22	100	18
KERR4220CG	1059	29	43	22	90	16

KERL

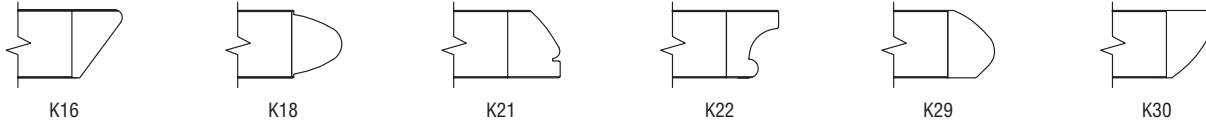
Left Executive Height Return with Full Height Flush Back Panel



PRODUCT CODE	PRICE	SIZE/INCHES			WEIGHT LBS	VOL FT³
		H	W	D		
KERL7220CG	1819	29	73	22	130	27
KERL6620CG	1667	29	67	22	122	24
KERL6020CG	1515	29	61	22	115	22
KERL5420CG	1363	29	55	22	105	20
KERL4820CG	1212	29	49	22	100	18
KERL4220CG	1059	29	43	22	90	16

TECHNICAL INFORMATION

- All Desks are shipped assembled.
- Units include installed horizontal wire management.
- Unit is handed by Post Leg.
- Not for use with Regular Corner Units.
- For Cross Grain veneer pattern on Top, add "CG" to code.
- If Grommet (Optional) color is not specified Black Grommet is standard.

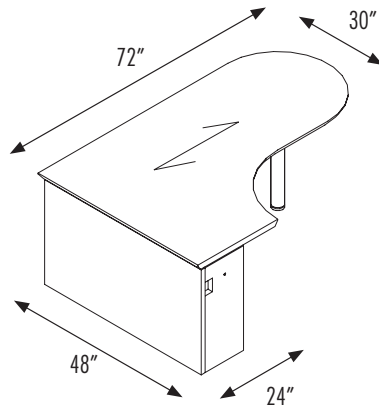


GUIDELINES FOR ORDERING PRODUCT

Codes

The price list uses a numbering system with meaningful alphanumeric characters to create a simple-to-understand product number. This makes specifying the product much easier and more accurate.

Specification Example of a Piano Desk Unit



Product Code :

KTDP72304824
K - Kingston Series
TDP - Piano "D" Shaped Table Desk
R - Right Configuration
7230 - Size of Worksurface: Width x Depth
4824 - Size of End x Depth of Return Connection

Edge: Choose Edge

Finish: Choose Finish

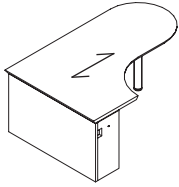
Optional
 Grommet Location : TE - Top End

NOTE: ⇄ Indicates direction of grain.

piano desks

KTDPR

Right “D” Shaped Piano Table Desk with Wood Column Support and Full End Panel, 30” Deep Worksurface Extension and 24” Return Connection

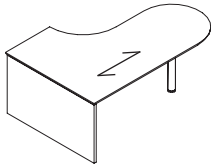


PRODUCT CODE	PRICE	SIZE/INCHES			WEIGHT LBS	VOL FT³
		H	W	D		
KTDPR96304822	4360	29	96	48	464	77
KTDPR84304822	3880	29	84	48	406	68
KTDPR72304822	3398	29	72	48	348	58

234

KTDPL

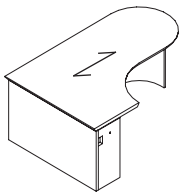
Left “D” Shaped Piano Table Desk with Wood Column Support and Full End Panel, 30” Deep Worksurface Extension and 24” Return Connection



PRODUCT CODE	PRICE	SIZE/INCHES			WEIGHT LBS	VOL FT³
		H	W	D		
KTDPL96304822	4360	29	96	48	464	77
KTDPL84304822	3880	29	84	48	406	68
KTDPL72304822	3398	29	72	48	348	58

KTDPCR

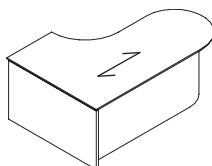
Right “D” Shaped Piano Table Desk with Full Height Curved Modesty Panel and Full End Panel, a 30” Deep Worksurface Extension and 24” Return Connection



PRODUCT CODE	PRICE	SIZE/INCHES			WEIGHT LBS	VOL FT³
		H	W	D		
KTDPCR96304822	5533	29	96	48	479	77
KTDPCR84304822	4908	29	84	48	420	68
KTDPCR72304822	4280	29	72	48	360	58

KTDPCL

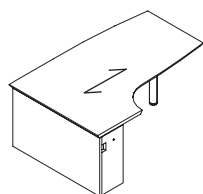
Left “D” Shaped Piano Table Desk with Full Height Curved Modesty Panel and Full End Panel, a 30” Deep Worksurface Extension and 24” Return Connection



PRODUCT CODE	PRICE	SIZE/INCHES			WEIGHT LBS	VOL FT³
		H	W	D		
KTDPCL96304822	5533	29	96	48	479	77
KTDPCL84304822	4908	29	84	48	420	68
KTDPCL72304822	4280	29	72	48	360	58

KTBPR

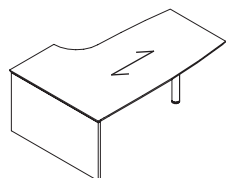
Right Boat Shaped Piano Table Desk with Wood Column Support and Full End Panel, a 36" to 30" Deep Worksurface Extension and 24" Return Connection.



PRODUCT CODE	PRICE	SIZE/INCHES			WEIGHT LBS	VOL FT ³
		H	W	D		
KTBPR96364822	4908	29	96	48	522	87
KTBPR84364822	4363	29	84	48	457	76
KTBPR72364822	3821	29	72	48	392	65

KTBPL

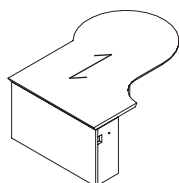
Left Boat Shaped Piano Table Desk with Wood Column Support and Full End Panel, a 36" to 30" Deep Worksurface Extension and 24" Return Connection.



PRODUCT CODE	PRICE	SIZE/INCHES			WEIGHT LBS	VOL FT ³
		H	W	D		
KTBPL96364822	4908	29	96	48	522	87
KTBPL84364822	4363	29	84	48	457	76
KTBPL72364822	3821	29	72	48	392	65

KTPPR

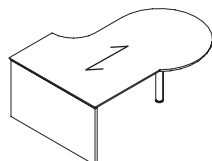
Right "P" Shaped Piano Table Desk with Wood Column Support and Full End Panel, with 42" Diameter Worksurface Extension, 30" Stem and 24" Return Connection



PRODUCT CODE	PRICE	SIZE/INCHES			WEIGHT LBS	VOL FT ³
		H	W	D		
KTPPR96424822	4977	29	96	54	580	97
KTPPR84424822	4451	29	84	54	508	85
KTPPR72424822	4126	29	72	54	435	73

KTPPL

Left "P" Shaped Piano Table Desk with Wood Column Support and Full End Panel, with 42" Diameter Worksurface Extension, 30" Stem and 24" Return Connection

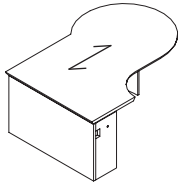


PRODUCT CODE	PRICE	SIZE/INCHES			WEIGHT LBS	VOL FT ³
		H	W	D		
KTPPL96424822	4977	29	96	54	580	97
KTPPL84424822	4451	29	84	54	508	85
KTPPL72424822	4126	29	72	54	435	73

piano desks

KTPPCR

Right "P" Shaped Piano Desk with Full Curved Modesty Panel and Full End Panel, with 42" Diameter Worksurface Extension with 30" Stem and 24" Return Connection

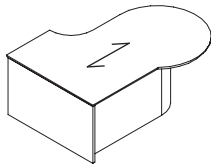


PRODUCT CODE	PRICE	SIZE/INCHES			WEIGHT LBS	VOL FT³
		H	W	D		
KTPPCR96424822	5981	29	96	54	590	97
KTPPCR84424822	5331	29	84	54	516	85
KTPPCR72424822	5008	29	72	54	442	73

236

KTPPCL

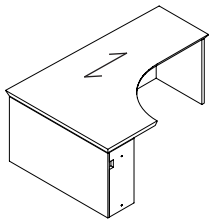
Left "P" Shaped Piano Desk with Full Curved Modesty Panel and Full End Panel, with 42" Diameter Worksurface Extension with 30" Stem and 24" Return Connection



PRODUCT CODE	PRICE	SIZE/INCHES			WEIGHT LBS	VOL FT³
		H	W	D		
KTPPCL96424822	5981	29	96	54	590	97
KTPPCL84424822	5331	29	84	54	516	85
KTPPCL72424822	5008	29	72	54	442	73

KEKR

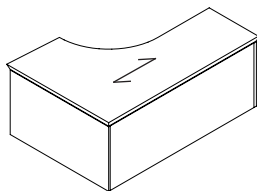
Right Extended Corner Table with Inner Curve with a 24" Return Connection



PRODUCT CODE	PRICE	SIZE/INCHES			WEIGHT LBS	VOL FT³
		H	W	D		
KEKR489622ML	4739	29	48	98	387	77
KEKR489022ML	4475	29	48	92	363	73
KEKR488422ML	4421	29	48	86	338	68
KEKR487822ML	4397	29	48	80	314	63
KEKR487222ML	4179	29	48	74	290	58
KEKR486622ML	3898	29	48	68	266	52
KEKR486022ML	3611	29	48	62	242	48

KEKL

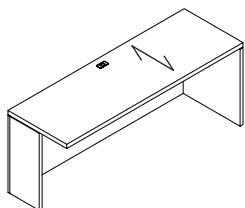
Left Extended Corner Table with Inner Curve with a 24" Return Connection



PRODUCT CODE	PRICE	SIZE/INCHES			WEIGHT LBS	VOL FT³
		H	W	D		
KEKL964822MR	4739	29	48	98	387	77
KEKL904822MR	4475	29	48	92	363	73
KEKL844822MR	4421	29	48	86	338	68
KEKL784822MR	4397	29	48	80	314	63
KEKL724822MR	4179	29	48	74	290	58
KEKL664822MR	3898	29	48	68	266	52
KEKL604822MR	3611	29	48	62	242	48

KVER

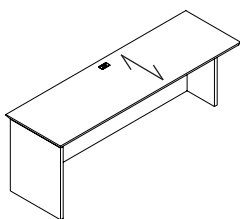
Right Linking Return to be Used in Conjunction with Extended Piano Corner Units or Piano Shaped Desks



PRODUCT CODE	PRICE	SIZE/INCHES			WEIGHT LBS	VOL FT ³
		H	W	D		
KVER9622CG	2878	29	97	24	200	39
KVER9022CG	2700	29	91	24	187	36
KVER8422CG	2518	29	85	24	174	34
KVER7822CG	2338	29	79	24	162	31
KVER7222CG	2160	29	73	24	149	29
KVER6622CG	2027	29	67	24	141	27
KVER6022CG	1804	29	61	24	132	24
KVER5422CG	1788	29	55	24	121	22
KVER4822CG	1681	29	49	24	115	19
KVER4222CG	1414	29	43	24	99	17
KVER3622CG	1365	29	37	24	83	15
KVER3022CG	1355	29	31	24	77	12
KVER2422CG	1124	29	25	24	61	10

KVEL

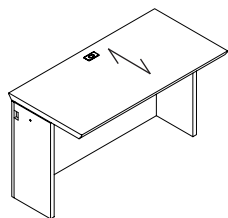
Left Linking Return to be Used in Conjunction with Extended Piano Corner Units or Piano Shaped Desks



PRODUCT CODE	PRICE	SIZE/INCHES			WEIGHT LBS	VOL FT ³
		H	W	D		
KVEL9622CG	2878	29	97	24	200	39
KVEL9022CG	2700	29	91	24	187	36
KVEL8422CG	2518	29	85	24	174	34
KVEL7822CG	2338	29	79	24	162	31
KVEL7222CG	2160	29	73	24	149	29
KVEL6622CG	2027	29	67	24	141	27
KVEL6022CG	1804	29	61	24	132	24
KVEL5422CG	1788	29	55	24	121	22
KVEL4822CG	1681	29	49	24	115	19
KVEL4222CG	1414	29	43	24	99	17
KVEL3622CG	1365	29	37	24	83	15
KVEL3022CG	1355	29	31	24	77	12
KVEL2422CG	1124	29	25	24	61	10

KBTN

Bridge for Extended Piano Corner Units or Piano Shaped Desks, with Full Back Panel and Recessed End Panels

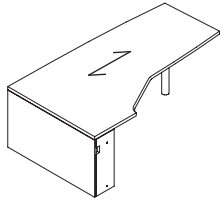


PRODUCT CODE	PRICE	SIZE/INCHES			WEIGHT LBS	VOL FT ³
		H	W	D		
KBTN4822CG	1627	29	48	24	116	19
KBTN4222CG	1365	29	42	24	102	17
KBTN3622CG	1314	29	36	24	87	15
KBTN3022CG	1288	29	30	24	73	12
KBTN2422CG	1082	29	24	24	58	10
KBTN1822CG	813	29	18	24	43	8
KBTN1222CG	540	29	12	24	29	5

piano desks

ES

Upgrade to Straight Front Detail on Piano Desks

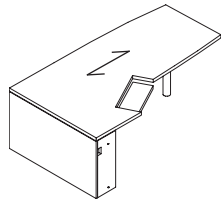


PRODUCT CODE	PRICE	SIZE/INCHES			WEIGHT LBS	VOL FT ³
		H	W	D		
KES22	119		22			

238

ESK

Upgrade to Straight Front Detail, with Full Adjustable Keyboard Surface for a Sit or Stand Position on Piano Desks



PRODUCT CODE	PRICE	SIZE/INCHES			WEIGHT LBS	VOL FT ³
		H	W	D		
KESK22	1200		22			

SM

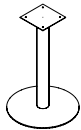
Metal Post Upgrade



PRODUCT CODE	PRICE	SIZE/INCHES			WEIGHT LBS	VOL FT ³
		H	W	D		
SM06	139	28	6	6		
SM04	70	28	4	4		
SM03	0	28	3	3		

F3

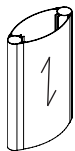
Metal Flat Plate Base Upgrade



PRODUCT CODE	PRICE	SIZE/INCHES			WEIGHT LBS	VOL FT ³
		H	W	D		
F3P18	680	28	18			

TE

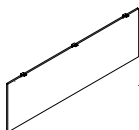
Wood Elliptical Base Upgrade, PVC End Caps included, Please specify Black or Aluminum PVC



PRODUCT CODE	PRICE	SIZE/INCHES			WEIGHT LBS	VOL FT ³
		H	W	D		
TE18 (PVC)	479	28	18	5		
TEL18 (ALUMINUM)	526	28	18	5		

CMP

Metal Straight Panel Back Hanging From Top

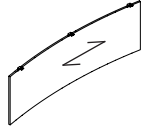


PRODUCT CODE	PRICE	SIZE/INCHES			WEIGHT LBS	VOL FT ³
		H	W	D		
CMP72	984	18	67	9	1	
CMP66	952	18	61	8	1	
CMP60	936	18	55	8	1	
CMP54	920	18	49	7	1	
CMP48	907	18	43	6	1	

upgrades

CMMP

Metal Curved Back Panel Hanging From Top

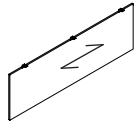


240

PRODUCT CODE	PRICE	SIZE/INCHES			WEIGHT LBS	VOL FT ³
		H	W	D		
CMMP72	984	18	67		9	1
CMMP66	952	18	61		8	1
CMMP60	936	18	55		8	1
CMMP54	920	18	49		7	1
CMMP48	907	18	43		6	1

CMP-W

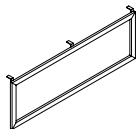
Wood Straight Panel Back Hanging From Top



PRODUCT CODE	PRICE	SIZE/INCHES			WEIGHT LBS	VOL FT ³
		H	W	D		
CMP72W	836	18	67		20	1
CMP66W	810	18	61		18	1
CMP60W	796	18	55		16	1
CMP54W	782	18	49		14	1
CMP48W	771	18	43		13	1

CMP-G

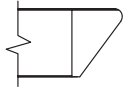
Glass Straight Panel Back Hanging From Top



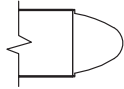
PRODUCT CODE	PRICE	SIZE/INCHES			WEIGHT LBS	VOL FT ³
		H	W	D		
CMP72G	1508	18	67		20	1
CMP66G	1424	18	61		18	1
CMP60G	1302	18	55		16	1
CMP54G	1212	18	49		14	1
CMP48G	1159	18	43		13	1

TECHNICAL INFORMATION

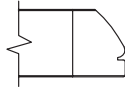
- All Bridges are shipped knockdown.
- Not for use with Corner Units.
- To remove Cross Grain veneer pattern on Top, delete suffix "CG" from the product Number Code. (Available at no upcharge)
- GM5 TC location is standard.
- If Grommet color is not specified Black Grommet is standard.



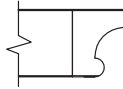
K16



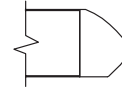
K18



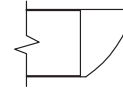
K21



K22



K29



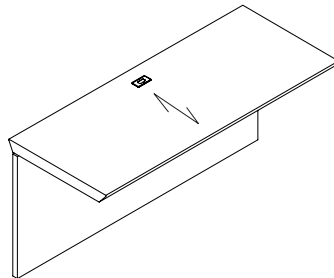
K30

GUIDELINES FOR ORDERING PRODUCT

Codes

The price list uses a numbering system with meaningful alphanumeric characters to create a simple-to-understand product number. This makes specifying the product much easier and more accurate.

Specification Example of a Bridge Unit



Product Code :

KBT6022CG

K - Kingston Series

BT - Bridge Top

6022 - Size: Width x Depth

CG - Cross Grain

Edge: Choose Edge

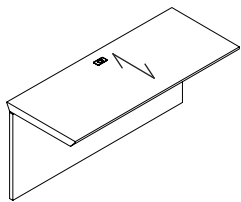
Finish: Choose Finish

Optional
Grommet Location : TR - Top Right
TL - Top Left

NOTE: \longleftrightarrow Indicates direction of grain.

KBT

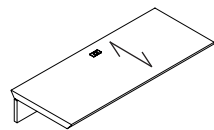
Executive Bridge Top and Back Panel for “U” Configuration.



PRODUCT CODE	PRICE	SIZE/INCHES			WEIGHT LBS	VOL FT ³
		H	W	D		
KBT6022CG	1515	29	60	24	108	9
KBT5422CG	1365	29	54	24	99	8
KBT4822CG	1212	29	48	24	90	7
KBT4222CG	1060	29	42	24	81	6
KBT6020CG	1380	29	60	22	105	8
KBT5420CG	1242	29	54	22	96	8
KBT4820CG	1103	29	48	22	87	7
KBT4220CG	946	29	42	22	78	6

KBT-Q8

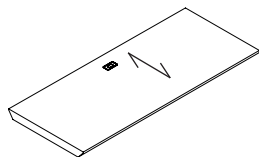
Executive Bridge Top with 8” Modesty Panel for Utility Access for Panel



PRODUCT CODE	PRICE	SIZE/INCHES			WEIGHT LBS	VOL FT ³
		H	W	D		
KBT6022Q8CG	1365	29	60	24	83	9
KBT5422Q8CG	1229	29	54	24	74	8
KBT4822Q8CG	1089	29	48	24	65	7
KBT4222Q8CG	955	29	42	24	56	6
KBT6020Q8CG	1242	29	60	22	80	8
KBT5420Q8CG	1121	29	54	22	71	8
KBT4820Q8CG	996	29	48	22	62	7
KBT4220Q8CG	852	29	42	22	53	6

KBT-T

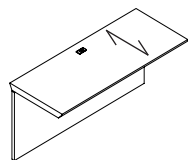
Executive Bridge Top and Back Panel for “U” Configuration.



PRODUCT CODE	PRICE	SIZE/INCHES			WEIGHT LBS	VOL FT ³
		H	W	D		
KBT5422TCG	817	29	54	24	64	8
KBT4822TCG	728	29	48	24	55	7
KBT4222TCG	639	29	42	24	46	6
KBT5420TCG	746	29	54	22	61	8
KBT4820TCG	663	29	48	22	52	7
KBT4220TCG	569	29	42	22	43	6

KHBT

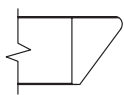
Executive Bridge Top and Hinged Back Panel.



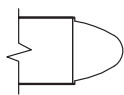
PRODUCT CODE	PRICE	SIZE/INCHES			WEIGHT LBS	VOL FT ³
		H	W	D		
KHBT6022CG	1743	29	60	22	108	9
KHBT5422CG	1593	29	54	22	99	8
KHBT4822CG	1441	29	48	22	90	7
KHBT4222CG	1289	29	42	22	81	6
KHBT6020CG	1608	29	60	20	105	8
KHBT5420CG	1471	29	54	20	96	8
KHBT4820CG	1333	29	48	20	87	7
KHBT4220CG	1173	29	42	20	78	6

TECHNICAL INFORMATION

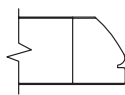
- All Credenzas are shipped assembled.
- All Storage Cabinets include one adjustable shelf per set of doors.
- "F" and "G" depict 36" and "M" and "N" depict 30".
- "F" and "N" indicate lateral file drawers and "G" and "M" indicate storage cabinets with doors.
- Credenza Shells accept Modular Storage. Use Modular Storage for top support allowing no more than 72" unsupported.
- Credenza Shells with a width of 96" and more will have a 12" middle support gable.
- Credenza Shells can only be completely filled with Modular Storage Units with ".5" at end of code.
- If a Full Credenza is required, see appropriate pages in this section.
- If Handle is specified:
 - Black and Brass Handle = Black Lock & Grommet.
 - Silver, Nickel and Tungsten Handle = Tungsten Lock & Grommet.
- If Handle is not specified Routed Pull, Black Lock & Grommet are standard.



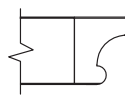
K16



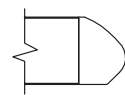
K18



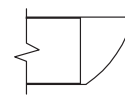
K21



K22



K29



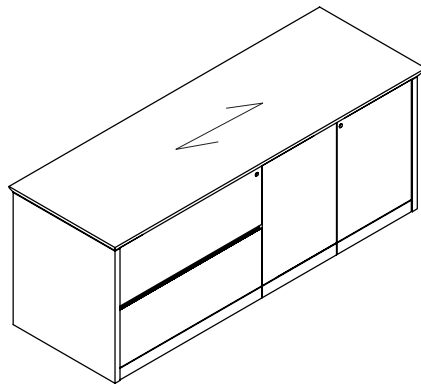
K30

GUIDELINES FOR ORDERING PRODUCT

Codes

The price list uses a numbering system with meaningful alphanumeric characters to create a simple-to-understand product number. This makes specifying the product much easier and more accurate.

Specification Example of a Credenza Unit



Product Code :

KCF7220

K - Kingston Series
CF - Full Storage Credenza
7220 - Size: Width x Depth

- Edge: Choose Edge
 Finish: Choose Finish
 Handle: Choose Handle

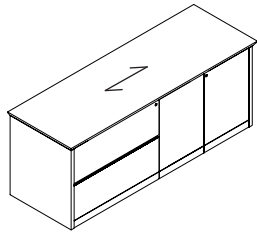
- Optional Grommet Location :
- | | |
|-----------------|------------------|
| TC - Top Center | BC - Back Center |
| TR - Top Right | BR - Back Right |
| TL - Top Left | BL - Back Left |

NOTE: ⚡ Indicates direction of grain.

credenzas

KCF

Full Storage Credenza with Lateral File on Left and Storage Cabinet on Right



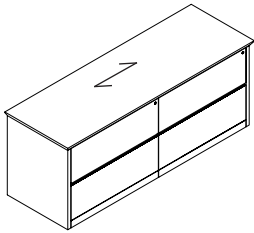
246

PRODUCT CODE	PRICE	SIZE/INCHES			WEIGHT LBS	VOL FT ³
		H	W	D		
KCF7222	4086	29	74	23	285	27
KCF6022	3402	29	62	23	233	22
KCF7220	3888	29	74	21	272	24
KCF6020	3239	29	62	21	220	20

For Aluminum Framed Glass Door option add "G" to the end of the product code (add \$528 list)

KC-xx

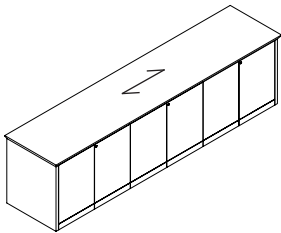
Full Storage Credenza with Two 36" or 30" Lateral Files



PRODUCT CODE	PRICE	SIZE/INCHES			WEIGHT LBS	VOL FT ³
		H	W	D		
KC7222FF	5223	29	74	23	300	27
KC6022NN	4788	29	62	23	218	22
KC7220FF	4974	29	74	21	287	24
KC6020NN	4355	29	62	21	205	20

KC-xxx

Full Storage Credenza with 3 Storage Cabinets with Doors.

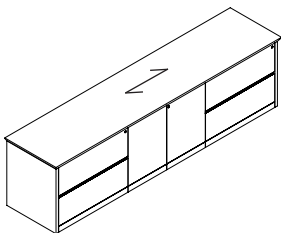


PRODUCT CODE	PRICE	SIZE/INCHES			WEIGHT LBS	VOL FT ³
		H	W	D		
KC10822GGG	7325	29	110	23	348	40
KC9022MMM	6105	29	92	23	302	33
KC10820GGG	6658	29	110	21	278	36
KC9020MMM	5514	29	92	21	228	30

For Aluminum Framed Glass Door option add "G" to the end of the product code (add \$1584 list)

KC-xxx

Full Storage Credenza with Lateral File, Storage Cabinet and Lateral File

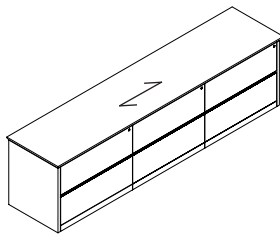


PRODUCT CODE	PRICE	SIZE/INCHES			WEIGHT LBS	VOL FT ³
		H	W	D		
KC10822FGF	8568	29	110	23	348	40
KC9022NMN	7140	29	92	23	302	33
KC10820FGF	7788	29	110	21	278	36
KC9020NMN	6490	29	92	21	228	30

For Aluminum Framed Glass Door option add "G" to the end of the product code (add \$1584 list)

KC-xxx

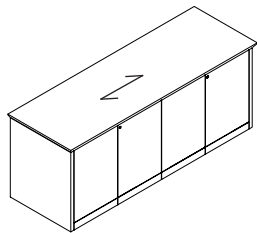
Full Storage Credenza with Three Sets of 36" or 30" Lateral Files



PRODUCT CODE	PRICE	SIZE/INCHES			WEIGHT LBS	VOL FT ³
		H	W	D		
KC10822FFF	9188	29	110	23	435	40
KC9022NNN	7657	29	92	23	372	33
KC10820FFF	8353	29	110	21	412	36
KC9020NNN	6962	29	92	21	337	30

KC-xx

Full Storage Credenza with Two Storage Cabinets with Doors

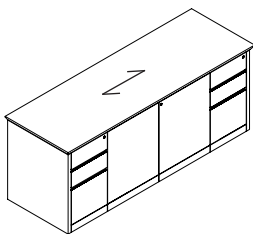


PRODUCT CODE	PRICE	SIZE/INCHES			WEIGHT LBS	VOL FT ³
		H	W	D		
KC7222GG	3876	29	74	23	277	27
KC6022MM	3555	29	62	23	232	22
KC7220GG	3692	29	74	21	253	24
KC6020MM	3229	29	62	21	209	20

For Aluminum Framed Glass Door option add "G" to the end of the product code (add \$1056 list)

KCD-D

Full Storage Credenza with Box, Box, File, Storage Cabinet and Box, Box, File

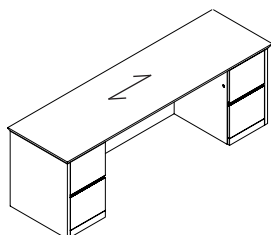


PRODUCT CODE	PRICE	SIZE/INCHES			WEIGHT LBS	VOL FT ³
		H	W	D		
KCD7222D	4788	29	74	23	319	29
KCD6022D	4390	29	62	23	266	24
KCD7220D	4560	29	74	21	298	24
KCD6020D	3991	29	62	21	246	20

For Aluminum Framed Glass Door option add "G" to the end of the product code (add \$528 list)

KCK-EE

Double Pedestal Credenza with Full Height Modesty Panel and 2 File, File Pedestals

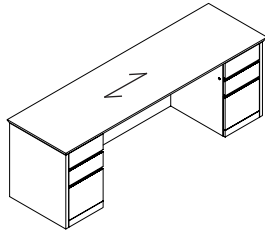


PRODUCT CODE	PRICE	SIZE/INCHES			WEIGHT LBS	VOL FT ³
		H	W	D		
KCK8422EE	5005	29	86	23	320	34
KCK7822EE	4647	29	80	23	298	31
KCK7222EE	4291	29	74	23	280	29
KCK6622EE	4225	29	68	23	257	27
KCK6022EE	3932	29	62	23	233	24
KCK8420EE	4769	29	86	21	307	28
KCK7820EE	4428	29	80	21	285	26
KCK7220EE	4087	29	74	21	267	24
KCK6620EE	3745	29	68	21	244	22
KCK6020EE	3405	29	62	21	220	20

credenzas

KCK-DD

Double Pedestal Credenza with Full Height Modesty Panel and 2 Box, Box, File Pedestals

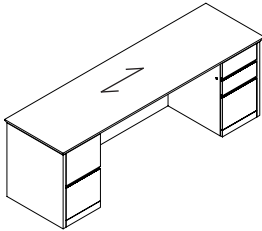


248

PRODUCT CODE	PRICE	SIZE/INCHES			WEIGHT LBS	VOL FT³
		H	W	D		
KCK8422DD	5005	29	86	23	320	34
KCK7822DD	4647	29	80	23	298	31
KCK7222DD	4291	29	74	23	280	29
KCK6622DD	4225	29	68	23	257	27
KCK6022DD	3932	29	62	23	233	24
KCK8420DD	4769	29	86	21	307	28
KCK7820DD	4428	29	80	21	285	26
KCK7220DD	4087	29	74	21	267	24
KCK6620DD	3745	29	68	21	244	22
KCK6020DD	3405	29	62	21	220	20

KCK-ED

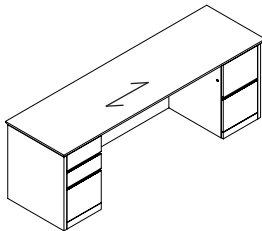
Double Pedestal Credenza with Full Height Modesty Panel, File, File Pedestal on Left and Box, Box, File Pedestal on Right



PRODUCT CODE	PRICE	SIZE/INCHES			WEIGHT LBS	VOL FT³
		H	W	D		
KCK8422ED	5005	29	86	23	320	34
KCK7822ED	4647	29	80	23	298	31
KCK7222ED	4291	29	74	23	280	29
KCK6622ED	4225	29	68	23	257	27
KCK6022ED	3932	29	62	23	233	24
KCK8420ED	4769	29	86	21	307	28
KCK7820ED	4428	29	80	21	285	26
KCK7220ED	4087	29	74	21	267	24
KCK6620ED	3745	29	68	21	244	22
KCK6020ED	3405	29	62	21	220	20

KCK-DE

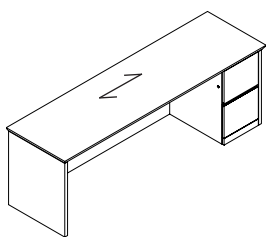
Double Pedestal Credenza with Full Height Modesty Panel, Box, Box, File Pedestal on Left and File, File Pedestal on Right



PRODUCT CODE	PRICE	SIZE/INCHES			WEIGHT LBS	VOL FT³
		H	W	D		
KCK8422DE	5005	29	86	23	320	34
KCK7822DE	4647	29	80	23	298	31
KCK7222DE	4291	29	74	23	280	29
KCK6622DE	4225	29	68	23	257	27
KCK6022DE	3932	29	62	23	233	24
KCK8420DE	4769	29	86	21	307	28
KCK7820DE	4428	29	80	21	285	26
KCK7220DE	4087	29	74	21	267	24
KCK6620DE	3745	29	68	21	244	22
KCK6020DE	3405	29	62	21	220	20

KCR-E

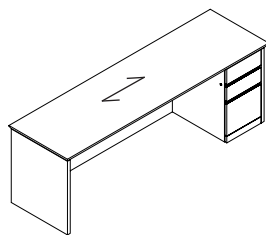
Single Pedestal Credenza with File, File Pedestal on Right



PRODUCT CODE	PRICE	SIZE/INCHES			WEIGHT LBS	VOL FT ³
		H	W	D		
KCR8422E	3783	29	86	23	286	34
KCR7822E	3514	29	80	23	265	31
KCR7222E	3242	29	74	23	250	29
KCR6622E	3122	29	68	23	229	27
KCR6022E	2838	29	62	23	208	24
KCR8420E	3604	29	86	21	273	28
KCR7820E	3349	29	80	21	252	26
KCR7220E	3089	29	74	21	237	24
KCR6620E	2972	29	68	21	216	22
KCR6020E	2704	29	62	21	195	20

KCR-D

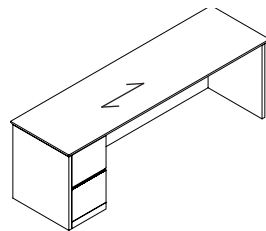
Single Pedestal Credenza with Box, Box, File Pedestal on Right



PRODUCT CODE	PRICE	SIZE/INCHES			WEIGHT LBS	VOL FT ³
		H	W	D		
KCR8422D	3783	29	86	23	286	34
KCR7822D	3514	29	80	23	265	31
KCR7222D	3242	29	74	23	250	29
KCR6622D	3122	29	68	23	229	27
KCR6022D	2838	29	62	23	208	24
KCR8420D	3604	29	86	21	273	28
KCR7820D	3349	29	80	21	252	26
KCR7220D	3089	29	74	21	237	24
KCR6620D	2972	29	68	21	216	22
KCR6020D	2704	29	62	21	195	20

KCL-E

Single Pedestal Credenza with File, File Pedestal on Left



PRODUCT CODE	PRICE	SIZE/INCHES			WEIGHT LBS	VOL FT ³
		H	W	D		
KCL8422E	3783	29	86	23	286	34
KCL7822E	3514	29	80	23	265	31
KCL7222E	3242	29	74	23	250	29
KCL6622E	3122	29	68	23	229	27
KCL6022E	2838	29	62	23	208	24
KCL8420E	3604	29	86	21	273	28
KCL7820E	3349	29	80	21	252	26
KCL7220E	3089	29	74	21	237	24
KCL6620E	2972	29	68	21	216	22
KCL6020E	2704	29	62	21	195	20

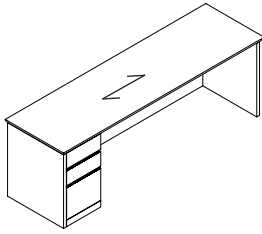
korato price guide

credenzas

KCL-D

Single Pedestal Credenza with Box, Box, File Pedestal on Left

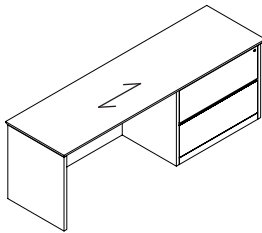
250



PRODUCT CODE	PRICE	SIZE/INCHES			WEIGHT LBS	VOL FT³
		H	W	D		
KCL8422D	3783	29	86	23	286	34
KCL7822D	3514	29	80	23	265	31
KCL7222D	3242	29	74	23	250	29
KCL6622D	3122	29	68	23	229	27
KCL6022D	2838	29	62	23	208	24
KCL8420D	3604	29	86	21	273	28
KCL7820D	3349	29	80	21	252	26
KCL7220D	3089	29	74	21	237	24
KCL6620D	2972	29	68	21	216	22
KCL6020D	2704	29	62	21	195	20

KCR-F

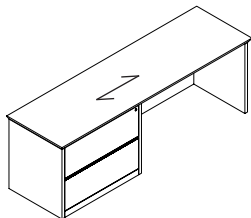
Single Pedestal Credenza with 36" Lateral File on Right



PRODUCT CODE	PRICE	SIZE/INCHES			WEIGHT LBS	VOL FT³
		H	W	D		
KCR8422F	4397	29	86	23	266	31
KCR7822F	4083	29	80	23	245	29
KCR7222F	3771	29	74	23	230	27
KCR6622F	3630	29	68	23	209	24
KCR6022F	3294	29	62	23	188	22
KCR8420F	4186	29	86	21	253	28
KCR7820F	3886	29	80	21	233	26
KCR7220F	3589	29	74	21	218	24
KCR6620F	3456	29	68	21	197	22
KCR6020F	3137	29	62	21	176	20

KCL-F

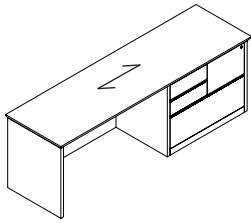
Single Pedestal Credenza with 36" Lateral File on Left



PRODUCT CODE	PRICE	SIZE/INCHES			WEIGHT LBS	VOL FT³
		H	W	D		
KCL8422F	4397	29	86	23	266	31
KCL7822F	4083	29	80	23	245	29
KCL7222F	3771	29	74	23	230	27
KCL6622F	3630	29	68	23	209	24
KCL6022F	3294	29	62	23	188	22
KCL8420F	4186	29	86	21	253	28
KCL7820F	3886	29	80	21	233	26
KCL7220F	3589	29	74	21	218	24
KCL6620F	3456	29	68	21	197	22
KCL6020F	3137	29	62	21	176	20

KCR-Z

Single Pedestal Credenza with Combination Storage, Two Boxes, One File and One Lateral File on Right

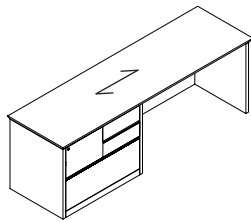


PRODUCT CODE	PRICE	SIZE/INCHES			WEIGHT LBS	VOL FT ³
		H	W	D		
KCR8422Z	4801	29	86	23	309	31
KCR7822Z	4460	29	80	23	287	29
KCR7222Z	4117	29	74	23	270	27
KCR6622Z	3960	29	68	23	248	24
KCR6022Z	3603	29	62	23	225	22
KCR8420Z	4574	29	86	21	296	28
KCR7820Z	4248	29	80	21	274	26
KCR7220Z	3736	29	74	21	257	24
KCR6620Z	3773	29	68	21	235	22
KCR6020Z	3430	29	62	21	212	20

251

KCL-Z

Single Pedestal Credenza with Combination Storage, Two Boxes, One File and One Lateral File on Left



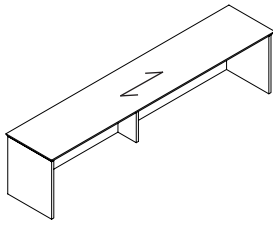
PRODUCT CODE	PRICE	SIZE/INCHES			WEIGHT LBS	VOL FT ³
		H	W	D		
KCL8422Z	4801	29	86	23	309	31
KCL7822Z	4460	29	80	23	287	29
KCL7222Z	4117	29	74	23	270	27
KCL6622Z	3960	29	68	23	248	24
KCL6022Z	3603	29	62	23	225	22
KCL8420Z	4574	29	86	21	296	28
KCL7820Z	4248	29	80	21	274	26
KCL7220Z	3736	29	74	21	257	24
KCL6620Z	3773	29	68	21	235	22
KCL6020Z	3430	29	62	21	212	20

credenzas

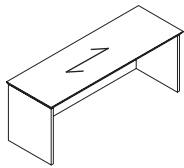
KC

Credenza Shell, Full Modesty Panel

252



FOR SIZES 96" AND LARGER



FOR SIZES LESS THAN 96"

PRODUCT CODE	PRICE	SIZE/INCHES			WEIGHT LBS	VOL FT ³
		H	W	D		
KC10222	2870	29	104	23	305	38
KC9622	2701	29	98	23	287	35
KC9022	2411	29	92	23	269	33
KC8422	2365	29	86	23	251	31
KC7822	2194	29	80	23	233	29
KC7222	2027	29	74	23	215	27
KC6622	1950	29	68	23	197	24
KC6022	1774	29	62	23	179	22
KC5422	1681	29	56	23	161	20
KC4822	1588	29	50	23	143	18
KC4222	1343	29	44	23	125	16
KC10220	2735	29	104	21	291	34
KC9620	2574	29	98	21	273	32
KC9020	2415	29	92	21	255	30
KC8420	2254	29	86	21	237	28
KC7820	2091	29	80	21	219	26
KC7220	1928	29	74	21	206	24
KC6620	1857	29	68	21	188	22
KC6020	1689	29	62	21	169	20
KC5420	1599	29	56	21	147	18
KC4820	1511	29	50	21	101	16
KC4220	1279	29	44	21	86	14

corners & components

TECHNICAL INFORMATION

Corners

- All units are shipped assembled.
- Unit includes grommets shown and installed horizontal wire management.
- Corner Units and Extended Corner Units must be used exclusively with Linking

*Bridges and Linking Returns/
Linking Bridge*

- Handed by recessed end panel.

Extended Corner Table

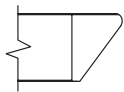
- No molding on back sides.

Linking Return

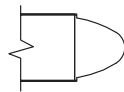
- Unit includes grommets shown and installed horizontal wire management.
- Handed by full end panel.

Table

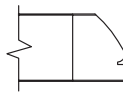
- Unit includes grommets shown and installed horizontal wire management.



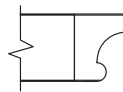
K16



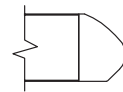
K18



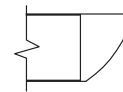
K21



K22



K29



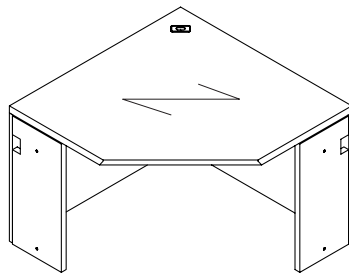
K30

GUIDELINES FOR ORDERING PRODUCT

Codes

The price list uses a numbering system with meaningful alphanumeric characters to create a simple-to-understand product number. This makes specifying the product much easier and more accurate.

*Specification Example of a
Corner Unit*



Product Code :

KE484824

K - Kingston Series
E - Corner Table with Straight Front
4848 - Size: Width x Depth
24 - Linking Bridge Depth Size

Edge: Choose Edge

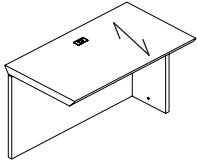
Finish: Choose Finish

NOTE: Indicates direction of grain.

corners & components

KBT-NLR

Right Linking Bridge to join Corner Worksurface to Desk or Credenza

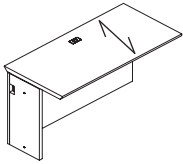


254

PRODUCT CODE	PRICE	SIZE/INCHES			WEIGHT LBS	VOL FT³
		H	W	D		
KBT6022NLR CG	1671	29	60	24	145	24
KBT5422NLR CG	1506	29	54	24	131	22
KBT4822NLR CG	1338	29	48	24	116	19
KBT4222NLR CG	1083	29	42	24	102	17
KBT3622NLR CG	984	29	36	24	87	15
KBT3022NLR CG	960	29	30	24	73	12
KBT6020NLR CG	1591	29	60	22	131	22
KBT5420NLR CG	1434	29	54	22	118	20
KBT4820NLR CG	1272	29	48	22	110	18
KBT4220NLR CG	1030	29	42	22	95	16
KBT3620NLR CG	936	29	36	22	80	13
KBT3020NLR CG	915	29	30	22	65	11

KBT-NLL

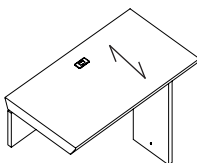
Left Linking Bridge to join Corner Worksurface to Desk or Credenza



PRODUCT CODE	PRICE	SIZE/INCHES			WEIGHT LBS	VOL FT³
		H	W	D		
KBT6022NLL CG	1671	29	60	24	145	24
KBT5422NLL CG	1506	29	54	24	131	22
KBT4822NLL CG	1338	29	48	24	116	19
KBT4222NLL CG	1083	29	42	24	102	17
KBT3622NLL CG	984	29	36	24	87	15
KBT3022NLL CG	960	29	30	24	73	12
KBT6020NLL CG	1591	29	60	22	131	22
KBT5420NLL CG	1434	29	54	22	118	20
KBT4820NLL CG	1272	29	48	22	110	18
KBT4220NLL CG	1030	29	42	22	95	16
KBT3620NLL CG	936	29	36	22	80	13
KBT3020NLL CG	915	29	30	22	65	11

KBT-NLR-Q8

Right Linking Bridge to join Corner Worksurface to Desk or Credenza



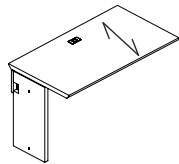
PRODUCT CODE	PRICE	SIZE/INCHES			WEIGHT LBS	VOL FT³
		H	W	D		
KBT6022NLRQ8CG	1506	29	60	24	145	24
KBT5422NLRQ8CG	1355	29	54	24	131	22
KBT4822NLRQ8CG	1205	29	48	24	116	19
KBT4222NLRQ8CG	973	29	42	24	102	17
KBT3622NLRQ8CG	885	29	36	24	87	15
KBT3022NLRQ8CG	865	29	30	24	73	12
KBT6020NLRQ8CG	1434	29	60	22	131	22
KBT5420NLRQ8CG	1292	29	54	22	118	20
KBT4820NLRQ8CG	1146	29	48	22	110	18
KBT4220NLRQ8CG	927	29	42	22	95	16
KBT3620NLRQ8CG	843	29	36	22	80	13
KBT3020NLRQ8CG	824	29	30	22	65	11

korato price guide

corners & components

KBT-NLL-Q8

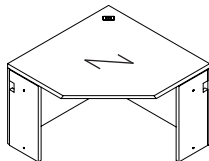
Left Linking Bridge to join Corner Worksurface to Desk or Credenza



PRODUCT CODE	PRICE	SIZE/INCHES			WEIGHT LBS	VOL FT ³
		H	W	D		
KBT6022NLLQ8CG	1506	29	60	24	145	24
KBT5422NLLQ8CG	1355	29	54	24	131	22
KBT4822NLLQ8CG	1205	29	48	24	116	19
KBT4222NLLQ8CG	973	29	42	24	102	17
KBT3622NLLQ8CG	885	29	36	24	87	15
KBT3022NLLQ8CG	865	29	30	24	73	12
KBT6020NLLQ8CG	1434	29	60	22	131	22
KBT5420NLLQ8CG	1292	29	54	22	118	20
KBT4820NLLQ8CG	1146	29	48	22	110	18
KBT4220NLLQ8CG	927	29	42	22	95	16
KBT3620NLLQ8CG	843	29	36	22	80	13
KBT3020NLLQ8CG	824	29	30	22	65	11

KE

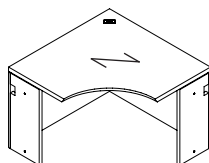
Corner Table to be used with Linking Returns & Linking Bridges



PRODUCT CODE	PRICE	SIZE/INCHES			WEIGHT LBS	VOL FT ³
		H	W	D		
KE484822	2404	29	48	48	201	39
KE424222	1844	29	42	42	155	30
KE363622	1752	29	36	36	135	22
KE484820	2404	29	48	48	196	39
KE424220	1844	29	42	42	150	30
KE363620	1752	29	36	36	130	22

EK

Corner Table to be used with Linking Returns & Linking Bridges



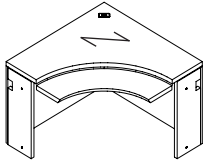
PRODUCT CODE	PRICE	SIZE/INCHES			WEIGHT LBS	VOL FT ³
		H	W	D		
KEK484822	2770	29	48	48	201	39
KEK424222	2120	29	42	42	155	30
KEK363622	2013	29	36	36	135	22
KEK484820	2770	29	48	48	196	39
KEK424220	2120	29	42	42	150	30
KEK363620	2013	29	36	36	130	22

korato price guide

corners & components

EKS

Corner Table to be used with Linking Returns & Linking Bridges

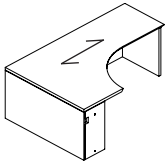


256

PRODUCT CODE	PRICE	SIZE/INCHES			WEIGHT LBS	VOL FT³
		H	W	D		
KEKS484822	4599	29	48	48	201	39
KEKS424222	3853	29	42	42	155	30
KEKS363622	3729	29	36	36	135	22
KEKS484820	4599	29	48	48	196	39
KEKS424220	3853	29	42	42	150	30
KEKS363620	3729	29	36	36	130	22

EKR

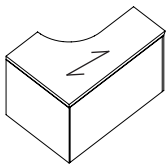
Right Extended Corner Table with 24" Return Connection



PRODUCT CODE	PRICE	SIZE/INCHES			WEIGHT LBS	VOL FT³
		H	W	D		
KEKR489622	4307	29	97	48	387	77
KEKR489022	4067	29	91	48	363	73
KEKR488422	4018	29	85	48	338	68
KEKR487822	3997	29	79	48	314	63
KEKR487222	3798	29	73	48	290	58
KEKR486622	3540	29	67	48	266	52
KEKR486022	3127	29	61	48	242	48

EKL

Left Extended Corner Table with 24" Return Connection



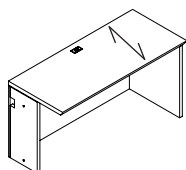
PRODUCT CODE	PRICE	SIZE/INCHES			WEIGHT LBS	VOL FT³
		H	W	D		
KEKL964822	4307	29	97	48	387	77
KEKL904822	4067	29	91	48	363	73
KEKL844822	4018	29	85	48	338	68
KEKL784822	3997	29	79	48	314	63
KEKL724822	3798	29	73	48	290	58
KEKL664822	3540	29	67	48	266	52
KEKL604822	3127	29	61	48	242	48

korato price guide

corners & components

KVR

Right Linking Return to be used with Corner Unit

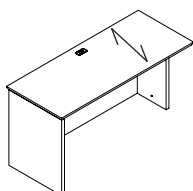


PRODUCT CODE	PRICE	SIZE/INCHES			WEIGHT LBS	VOL FT ³
		H	W	D		
KVR9022CG	2598	29	91	23	187	36
KVR8422CG	2355	29	85	23	174	34
KVR7822CG	2253	29	79	23	162	31
KVR7222CG	2080	29	71	23	149	29
KVR6622CG	1949	29	67	23	141	27
KVR6022CG	1823	29	61	23	132	24
KVR5422CG	1721	29	55	23	121	22
KVR4822CG	1615	29	49	23	115	19
KVR4222CG	1363	29	43	23	99	17
KVR3622CG	1313	29	37	23	83	15
KVR3022CG	1292	29	31	23	77	12
KVR2422CG	1082	29	25	23	61	10
KVR9620CG	2640	29	97	21	187	39
KVR9020CG	2474	29	91	21	175	36
KVR8420CG	2309	29	85	21	163	34
KVR7820CG	2143	29	79	21	152	31
KVR7220CG	1982	29	73	21	140	29
KVR6620CG	1857	29	67	21	133	27
KVR6020CG	1736	29	61	21	125	24
KVR5420CG	1638	29	55	21	113	22
KVR4820CG	1537	29	49	21	110	19
KVR4220CG	1298	29	43	21	95	17
KVR3620CG	1249	29	37	21	80	15
KVR3020CG	1229	29	31	21	75	12
KVR2420CG	1030	29	25	21	60	10

257

KVL

Left Linking Return to be used with Corner Unit

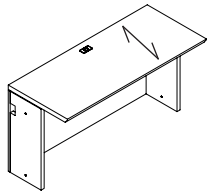


PRODUCT CODE	PRICE	SIZE/INCHES			WEIGHT LBS	VOL FT ³
		H	W	D		
KVL9622CG	2771	29	97	23	200	39
KVL9022CG	2598	29	91	23	187	36
KVL8422CG	2426	29	85	23	174	34
KVL7822CG	2253	29	79	23	162	31
KVL7222CG	2080	29	71	23	149	29
KVL6622CG	1949	29	67	23	141	27
KVL6022CG	1823	29	61	23	132	24
KVL5422CG	1721	29	55	23	121	22
KVL4822CG	1615	29	49	23	115	19
KVL4222CG	1363	29	43	23	99	17
KVL3622CG	1313	29	37	23	83	15
KVL3022CG	1292	29	31	23	77	12
KVL2422CG	1082	29	25	23	61	10
KVL9620CG	2640	29	97	21	187	39
KVL9020CG	2474	29	91	21	175	36
KVL8420CG	2309	29	85	21	163	34
KVL7820CG	2143	29	79	21	152	31
KVL7220CG	1982	29	73	21	140	29
KVL6620CG	1857	29	67	21	133	27
KVL6020CG	1736	29	61	21	125	24
KVL5420CG	1638	29	55	21	113	22
KVL4820CG	1537	29	49	21	110	19
KVL4220CG	1298	29	43	21	95	17
KVL3620CG	1249	29	37	21	80	15
KVL3020CG	1229	29	31	21	75	12
KVL2420CG	1030	29	25	21	60	10

corners & components

KV

Center Surface with Recessed End Panels

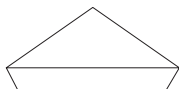


258

PRODUCT CODE	PRICE	SIZE/INCHES			WEIGHT LBS	VOL FT ³
		H	W	D		
KV9622CG	2708	29	96	24	197	39
KV9022CG	2539	29	90	24	185	36
KV8422CG	2368	29	84	24	173	34
KV7822CG	2199	29	78	24	160	31
KV7222CG	2029	29	72	24	145	29
KV6622CG	1902	29	66	24	136	27
KV6022CG	1776	29	60	24	123	24
KV5422CG	1671	29	54	24	119	22
KV4822CG	1568	29	48	24	107	19
KV4222CG	1444	29	42	24	91	17
KV3622CG	1313	29	36	24	76	15
KV3022CG	1240	29	30	24	70	12
KV2422CG	1041	29	24	24	53	10
KV9620CG	2579	29	96	22	181	35
KV9020CG	2418	29	90	22	169	33
KV8420CG	2257	29	84	22	157	31
KV7820CG	2094	29	78	22	145	29
KV7220CG	1933	29	72	22	133	27
KV6620CG	1812	29	66	22	126	24
KV6020CG	1691	29	60	22	118	22
KV5420CG	1591	29	54	22	111	20
KV4820CG	1490	29	48	22	103	18
KV4220CG	1249	29	42	22	88	16
KV3620CG	1205	29	36	22	73	13
KV3020CG	1180	29	30	22	68	11
KV2420CG	991	29	24	22	52	9

KV-1212-CT

Corner Filler Top



PRODUCT CODE	PRICE	SIZE/INCHES			WEIGHT LBS	VOL FT ³
		H	W	D		
KV1212CT		12	12	12	5	1

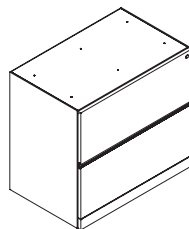
TECHNICAL INFORMATION

- Lateral Files* • All modular storage are shipped assembled.
- Modular Combination Unit* • Locks on file drawer and lateral file drawer only.

GUIDELINES FOR ORDERING PRODUCT

Codes The price list uses a numbering system with meaningful alphanumeric characters to create a simple-to-understand product number. This makes specifying the product much easier and more accurate.

Specification Example of a Lateral File Unit



Product Code :

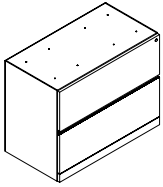
KWF
K - Kingston Series
W - Lateral File
F - 35.1" wide Unit

Finish: Choose Finish
Handle: Choose Handle

modular storage

KWF / KWN

Modular Lateral File



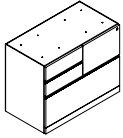
PRODUCT CODE	PRICE	SIZE/INCHES			WEIGHT LBS	VOL FT³
		H	W	D		
KWF	1958	28	35.1	19	115	11
KWN	1711	28	30	19	96	9
KWF.5	1958	28	34.5	19	115	11
KWN.5	1711	28	29	19	96	9

Units with ".5" at end of code are intended to be used if a Full Storage Credenza is to be created. For Single Pedestal installations either style can be used.

260

KWZR

Modular Combination Storage with 2 Boxes, 1 File and 1 Lateral File, Box Drawers do not lock



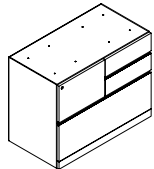
PRODUCT CODE	PRICE	SIZE/INCHES			WEIGHT LBS	VOL FT³
		H	W	D		
KWZR	2273	28	35.1	19	115	11
KWZR.5	2273	28	34.5	19	115	11

Modular Combination Storage with 1 Lat. File, 2 Boxes Top Left & 1 File Top Right.

Units with ".5" at end of code are intended to be used if a Full Storage Credenza is to be created. For Single Pedestal installations either style can be used.

KWZL

Modular Combination Storage with 1 File, 2 Boxes and 1 Lateral File, Box Drawers do not lock



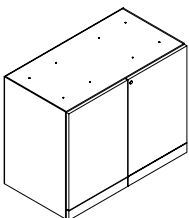
PRODUCT CODE	PRICE	SIZE/INCHES			WEIGHT LBS	VOL FT³
		H	W	D		
KWZL	2273	28	35.1	19	115	11
KWZL.5	2273	28	34.5	19	115	11

Modular Combination Storage with 1 Lat. File, 1 File Top Left & 2 Boxes Top Right.

Units with ".5" at end of code are intended to be used if a Full Storage Credenza is to be created. For Single Pedestal installations either style can be used.

KWG / KWM

Modular Cabinet with Doors and 1 Adjustable Shelf



PRODUCT CODE	PRICE	SIZE/INCHES			WEIGHT LBS	VOL FT³
		H	W	D		
KWG	1365	28	35.1	19	115	11
KWM	1711	29	30	19	96	9
KWG.5	1365	28	34.5	19	115	11
KWM.5	1711	28	29	19	96	9

Storage with 1 Adj. Shelf.

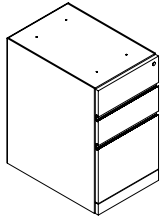
Units with ".5" at end of code are intended to be used if a Full Storage Credenza is to be created. For Single Pedestal installations either style can be used.

korato price guide

modular storage

KW-D

Modular 2 Box, 1 File Drawer Pedestal

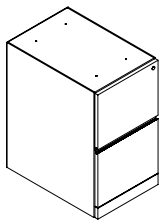


PRODUCT CODE	PRICE	SIZE/INCHES			WEIGHT LBS	VOL FT ³
		H	W	D		
Letter Width						
KWWD	1511	28	15.6	23	72	6
KWD	1315	28	15.6	19	70	5
Legal Width						
KWWLD	1814	28	18.5	23	85	7
KWLD	1578	28	18.5	19	83	6

261

KW-E

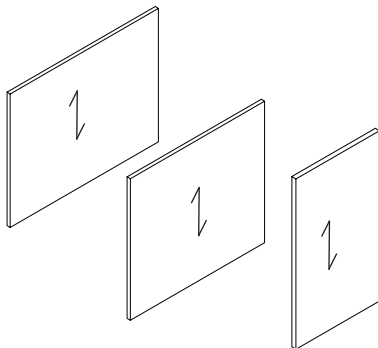
Modular 2 File Drawer Pedestal



PRODUCT CODE	PRICE	SIZE/INCHES			WEIGHT LBS	VOL FT ³
		H	W	D		
Letter Width						
KWWE	1511	28	15.6	23	72	6
KWE	1315	28	15.6	19	70	5
Legal Width						
KWWLE	1814	28	18.5	23	85	7
KWLE	1578	28	18.5	19	83	6

KBA

Finished Back For 15" or 30" or 36" Modular Pedestal



PRODUCT CODE	PRICE	SIZE/INCHES			WEIGHT LBS	VOL FT ³
		H	W	D		
KBA15	117	27.5	15.5	0.8	8	2
KBA18	136	27.5	18.5	0.8	10	2
KBA30	236	27.5	30	0.8	15	3
KBA36	285	27.5	35	0.8	18	3

hutches & wall-mounted storage

TECHNICAL INFORMATION

Hutches

- All Hutches are shipped assembled.
- Handles can be specified for hutches with wood doors
- Handles cannot be specified on Aluminum Framed Glass Doors.
- Clear screened glass door is standard. White back painted clear glass is available, please contact customer service.

Open Shelf Hutch

- Includes 1 Adjustable Shelf.
- No Tackboard is available for use with this Hutch.

Closed Pigeon Hole Storage Hutch

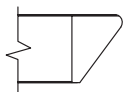
- 42" unit has 21.5" of clearance.

Closed Storage Hutch

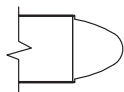
- 36" unit has 19.5" of clearance.
- 42" and 54" units have 25.5" of clearance.
- For Lock option see Page I.12

Task Light

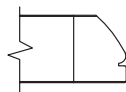
- If Handle is specified:
- Black and Brass Handle = Black Lock & Grommet.
- Silver, Nickel and Tungsten Handle = Tungsten Lock & Grommet.



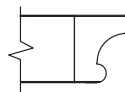
K16



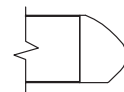
K18



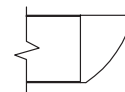
K21



K22



K29



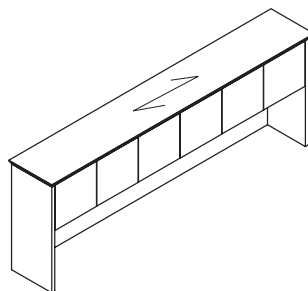
K30

GUIDELINES FOR ORDERING PRODUCT

Codes

The price list uses a numbering system with meaningful alphanumeric characters to create a simple-to-understand product number. This makes specifying the product much easier and more accurate.

Specification Example of a Hutch Unit



Product Code :

K102SH42

K - Kingston Series
102 - Size: Width
SH - Hutch with Wood Doors
42 - Size: Height

Finish: Choose Finish

Handle: Choose Handle

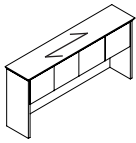
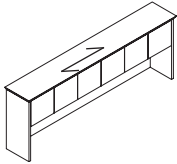
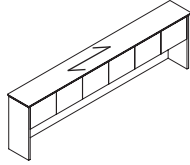
NOTE: ←→ Indicates direction of grain.

hutches & wall-mounted storage

K-SH36

36" High Storage Hutch with Wood Doors

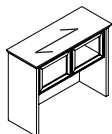
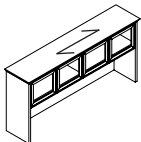
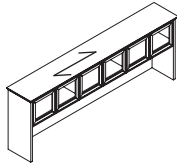
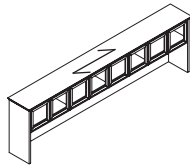
264



PRODUCT CODE	PRICE	SIZE/INCHES			WEIGHT LBS	VOL FT ³
		H	W	D		
K108SH36	4463	36	110	16	268	34
K102SH36	4215	36	104	16	254	32
K96SH36	3902	36	98	16	241	30
K90SH36	3717	36	92	16	227	28
K84SH36	3470	36	86	16	214	26
K78SH36	3223	36	80	16	200	24
K72SH36	2973	36	74	16	187	23
K66SH36	2861	36	68	16	173	21
K60SH36	2727	36	62	16	160	19
K36SH36	1859	36	38	16	94	11
K30SH36	1626	36	32	16	78	9

K-SH36G

36" High Storage Hutch with Aluminum Framed Glass Doors

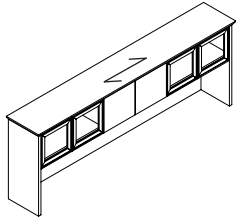


PRODUCT CODE	PRICE	SIZE/INCHES			WEIGHT LBS	VOL FT ³
		H	W	D		
K108SH36G	6491	36	110	16	268	34
K102SH36G	5827	36	104	16	254	32
K96SH36G	5555	36	98	16	241	30
K90SH36G	5282	36	92	16	227	28
K84SH36G	5014	36	86	16	214	26
K78SH36G	4746	36	80	16	200	24
K72SH36G	4065	36	74	16	187	23
K66SH36G	3954	36	68	16	173	21
K60SH36G	3752	36	62	16	160	19
K36SH36G	2399	36	38	16	94	11
K30SH36G	2138	36	32	16	78	9

hutches & wall-mounted storage

K-SH36GDG

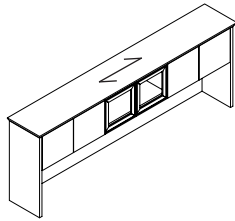
36" High Storage Hutch with Wood Doors at Center and Aluminum Framed Glass Doors at Ends



PRODUCT CODE	PRICE	SIZE/INCHES			WEIGHT LBS	VOL FT ³
		H	W	D		
K102SH36GDG	5239	36	104	16	254	32
K96SH36GDG	4991	36	98	16	241	30
K90SH36GDG	4743	36	92	16	227	28
K84SH36GDG	4282	36	86	16	214	26

K-SH36DGD

36" High Storage Hutch with Aluminum Framed Glass Doors at Center and Wood Doors at Ends



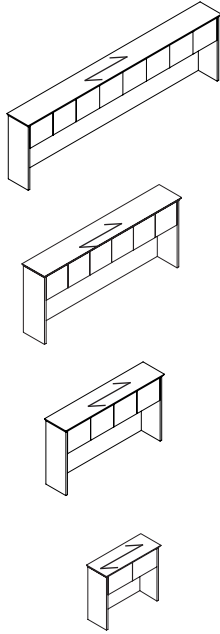
PRODUCT CODE	PRICE	SIZE/INCHES			WEIGHT LBS	VOL FT ³
		H	W	D		
K102SH36DGD	4726	36	104	16	254	32
K96SH36DGD	4349	36	98	16	241	30
K90SH36DGD	4228	36	92	16	227	28
K84SH36DGD	3982	36	86	16	214	26

hutches & wall-mounted storage

K-SH42

42" High Storage Hutch with Wood Doors

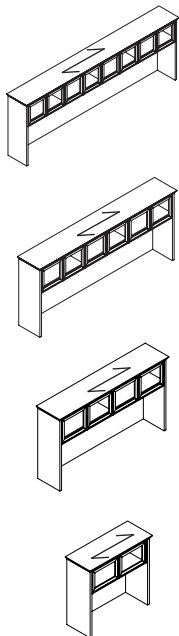
266



PRODUCT CODE	PRICE	SIZE/INCHES			WEIGHT LBS	VOL FT ³
		H	W	D		
K108SH42	5205	43	110	16	307	39
K102SH42	4914	43	104	16	290	37
K96SH42	4627	43	98	16	273	35
K90SH42	4338	43	92	16	256	33
K84SH42	4047	43	86	16	239	31
K78SH42	3760	43	80	16	222	38
K72SH42	3470	43	74	16	205	26
K66SH42	3339	43	68	16	188	24
K60SH42	3181	43	62	16	171	22
K36SH42	2170	43	38	16	102	13
K30SH42	1899	43	32	16	85	11

K-SH42G

42" High Storage Hutch with Aluminum Framed Glass Doors

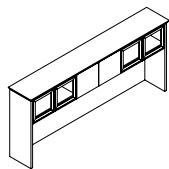


PRODUCT CODE	PRICE	SIZE/INCHES			WEIGHT LBS	VOL FT ³
		H	W	D		
K108SH42G	7234	43	110	16	307	39
K102SH42G	6527	43	104	16	290	37
K96SH42G	6215	43	98	16	273	35
K90SH42G	5904	43	92	16	256	33
K84SH42G	5593	43	86	16	239	31
K78SH42G	5281	43	80	16	222	38
K72SH42G	4561	43	74	16	205	26
K66SH42G	4399	43	68	16	188	24
K60SH42G	4244	43	62	16	171	22
K36SH42G	2711	43	38	16	102	13
K30SH42G	2410	43	32	16	85	11

hutches & wall-mounted storage

K-SH42GDG

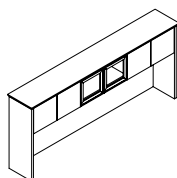
42" High Storage Hutch with Wood Doors at Center and Aluminum Framed Glass Doors at End



PRODUCT CODE	PRICE	SIZE/INCHES			WEIGHT LBS	VOL FT ³
		H	W	D		
K102SH42GDG	6809	43	104	16	290	37
K96SH42GDG	6408	43	98	16	273	35
K90SH42GDG	6007	43	92	16	256	33
K84SH42GDG	5607	43	86	16	239	31

K-SH42DGD

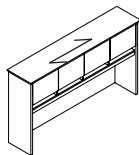
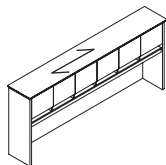
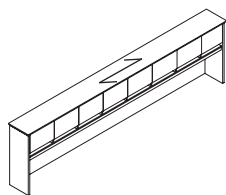
42" High Storage Hutch with Aluminum Framed Glass Doors at Center and Wood Doors at End



PRODUCT CODE	PRICE	SIZE/INCHES			WEIGHT LBS	VOL FT ³
		H	W	D		
K102SH42DGD	5699	43	104	16	290	37
K96SH42DGD	5137	43	98	16	273	35
K90SH42DGD	4847	43	92	16	256	33
K84SH42DGD	4561	43	86	16	239	31

K-SHP42

Closed 42" High Storage Hutch with Pigeon-Hole Slots



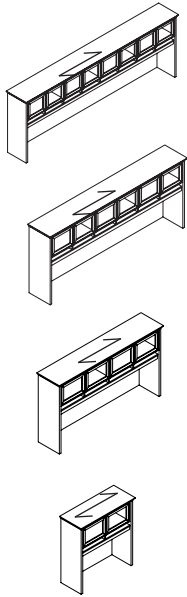
PRODUCT CODE	PRICE	SIZE/INCHES			WEIGHT LBS	VOL FT ³
		H	W	D		
K108SHP42	6245	43	110	16	307	39
K102SHP42	5899	43	104	16	290	37
K96SHP42	5552	43	98	16	273	35
K90SHP42	5205	43	92	16	256	33
K84SHP42	4857	43	86	16	239	31
K78SHP42	4509	43	80	16	222	38
K72SHP42	4164	43	74	16	205	26
K66SHP42	4009	43	68	16	188	24
K60SHP42	3817	43	62	16	171	22
K36SHP42	2605	43	38	16	102	13
K30SHP42	2278	43	32	16	85	11

hutches & wall-mounted storage

K-SHP42G

Closed 42" High Storage Hutch with Pigeon-Hole Slots and Glass Doors

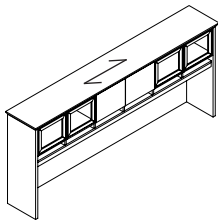
268



PRODUCT CODE	PRICE	SIZE/INCHES			WEIGHT LBS	VOL FT ³
		H	W	D		
K108SHP42G	8228	43	110	16	307	39
K102SHP42G	7470	43	104	16	290	37
K96SHP42G	7118	43	98	16	273	35
K90SHP42G	7096	43	92	16	256	33
K84SHP42G	6355	43	86	16	239	31
K78SHP42G	5992	43	80	16	222	38
K72SHP42G	5224	43	74	16	205	26
K66SHP42G	5059	43	68	16	188	24
K60SHP42G	4815	43	62	16	171	22
K36SHP42G	3127	43	38	16	102	13
K30SHP42G	2790	43	32	16	85	11

K-SHP42GDG

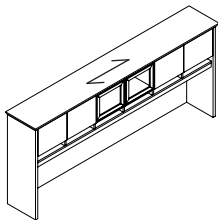
42" High Storage Hutch with Pigeon-Hole Slots with Wood Doors at Center and Aluminum Framed Glass Doors at Ends



PRODUCT CODE	PRICE	SIZE/INCHES			WEIGHT LBS	VOL FT ³
		H	W	D		
K102SHP42GDG	6896	43	104	16	290	37
K96SHP42GDG	6548	43	98	16	273	35
K90SHP42GDG	6203	43	92	16	256	33
K84SHP42GDG	5576	43	86	16	239	31

K-SHP42DGD

42" High Storage Hutch with Pigeon-Hole Slots with Aluminum Framed Glass Doors at Center and Wood Doors at Ends

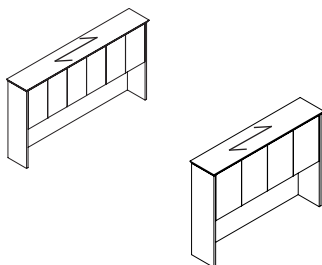


PRODUCT CODE	PRICE	SIZE/INCHES			WEIGHT LBS	VOL FT ³
		H	W	D		
K102SHP42DGD	6410	43	104	16	290	37
K96SHP42DGD	5762	43	98	16	273	35
K90SHP42DGD	5493	43	92	16	256	33
K84SHP42DGD	5355	43	86	16	239	31

hutches & wall-mounted storage

K-2SH54

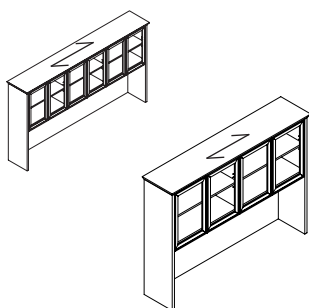
54" High Storage Hutch with Wood Doors



PRODUCT CODE	PRICE	SIZE/INCHES			WEIGHT LBS	VOL FT ³
		H	W	D		
K962SH54	5949	55	98	16	351	45
K902SH54	5576	55	92	16	329	42
K842SH54	5205	55	86	16	307	39
K782SH54	4833	55	80	16	285	37
K722SH54	4461	55	74	16	263	34
K662SH54	4293	55	68	16	241	31
K602SH54	4090	55	62	16	219	28

K-2SH54G

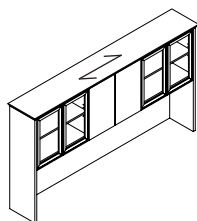
54" High Storage Hutch with Aluminum Framed Glass Doors



PRODUCT CODE	PRICE	SIZE/INCHES			WEIGHT LBS	VOL FT ³
		H	W	D		
K962SH54G	7938	55	98	16	351	45
K902SH54G	7393	55	92	16	329	42
K842SH54G	6845	55	86	16	307	39
K782SH54G	6297	55	80	16	285	37
K722SH54G	5753	55	74	16	263	34
K662SH54G	5547	55	68	16	241	31
K602SH54G	5300	55	62	16	219	28

K-2SH54GDG

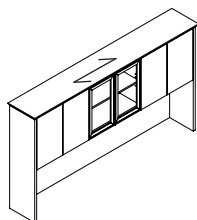
54" High Storage Hutch with Wood Doors at Center and Aluminum Framed Glass Doors at Ends



PRODUCT CODE	PRICE	SIZE/INCHES			WEIGHT LBS	VOL FT ³
		H	W	D		
K962SH54GDG	7160	55	98	16	351	45
K902SH54GDG	6787	55	92	16	329	42
K842SH54GDG	6416	55	86	16	307	39

K-2SH54DGD

54" High Storage Hutch with Aluminum Framed Glass Doors at Center and Wood Doors at Ends

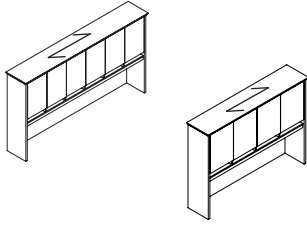


PRODUCT CODE	PRICE	SIZE/INCHES			WEIGHT LBS	VOL FT ³
		H	W	D		
K962SH54DGD	6553	55	98	16	351	45
K902SH54DGD	6182	55	92	16	329	42
K842SH54DGD	5810	55	86	16	307	39

hutches & wall-mounted storage

K-2SHP54

54" High Storage Hutch with Pigeon-Hole Slots

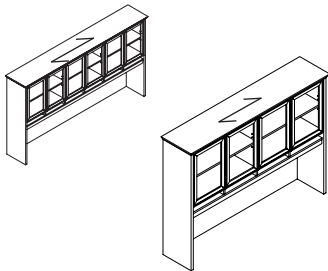


PRODUCT CODE	PRICE	SIZE/INCHES			WEIGHT LBS	VOL FT ³
		H	W	D		
K962SHP54	7140	55	98	16	351	45
K902SHP54	6690	55	92	16	329	42
K842SHP54	6244	55	86	16	307	39
K782SHP54	6244	55	80	16	285	37
K722SHP54	5352	55	74	16	263	34
K662SHP54	5153	55	68	16	241	31
K602SHP54	4909	55	62	16	219	28

270

K-2SHP54G

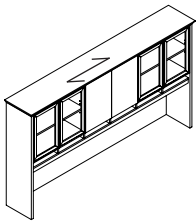
x54" High Storage Hutch with Pigeon-Hole Slots and Aluminum Framed Glass Doors



PRODUCT CODE	PRICE	SIZE/INCHES			WEIGHT LBS	VOL FT ³
		H	W	D		
K962SHP54G	9129	55	98	16	351	45
K902SHP54G	8509	55	92	16	329	42
K842SHP54G	7884	55	86	16	307	39
K782SHP54G	7266	55	80	16	285	37
K722SHP54G	6646	55	74	16	263	34
K662SHP54G	6406	55	68	16	241	31
K602SHP54G	6120	55	62	16	219	28

K-2SHP54GDG

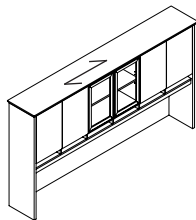
54" High Storage Hutch with Pigeon-Hole Slots with Wood Doors at Center and Aluminum Framed Glass Doors at Ends



PRODUCT CODE	PRICE	SIZE/INCHES			WEIGHT LBS	VOL FT ³
		H	W	D		
K962SHP54GDG	7745	55	98	16	351	45
K902SHP54GDG	7298	55	92	16	329	42
K842SHP54GDG	6850	55	86	16	307	39

K-2SHP54DGD

54" High Storage Hutch with Pigeon-Hole Slots with Aluminum Framed Glass Doors at Center and Wood Doors at Ends

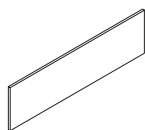


PRODUCT CODE	PRICE	SIZE/INCHES			WEIGHT LBS	VOL FT ³
		H	W	D		
K962SHP54DGD	8350	55	98	16	351	45
K902SHP54DGD	7902	55	92	16	329	42
K842SHP54DGD	7456	55	86	16	307	39

hutches & wall-mounted storage

KTS

Tackboard for 36" High Non Pigeon-Hole Hutches

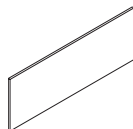


PRODUCT CODE	PRICE	SIZE/INCHES			WEIGHT LBS	VOL FT ³
		H	W	D		
KTS108	718	20	108	1	23	2
KTS102	680	20	102	1	19	2
KTS96	639	20	96	1	15	1
KTS90	599	20	90	1	15	1
KTS84	561	20	84	1	14	1
KTS78	519	20	78	1	13	1
KTS72	479	20	72	1	12	1
KTS66	437	20	66	1	11	1
KTS60	400	20	60	1	10	1
KTS36	238	20	36	1	6	0
KTS30	199	20	30	1	4	0

271

KTS-H26

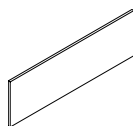
Tackboard for 42" & 54" High Non Pigeon-Hole Hutches



PRODUCT CODE	PRICE	SIZE/INCHES			WEIGHT LBS	VOL FT ³
		H	W	D		
KTS108H26	936	26	108	1	30	2
KTS102H26	882	26	102	1	24	2
KTS96H26	830	26	96	1	20	2
KTS90H26	781	26	90	1	20	2
KTS84H26	727	26	84	1	18	2
KTS78H26	675	26	78	1	17	2
KTS72H26	622	26	72	1	16	1
KTS66H26	571	26	66	1	14	1
KTS60H26	519	26	60	1	13	1
KTS36H26	313	26	36	1	8	0
KTS30H26	259	26	30	1	5	0

KTSP-H23

Tackboard for 42" & 54" High Pigeon-Hole Hutches

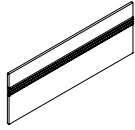


PRODUCT CODE	PRICE	SIZE/INCHES			WEIGHT LBS	VOL FT ³
		H	W	D		
KTSP108H23	812	23	105	1	30	2
KTSP102H23	772	23	99	1	24	2
KTSP96H23	722	23	93	1	20	2
KTSP90H23	677	23	87	1	20	1
KTSP84H23	631	23	81	1	18	1
KTSP78H23	586	23	75	1	17	1
KTSP72H23	544	23	69	1	16	1
KTSP66H23	495	23	63	1	14	1
KTSP60H23	452	23	57	1	13	1
KTSP54H23	405	23	51	1	13	1
KTSP48H23	359	23	45	1	13	1
KTSP42H23	315	23	39	1	13	1
KTSP36H23	271	23	33	1	8	0
KTSP30H23	225	23	27	1	5	0

hutches & wall-mounted storage

KTSAS

Tackboard with Accessory Rail for 36" High Non Pigeon-Hole Hutches



272

PRODUCT CODE	PRICE	SIZE/INCHES			WEIGHT LBS	VOL FT ³
		H	W	D		
KTSAS108	1272	20	105	1	23	2
KTSAS102	1147	20	99	1	19	2
KTSAS96	1131	20	93	1	15	1
KTSAS90	1062	20	87	1	15	1
KTSAS84	991	20	81	1	14	1
KTSAS78	920	20	75	1	13	1
KTSAS72	849	20	69	1	12	1
KTSAS66	778	20	63	1	11	1
KTSAS60	708	20	57	1	10	1
KTSAS54	639	20	51	1	10	1
KTSAS48	569	20	45	1	10	1
KTSAS42	496	20	39	1	10	1
KTSAS36	423	20	33	1	6	0
KTSAS30	351	20	27	1	4	0

KTSAS-H26


54" High Storage Hutch with Aluminum Framed Glass Doors at Center and Wood Doors at Ends



PRODUCT CODE	PRICE	SIZE/INCHES			WEIGHT LBS	VOL FT ³
		H	W	D		
KTSAS108H26	1533	26	105	1	23	2
KTSAS102H26	1444	26	99	1	19	2
KTSAS96H26	1359	26	93	1	15	1
KTSAS90H26	1278	26	87	1	15	1
KTSAS84H26	1177	26	81	1	14	1
KTSAS78H26	1104	26	75	1	13	1
KTSAS72H26	1002	26	69	1	12	1
KTSAS66H26	936	26	63	1	11	1
KTSAS60H26	850	26	57	1	10	1
KTSAS54H26	767	26	51	1	10	1
KTSAS48H26	683	26	45	1	10	1
KTSAS42H26	598	26	39	1	10	1
KTSAS36H26	509	26	33	1	6	0
KTSAS30H26	426	26	27	1	4	0

KTSPAS-H23

Tackboard with Accessory Rail for 42" and 54" High Pigeon-Hole Hutches

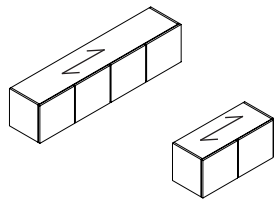


PRODUCT CODE	PRICE	SIZE/INCHES			WEIGHT LBS	VOL FT ³
		H	W	D		
KTSPAS108H23	1382	23	105	1	30	2
KTSPAS102H23	1314	23	99	1	24	2
KTSPAS96H23	1232	23	93	1	20	2
KTSPAS90H23	1156	23	87	1	20	2
KTSPAS84H23	1076	23	81	1	18	2
KTSPAS78H23	1000	23	75	1	17	2
KTSPAS72H23	923	23	69	1	16	1
KTSPAS66H23	846	23	63	1	14	1
KTSPAS60H23	770	23	57	1	13	1
KTSPAS54H23	692	23	51	1	13	1
KTSPAS48H23	615	23	45	1	13	1
KTSPAS42H23	540	23	39	1	13	1
KTSPAS36H23	462	23	33	1	8	1
KTSPAS30H23	386	23	27	1	5	1

hutches & wall-mounted storage

CSF

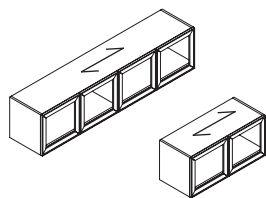
Wall Mount Storage with Hinge Doors



PRODUCT CODE	PRICE	SIZE/INCHES			WEIGHT LBS	VOL FT ³
		H	W	D		
CSF72	1834	16.5	72	15.5	100	10
CSF66	1684	16.5	66	15.5	83	9
CSF60	1527	16.5	60	15.5	75	8
CSF54	1375	16.5	54	15.5	68	7
CSF48	1224	16.5	48	15.5	60	7
CSF42	1123	16.5	42	15.5	55	6
CSF36	1101	16.5	36	15.5	50	5
CSF30	1083	16.5	30	15.5	45	4

CSF-G

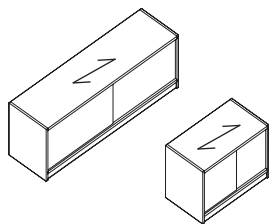
Wall Mount Storage with Glass Doors



PRODUCT CODE	PRICE	SIZE/INCHES			WEIGHT LBS	VOL FT ³
		H	W	D		
CSF72G	2836	16.5	72	15.5	100	10
CSF66G	2634	16.5	66	15.5	83	9
CSF60G	2470	16.5	60	15.5	75	8
CSF54G	2212	16.5	54	15.5	68	7
CSF48G	1953	16.5	48	15.5	60	7
CSF42G	1735	16.5	42	15.5	55	6
CSF36G	1603	16.5	36	15.5	50	5
CSF30G	1556	16.5	30	15.5	45	4

CSF-GSL

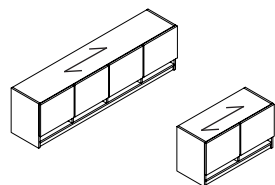
Wall Mount Storage with Sliding Glass Doors



PRODUCT CODE	PRICE	SIZE/INCHES			WEIGHT LBS	VOL FT ³
		H	W	D		
CSF72GSL	2836	16.5	72	18	100	10
CSF66GSL	2634	16.5	66	18	83	9
CSF60GSL	2470	16.5	60	18	75	8
CSF54GSL	2212	16.5	54	18	68	7
CSF48GSL	1953	16.5	48	18	60	7
CSF42GSL	1735	16.5	42	18	55	6
CSF36GSL	1603	16.5	36	18	50	5
CSF30GSL	1556	16.5	30	18	45	4

CSFP

Wall Mount Storage with Hinged Doors and Pigeon-Hole Slots

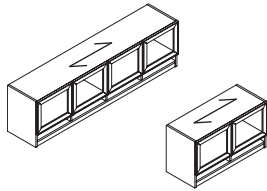


PRODUCT CODE	PRICE	SIZE/INCHES			WEIGHT LBS	VOL FT ³
		H	W	D		
CSFP72	2201	20	72	15.5	100	12
CSFP66	2017	20	66	15.5	83	11
CSFP60	1835	20	60	15.5	75	10
CSFP54	1651	20	54	15.5	68	9
CSFP48	1466	20	48	15.5	60	8
CSFP42	1394	20	42	15.5	55	7
CSFP36	1320	20	36	15.5	50	6
CSFP30	1300	20	30	15.5	45	5

hutches & wall-mounted storage

CSFP-G

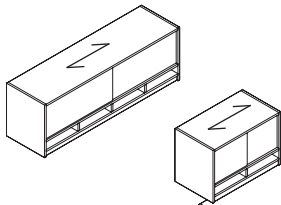
Wall Mount Storage with Pigeon-Holes & Glass Doors



PRODUCT CODE	PRICE	SIZE/INCHES			WEIGHT LBS	VOL FT ³
		H	W	D		
CSFP72G	3122	20	72	15.5	100	12
CSFP66G	2985	20	66	15.5	83	11
CSFP60G	2749	20	60	15.5	75	10
CSFP54G	2565	20	54	15.5	68	9
CSFP48G	2176	20	48	15.5	60	8
CSFP42G	1896	20	42	15.5	55	7
CSFP36G	1809	20	36	15.5	50	6
CSFP30G	1759	20	30	15.5	45	5

CSFP-GSL

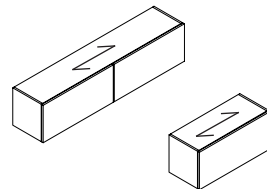
Wall Mount Storage with Pigeon-Holes & Sliding Glass Doors



PRODUCT CODE	PRICE	SIZE/INCHES			WEIGHT LBS	VOL FT ³
		H	W	D		
CSFP72GSL	3122	20	72	18	100	12
CSFP66GSL	2985	20	66	18	83	11
CSFP60GSL	2749	20	60	18	75	10
CSFP54GSL	2565	20	54	18	68	9
CSFP48GSL	2176	20	48	18	60	8
CSFP42GSL	1896	20	42	18	55	7
CSFP36GSL	1809	20	36	18	50	6
CSFP30GSL	1759	20	30	18	45	5

CSFF

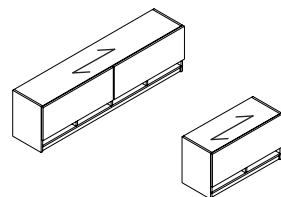
Wall Mount Storage with Flipper Doors



PRODUCT CODE	PRICE	SIZE/INCHES			WEIGHT LBS	VOL FT ³
		H	W	D		
CSFF72	1986	16.5	72	15.5	100	10
CSFF66	1822	16.5	66	15.5	83	9
CSFF60	1654	16.5	60	15.5	75	8
CSFF54	1489	16.5	54	15.5	68	7
CSFF48	1325	16.5	48	15.5	60	7
CSFF42	1229	16.5	42	15.5	55	6
CSFF36	1207	16.5	36	15.5	50	5
CSFF30	1188	16.5	30	15.5	45	4

CSFFP

Wall Mount Storage with Pigeon-Hole Slots and Flipper Doors

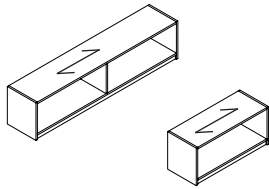


PRODUCT CODE	PRICE	SIZE/INCHES			WEIGHT LBS	VOL FT ³
		H	W	D		
CSFFP72	2384	20	72	15.5	100	12
CSFFP66	2186	20	66	15.5	83	11
CSFFP60	1988	20	60	15.5	75	10
CSFFP54	1788	20	54	15.5	68	9
CSFFP48	1591	20	48	15.5	60	8
CSFFP42	1474	20	42	15.5	55	7
CSFFP36	1447	20	36	15.5	50	6
CSFFP30	1423	20	30	15.5	45	5

hutches & wall-mounted storage

CSFO

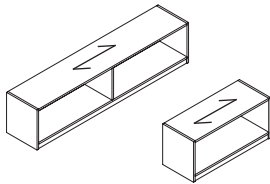
Open Wall Mount Storage



PRODUCT CODE	PRICE	SIZE/INCHES			WEIGHT LBS	VOL FT ³
		H	W	D		
CSFO72	1489	16.5	72	14.5	100	10
CSFO66	1368	16.5	66	14.5	83	9
CSFO60	1243	16.5	60	14.5	75	8
CSFO54	1121	16.5	54	14.5	68	7
CSFO48	996	16.5	48	14.5	60	7
CSFO42	918	16.5	42	14.5	55	6
CSFO36	907	16.5	36	14.5	50	5
CSFO30	889	16.5	30	14.5	45	4

CSFOD16

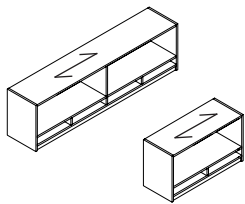
Open Wall Mount Storage



PRODUCT CODE	PRICE	SIZE/INCHES			WEIGHT LBS	VOL FT ³
		H	W	D		
CSFO72D16	1707	16.5	72	16	100	10
CSFO66D16	1585	16.5	66	16	83	9
CSFO60D16	1461	16.5	60	16	75	8
CSFO54D16	1338	16.5	54	16	68	7
CSFO48D16	1213	16.5	48	16	60	7
CSFO42D16	1135	16.5	42	16	55	6
CSFO36D16	1125	16.5	36	16	50	5
CSFO30D16	1106	16.5	30	16	45	4

CSFOP

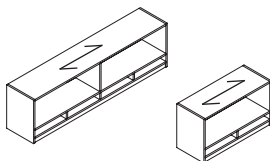
Open Wall Mount Storage with Pigeon-Hole Slots



PRODUCT CODE	PRICE	SIZE/INCHES			WEIGHT LBS	VOL FT ³
		H	W	D		
CSFOP72	1789	19.5	72	14.5	100	12
CSFOP66	1641	19.5	66	14.5	83	11
CSFOP60	1490	19.5	60	14.5	75	10
CSFOP54	1343	19.5	54	14.5	68	9
CSFOP48	1192	19.5	48	14.5	60	8
CSFOP42	1120	19.5	42	14.5	55	7
CSFOP36	1086	19.5	36	14.5	50	6
CSFOP30	1069	19.5	30	14.5	45	5

CSFOPD16

Open Wall Mount Storage with Pigeon-Holes

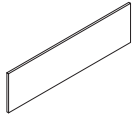


PRODUCT CODE	PRICE	SIZE/INCHES			WEIGHT LBS	VOL FT ³
		H	W	D		
CSFOP72D16	2006	19.5	72	16	100	12
CSFOP66D16	1859	19.5	66	16	83	11
CSFOP60D16	1708	19.5	60	16	75	10
CSFOP54D16	1560	19.5	54	16	68	9
CSFOP48D16	1409	19.5	48	16	60	8
CSFOP42D16	1337	19.5	42	16	55	7
CSFOP36D16	1303	19.5	36	16	50	6
CSFOP30D16	1286	19.5	30	16	45	5

hutches & wall-mounted storage

TS

Wall Mount Tackboard for 36" High Non Pigeon-Hole Wall Mounted Cabinets at a Finished Height of 66"

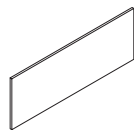


276

PRODUCT CODE	PRICE	SIZE/INCHES			WEIGHT LBS	VOL FT ³
		H	W	D		
TS120	919	19	120	1	26	2
TS114	872	19	114	1	25	2
TS108	825	19	108	1	23	2
TS102	781	19	102	1	19	2
TS96	733	19	96	1	17	1
TS90	688	19	90	1	15	1
TS84	644	19	84	1	14	1
TS78	596	19	78	1	13	1
TS72	550	19	72	1	12	1
TS66	503	19	66	1	11	1
TS60	459	19	60	1	10	1
TS54	414	19	54	1	10	1
TS48	367	19	48	1	10	1
TS42	320	19	42	1	10	1
TS36	275	19	36	1	8	1
TS30	229	19	30	1	5	1

TS-H26

Wall Mount Tackboard for 42" and 54" High Non Pigeon-Hole Wall Mount Cabinets at a Finished Height of 72"

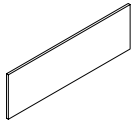


PRODUCT CODE	PRICE	SIZE/INCHES			WEIGHT LBS	VOL FT ³
		H	W	D		
TS120H26	1194	26	120	1	34	2
TS114H26	1134	26	114	1	32	2
TS108H26	1076	26	108	1	30	2
TS102H26	1012	26	102	1	24	2
TS96H26	956	26	96	1	22	2
TS90H26	897	26	90	1	20	2
TS84H26	835	26	84	1	18	2
TS78H26	775	26	78	1	17	2
TS72H26	714	26	72	1	16	1
TS66H26	657	26	66	1	14	1
TS60H26	596	26	60	1	13	1
TS54H26	537	26	54	1	13	1
TS48H26	476	26	48	1	13	1
TS42H26	417	26	42	1	13	1
TS36H26	357	26	36	1	8	1
TS30H26	298	26	3	1	5	1

hutches & wall-mounted storage

TSP-H23

Wall Mount Tackboard for 42" and 54" High Pigeon-Hole Wall Mount Cabinets at a Finished Height of 72"

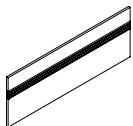


PRODUCT CODE	PRICE	SIZE/INCHES			WEIGHT LBS	VOL FT ³
		H	W	D		
TSP120H23	1037	22.5	120	1	34	2
TSP114H23	987	22.5	114	1	32	2
TSP108H23	931	22.5	108	1	30	2
TSP102H23	887	22.5	102	1	24	2
TSP96H23	828	22.5	96	1	22	2
TSP90H23	777	22.5	90	1	20	1
TSP84H23	726	22.5	84	1	18	1
TSP78H23	675	22.5	78	1	17	1
TSP72H23	624	22.5	72	1	16	1
TSP66H23	570	22.5	66	1	14	1
TSP60H23	534	22.5	60	1	13	1
TSP54H23	520	22.5	54	1	13	1
TSP48H23	414	22.5	48	1	13	1
TSP42H23	362	22.5	42	1	13	1
TSP36H23	311	22.5	36	1	8	1
TSP30H23	258	22.5	30	1	5	1

277

TSAS

Wall Mount Tackboard with Accessory Rail



PRODUCT CODE	PRICE	SIZE/INCHES			WEIGHT LBS	VOL FT ³
		H	W	D		
TSAS120	1619	19	120	1	26	2
TSAS114	1539	19	114	1	25	2
TSAS108	1454	19	108	1	23	2
TSAS102	1379	19	102	1	19	2
TSAS96	1293	19	96	1	15	1
TSAS90	1214	19	90	1	15	1
TSAS84	1132	19	84	1	14	1
TSAS78	1052	19	78	1	13	1
TSAS72	968	19	72	1	12	1
TSAS66	889	19	66	1	11	1
TSAS60	809	19	60	1	10	1
TSAS54	730	19	54	1	10	1
TSAS48	649	19	48	1	10	1
TSAS42	566	19	42	1	10	1
TSAS36	483	19	36	1	6	0
TSAS30	376	19	30	1	4	0

hutches & wall-mounted storage

TSAS-H26

Wall Mount Tackboard with Accessory Rail




278

PRODUCT CODE	PRICE	SIZE/INCHES			WEIGHT LBS	VOL FT ³
		H	W	D		
TSAS120H26	1943	26	120	1	26	2
TSAS114H26	1844	26	114	1	25	2
TSAS108H26	1753	26	108	1	23	2
TSAS102H26	1651	26	102	1	19	2
TSAS96H26	1553	26	96	1	15	1
TSAS90H26	1462	26	90	1	15	1
TSAS84H26	1346	26	84	1	14	1
TSAS78H26	1262	26	78	1	13	1
TSAS72H26	1145	26	72	1	12	1
TSAS66H26	1071	26	66	1	11	1
TSAS60H26	970	26	60	1	10	1
TSAS54H26	874	26	54	1	10	1
TSAS48H26	780	26	48	1	10	1
TSAS42H26	684	26	42	1	10	1
TSAS36H26	582	26	36	1	6	0
TSAS30H26	486	26	30	1	4	0

TSPAS-H23

Wall Mount Tackboard with Accessory Rail

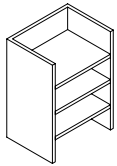


PRODUCT CODE	PRICE	SIZE/INCHES			WEIGHT LBS	VOL FT ³
		H	W	D		
TSPAS120H23	1758	22.5	120	1	34	2
TSPAS114H23	1671	22.5	114	1	32	2
TSPAS108H23	1579	22.5	108	1	30	2
TSPAS102H23	1502	22.5	102	1	24	2
TSPAS96H23	1408	22.5	96	1	20	2
TSPAS90H23	1318	22.5	90	1	20	2
TSPAS84H23	1231	22.5	84	1	18	2
TSPAS78H23	1144	22.5	78	1	17	2
TSPAS72H23	1055	22.5	72	1	16	1
TSPAS66H23	967	22.5	66	1	14	1
TSPAS60H23	880	22.5	60	1	13	1
TSPAS54H23	778	22.5	54	1	13	1
TSPAS48H23	702	22.5	48	1	13	1
TSPAS42H23	616	22.5	42	1	13	1
TSPAS36H23	529	22.5	36	1	6	1
TSPAS30H23	439	22.5	30	1	4	1

hutches & wall-mounted storage

KCP-H16

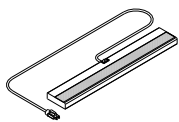
Paper Organizer, Legal or Letter Format



PRODUCT CODE	PRICE	SIZE/INCHES			WEIGHT LBS	VOL FT ³
		H	W	D		
KCPH161226	570	27	16	12	20	3
KCPH161223	482	23	16	12	18	3
KCPH161219	365	20	16	12	15	2
KCPH131226	462	27	13	12	16	2
KCPH131223	391	23	13	12	15	2
KCPH131219	296	20	13	12	12	2

FLUC

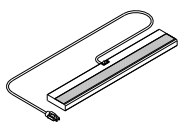
T5 Task Light



PRODUCT CODE	PRICE	SIZE/INCHES			WEIGHT LBS	VOL FT ³
		H	W	D		
FLUC48	119	1.25	48	4.25	8	3
FLUC36	109	1.25	36	4.25	6	2
FLUC24	101	1.25	24	4.25	4	1
FLUC20	96	1.25	19.5	4.25	3	1

EL

Flat Task Light

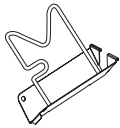


PRODUCT CODE	PRICE	SIZE/INCHES			WEIGHT LBS	VOL FT ³
		H	W	D		
EL48	380	2	48	9	3	2
EL36	279	2	36	9	3	1
EL24	235	2	24	9	3	1

hutches & wall-mounted storage

DAFS01

Metal Flip Sorter - Accessory Rail Mounted



PRODUCT CODE	PRICE	SIZE/INCHES			WEIGHT LBS	VOL FT³
		H	W	D		
DAFS01	28	9.25	2.75	9.25	0.6	0.14

280

DASS01

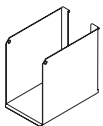
Metal Slant Sorter - Accessory Rail Mounted



PRODUCT CODE	PRICE	SIZE/INCHES			WEIGHT LBS	VOL FT³
		H	W	D		
DASS01R	24	9.5	5	10.25	1	0.28
DASS01L	24	9.5	5	10.25	1	0.28

DABB01

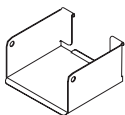
Metal Binder Bin - Accessory Rail Mounted



PRODUCT CODE	PRICE	SIZE/INCHES			WEIGHT LBS	VOL FT³
		H	W	D		
DABB01	37	9	4	10.25	1.85	0.21

DAMB01

Metal Media Bin - Accessory Rail Mounted

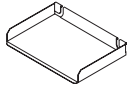


PRODUCT CODE	PRICE	SIZE/INCHES			WEIGHT LBS	VOL FT³
		H	W	D		
DAMB01	30	3	5.75	5.25	0.8	0.05

hutches & wall-mounted storage

DALT01

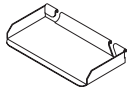
Metal Letter Tray - Accessory Rail mounted



PRODUCT CODE	PRICE	SIZE/INCHES			WEIGHT LBS	VOL FT ³
		H	W	D		
DALT01	29	2	13.5	9.25	0.5	0.15

DAUT01

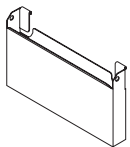
Metal Utility Tray - Accessory Rail mounted



PRODUCT CODE	PRICE	SIZE/INCHES			WEIGHT LBS	VOL FT ³
		H	W	D		
DAUT01	20	1	8.5	3.75	0.5	0.02

DAPP01

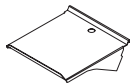
Metal Paper Pocket - Accessory Rail mounted



PRODUCT CODE	PRICE	SIZE/INCHES			WEIGHT LBS	VOL FT ³
		H	W	D		
DAPP01	47	9	16	2.75	2	0.25

DATH01

Telephone Holder - Accessory Rail mounted



PRODUCT CODE	PRICE	SIZE/INCHES			WEIGHT LBS	VOL FT ³
		H	W	D		
DATH01	45	2	9	10	2	0.26

hutches & wall-mounted storage

GM5

Rectangular Grommet - Metal



PRODUCT CODE	PRICE	SIZE/INCHES			WEIGHT LBS	VOL FT³
		H	W	D		
GM5E (BLACK)	59		3.5	2		
GM5K (TUNGSTEN)	59		3.5	2		

LO

Lock Assembly



PRODUCT CODE	PRICE	SIZE/INCHES			WEIGHT LBS	VOL FT³
		H	W	D		
LO (BLACK)	76					
LO/C (TUNGSTEN)	76					

TECHNICAL INFORMATION

Pedestals

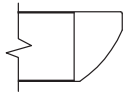
- All units are shipped assembled.
- Standard face locking.

Combination Storage

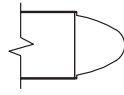
- All units are shipped assembled.
- No modifications accepted for this unit.
- Box drawers do not lock.
- Standard face locking.

Storage Cabinets

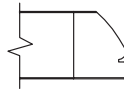
- Units include adjustable shelves.
- If Handle is specified:
 - Black and Brass Handle = Black Lock & Grommet.
 - Silver, Nickel and Tungsten Handle = Tungsten Lock & Grommet.
- If Handle is not specified Routed Pull, Black Lock & Grommet are standard.



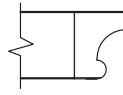
K16



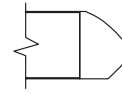
K18



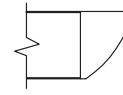
K21



K22



K29



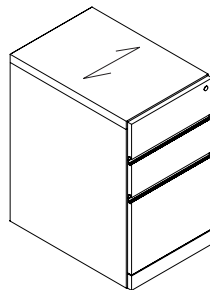
K30

GUIDELINES FOR ORDERING PRODUCT

Codes

The price list uses a numbering system with meaningful alphanumeric characters to create a simple-to-understand product number. This makes specifying the product much easier and more accurate.

Specification Example of a Storage Unit



Product Code :

KWDM

- K** - Kingston Series
- W** - Pedestal
- D** - Box, Box, File
- M** - Mobile

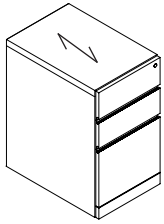
- Edge: Choose Edge
- Finish: Choose Finish
- Handle: Choose Handle

NOTE: Indicates direction of grain.

freestanding storage

KWDB / KWWDB

Freestanding Pedestal on Base, Box, Box, File Drawers

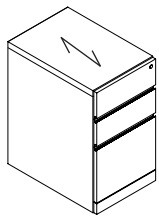


PRODUCT CODE	PRICE	SIZE/INCHES			WEIGHT LBS	VOL FT³
		H	W	D		
KWDB	1437	28	15.5	19.8	70	5
KWWDB	1653	28	15.5	23.8	75	6

284

KWDM / KWWDM

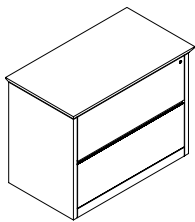
Freestanding Mobile Pedestal, Box, Box, File Drawers



PRODUCT CODE	PRICE	SIZE/INCHES			WEIGHT LBS	VOL FT³
		H	W	D		
KWDM	1545	28	15.5	19.8	70	5
KWWDM	1777	28	15.5	23.8	75	6

KF / KN

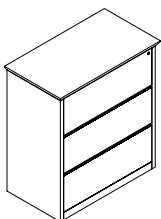
Freestanding Lateral File



PRODUCT CODE	PRICE	SIZE/INCHES			WEIGHT LBS	VOL FT³
		H	W	D		
KF3622	2678	29	38	23	170	13
KN3022	2342	29	32.9	23	142	11
KF3620	2435	29	38	21	159	12
KN3020	2128	29	32.9	21	131	10

KF3 / KN3

Freestanding Lateral File with 3 Drawers



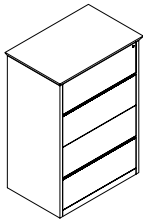
PRODUCT CODE	PRICE	SIZE/INCHES			WEIGHT LBS	VOL FT³
		H	W	D		
KF36223	3268	42	38	23	212	19
KN30223	2860	42	32.9	23	176	16
KF36203	3053	42	38	21	193	18
KN30203	2671	42	32.9	21	160	15

korato price guide

freestanding storage

KF4 / KN4

Freestanding Lateral File with 4 Drawers, Common Top

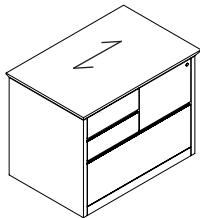


PRODUCT CODE	PRICE	SIZE/INCHES			WEIGHT LBS	VOL FT ³
		H	W	D		
KF36224	3984	54	38	23	270	25
KN30224	3486	54	32.9	23	225	21
KF36204	3783	54	38	21	259	23
KN30204	3311	54	32.9	21	214	19

285

KZR

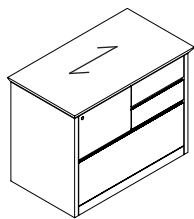
Right Lateral Combination Storage with 2 Box Drawers, 1 File and 1 Lateral File



PRODUCT CODE	PRICE	SIZE/INCHES			WEIGHT LBS	VOL FT ³
		H	W	D		
KZR3622	2902	29	38	23	170	13
KZR3620	2765	29	38	21	160	12

KZL

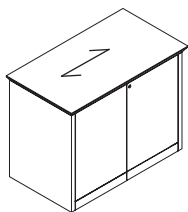
Left Lateral Combination Storage with 2 Box Drawers, 1 File and 1 Lateral File



PRODUCT CODE	PRICE	SIZE/INCHES			WEIGHT LBS	VOL FT ³
		H	W	D		
KZL3622	2902	29	38	23	170	13
KZL3620	2765	29	38	21	160	12

KBD

Freestanding Storage Cabinet with Doors



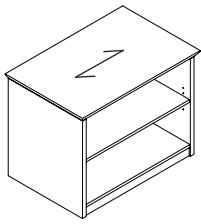
PRODUCT CODE	PRICE	SIZE/INCHES			WEIGHT LBS	VOL FT ³
		H	W	D		
KBD3622	1822	29	38	23	140	13
KBD3022	1594	29	32.9	23	117	11
KBD3620	1735	29	38	21	129	12
KBD3020	1515	29	32.9	21	106	10

For Aluminum Framed Glass Doors add "G" to the end of the product code (Add \$528 list).

freestanding storage

KOB

Freestanding Storage Cabinet, no Doors

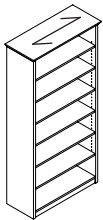


PRODUCT CODE	PRICE	SIZE/INCHES			WEIGHT LBS	VOL FT³
		H	W	D		
KOB3622	1462	29	38.75	23	115	13
KOB3022	1276	29	33.625	23	96	11
KOB3620	1392	29	38.75	21	104	12
KOB3020	1213	29	33.625	21	85	10

286

KBx-3x15

Open Bookcase

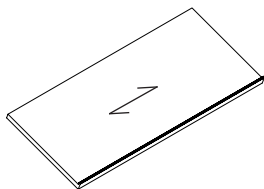


PRODUCT CODE	PRICE	SIZE/INCHES			WEIGHT LBS	VOL FT³
		H	W	D		
KB73615	2273	78	38	16	228	24
KB63615	2099	72	38	16	210	23
KB53615	1933	65	38	16	188	21
KB43615	1591	48	38	16	140	15
KB23615	1274	29	38	16	90	9
KB73015	1990	78	32.9	16	228	20
KB63015	1835	72	32.9	16	210	19
KB53015	1692	65	32.9	16	188	17
KB43015	1392	48	32.9	16	140	13
KB23015	1117	29	32.9	16	90	8

78" has 6 Adj. Shelves
 72" has 5 Adj. Shelves
 65" has 4 Adj. Shelves
 48" has 3 Adj. Shelves
 29" has 1 Adj. Shelf

KAG

Magazine Shelf for Use with Open Bookcases, can be Specified for each Shelf in an Open Bookcase



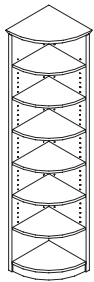
PRODUCT CODE	PRICE	SIZE/INCHES			WEIGHT LBS	VOL FT³
		H	W	D		
KAG3624	135	1	36	24	112	10
KAG3622	125	1	36	22	104	10
KAG3620	111	1	36	20	92	9
KAG3615	97	1	36	15	81	8
KAG3024	113	1	30	24	94	9
KAG3022	104	1	30	22	87	9
KAG3020	92	1	30	20	76	8
KAG3015	80	1	30	15	67	8

korato price guide

freestanding storage

KBxR-1515

Quarter Round Open Bookcase with Adjustable Shelves

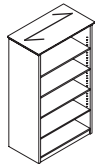


PRODUCT CODE	PRICE	SIZE/INCHES			WEIGHT LBS	VOL FT ³
		H	W	D		
KB7R1515	1790	78	16	16	95	10
KB6R1515	1651	72	16	16	83	9
KB5R1515	1521	65	16	16	81	9
KB4R1515	1251	48	16	16	59	6
KB2R1515	1004	29	16	16	37	4

78" has 6 Adj. Shelves
 72" has 5 Adj. Shelves
 65" has 4 Adj. Shelves
 48" has 3 Adj. Shelves
 29" has 1 Adj. Shelf

K7

Open Bookcase with 4 Adjustable Shelves

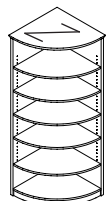


PRODUCT CODE	PRICE	SIZE/INCHES			WEIGHT LBS	VOL FT ³
		H	W	D		
K7D22H84	3424	84	38.75	23	331	43
K7D22H72	2934	72	38.75	23	306	36
K7D22	2690	65	38.75	23	281	33
K7D22W30H84	2995	84	32.625	23	280	36
K7D22W30H72	2608	72	32.625	23	255	30
K7D22W30	2354	65	32.625	23	234	28
K7H84	3262	84	38.75	21	282	36
K7H72	2795	72	38.75	21	257	30
K7	2563	65	38.75	21	234	28
K7W30H84	2716	84	32.625	21	248	29
K7W30H72	2329	72	32.625	21	223	25
K7W30	2133	65	32.625	21	193	23

84" has 6 Adj. Shelves
 72" has 5 Adj. Shelves
 65" has 4 Adj. Shelves

KB7R

Quarter Round Open Bookcase with Adjustable Shelves



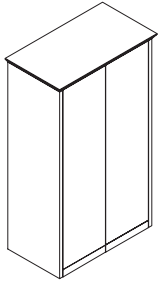
PRODUCT CODE	PRICE	SIZE/INCHES			WEIGHT LBS	VOL FT ³
		H	W	D		
KB7R2222H84	3081	84	23	23	191	23
KB7R2222H72	2642	72	23	23	171	20
KB7R2222	3082	65	23	23	157	18
KB7R2020H84	2934	84	21	21	163	19
KB7R2020H72	2515	72	21	21	142	17
KB7R2020	2934	65	21	21	130	15

84" has 6 Adj. Shelves
 72" has 5 Adj. Shelves
 65" has 4 Adj. Shelves

freestanding storage

K1

Storage Cabinet with Wood Doors and 4 Adjustable Shelves



288

PRODUCT CODE	PRICE	SIZE/INCHES			WEIGHT LBS	VOL FT ³
		H	W	D		
K1D22H84	4278	84	38	23	304	42
K1D22H72	3668	72	38	23	283	33
K1D22	3360	65	38	23	259	30
K1D22W30H84	3743	84	32.9	23	304	42
K1D22W30H72	3209	72	32.9	23	283	33
K1D22W30	2943	65	32.9	23	259	30
K1D22W24H84	3206	84	26	23	320	28
K1D22W24H72	2748	72	26	23	255	24
K1D22W24	2525	65	26	23	173	22
K1H84	4077	84	38	21	297	35
K1H72	3494	72	38	21	269	30
K1	3203	65	38	21	245	28
K1W30H84	3396	84	32.9	21	257	29
K1W30H72	2910	72	32.9	21	233	25
K1W30	2667	65	32.9	21	202	23
K1W24H84	2717	84	26	21	198	23
K1W24H72	2330	72	26	21	179	20
K1W24	2131	65	26	21	163	18

84" has 5 Adj. Shelves

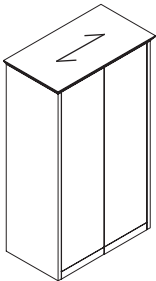
72" has 4 Adj. Shelves

65" has 4 Adj. Shelves

For Aluminum Framed Glass Door option add "G" to the end of the product code (Add \$1056 list)

K2

Wardrobe Cabinet with Doors, Coat Rack and Hat Shelf



PRODUCT CODE	PRICE	SIZE/INCHES			WEIGHT LBS	VOL FT ³
		H	W	D		
K2D22H84	3712	84	38	23	304	42
K2D22H72	3182	72	38	23	283	33
K2D22	2918	65	38	23	259	30
K2D22W30H84	3248	84	32.9	23	304	42
K2D22W30H72	2784	72	32.9	23	283	33
K2D22W30	2551	65	32.9	23	259	30
K2D22W24H84	2784	84	26	23	320	28
K2D22W24H72	2388	72	26	23	255	24
K2D22W24	2186	65	26	23	173	22
K2H84	3535	84	38	21	297	35
K2H72	3030	72	38	21	269	30
K2	2779	65	38	21	245	28
K2W30H84	2947	84	32.9	21	257	29
K2W30H72	2526	72	32.9	21	233	25
K2W30	2313	65	32.9	21	202	23
K2W24H84	2356	84	26	21	198	23
K2W24H72	2018	72	26	21	179	20
K2W24	1851	65	26	21	163	18

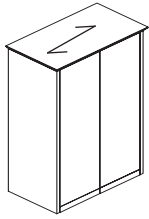
For Aluminum Framed Glass Door option add "G" to the end of the product code (Add \$1056 list)

korato price guide

freestanding storage

K25

Cabinet with Doors, Storage with Adj. Shelves on Right & Wardrobe on Left



PRODUCT CODE	PRICE	SIZE/INCHES			WEIGHT LBS	VOL FT ³
		H	W	D		
K25D22H84	4799	84	38	23	348	42
K25D22H72	4114	72	38	23	319	33
K25D22	3771	65	38	23	292	30
K25D22W30H84	4199	84	32.9	23	307	35
K25D22W30H72	3600	72	32.9	23	279	28
K25D22W30	3298	65	32.9	23	243	25
K25D22W24H84	3599	84	26	23	254	28
K25D22W24H72	3084	72	26	23	213	24
K25D22W24	2825	65	26	23	195	22
K25H84	4568	84	38	21	330	35
K25H72	3915	72	38	21	305	30
K25	3589	65	38	21	278	28
K25W30H84	3808	84	32.9	21	300	29
K25W30H72	3263	72	32.9	21	265	25
K25W30	2992	65	32.9	21	229	23
K25W24H84	3047	84	26	21	235	28
K25W24H72	2612	72	26	21	203	24
K25W24	2396	65	26	21	185	22

84" has 5 Adj. Shelves

72" has 4 Adj. Shelves

65" has 4 Adj. Shelves

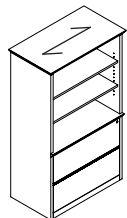
Wardrobe with Coat Rack & Hat Shelf

For Aluminum Framed Glass Door option add "G" to the end of the product code (Add \$1056 list)

289

K12

Open Cabinet with 2 Lateral File Drawers and 2 Adjustable Shelves



PRODUCT CODE	PRICE	SIZE/INCHES			WEIGHT LBS	VOL FT ³
		H	W	D		
K12D22H84	4645	84	38	23	364	36
K12D22H72	3983	72	38	23	336	33
K12D22	3652	65	38	23	308	30
K12D22W30H84	4065	84	32.9	23	330	31
K12D22W30H72	3486	72	32.9	23	294	28
K12D22W30	3194	65	32.9	23	257	25
K12H84	4426	84	38	21	348	33
K12H72	3792	72	38	21	322	30
K12	3476	65	38	21	294	28
K12W30H84	3873	84	32.9	21	317	28
K12W30H72	3318	72	32.9	21	280	25
K12W30	2898	65	32.9	21	243	23

84" has 3 Adj. Shelves

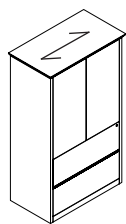
72" has 2 Adj. Shelves

65" has 2 Adj. Shelves

freestanding storage

K13

Cabinet with Doors and 2 Adjustable Shelves, 2 Lateral File Drawers



290

PRODUCT CODE	PRICE	SIZE/INCHES			WEIGHT LBS	VOL FT ³
		H	W	D		
K13D22H84	5295	84	38	23	364	36
K13D22H72	4537	72	38	23	341	33
K13D22	4161	65	38	23	313	30
K13D22W30H84	4633	84	32.9	23	330	31
K13D22W30H72	3971	72	32.9	23	299	28
K13D22W30	3640	65	32.9	23	261	25
K13H84	5043	84	38	21	365	35
K13H72	4321	72	38	21	327	30
K13	3960	65	38	21	299	28
K13W30H84	4203	84	32.9	21	305	29
K13W30H72	3603	72	32.9	21	285	25
K13W30	3302	65	32.9	21	247	23

84" has 3 Adj. Shelves

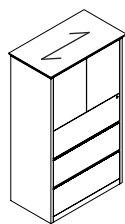
72" has 2 Adj. Shelves

65" has 2 Adj. Shelves

For Aluminum Framed Glass Door option add "G" to the end of the product code (Add \$528 list)

K14

Cabinet with Doors, 3 Lateral File Drawers, 1 Adjustable Shelf



PRODUCT CODE	PRICE	SIZE/INCHES			WEIGHT LBS	VOL FT ³
		H	W	D		
K14D22H84	5692	84	38	23	340	42
K14D22H72	4878	72	38	23	312	33
K14D22	4474	65	38	23	286	30
K14D22W30H84	4981	84	32.9	23	308	35
K14D22W30H72	4269	72	32.9	23	273	28
K14D22W30	3914	65	32.9	23	238	25
K14H84	5421	84	38	21	330	35
K14H72	4647	72	38	21	298	30
K14	4260	65	38	21	272	28
K14W30H84	4519	84	32.9	21	298	29
K14W30H72	3874	72	32.9	21	259	25
K14W30	3549	65	32.9	21	224	23

84" has 2 Adj. Shelves

72" has 1 Adj. Shelf

65" has 1 Adj. Shelf

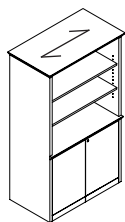
For Aluminum Framed Glass Door option add "G" to the end of the product code (Add \$528 list)

korato price guide

freestanding storage

K22

Cabinet with Lower Bookcase with Doors and Adjustable Shelf, Open Upper Bookcase with 2 Adjustable Shelves



PRODUCT CODE	PRICE	SIZE/INCHES			WEIGHT LBS	VOL FT ³
		H	W	D		
K22D22H84	3899	84	38	23	325	42
K22D22H72	3340	72	38	23	300	33
K22D22	3063	65	38	23	275	30
K22D22W30H84	3411	84	32.9	23	304	35
K22D22W30H72	2925	72	32.9	23	279	28
K22D22W30	2681	65	32.9	23	243	25
K22H84	3712	84	38	21	327	33
K22H72	3182	72	38	21	305	30
K22	2918	65	38	21	278	28
K22W30H84	3096	84	32.9	21	301	28
K22W30H72	2653	72	32.9	21	265	25
K22W30	2431	65	32.9	21	229	23

84" has 4 Adj. Shelves

72" has 3 Adj. Shelves

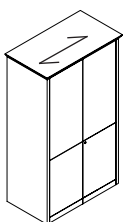
65" has 3 Adj. Shelves

For Aluminum Framed Glass Door option add "G" to the end of the product code (Add \$528 list)

291

K23

Closed Storage Cabinet with Upper and Lower Split Wood Doors, 3 Adjustable Shelves and 1 Fixed Shelf



PRODUCT CODE	PRICE	SIZE/INCHES			WEIGHT LBS	VOL FT ³
		H	W	D		
K23D22H84	4569	84	38	23	340	42
K23D22H72	3917	72	38	23	319	33
K23D22	3586	65	38	23	292	30
K23D22W30H84	3807	84	32.9	23	308	33
K23D22W30H72	3262	72	32.9	23	279	28
K23D22W30	2992	65	32.9	23	243	25
K23H84	4351	84	38	21	330	35
K23H72	3729	72	38	21	305	30
K23	3419	65	38	21	278	28
K23W30H84	3626	84	32.9	21	298	29
K23W30H72	3108	72	32.9	21	265	25
K23W30	2850	65	32.9	21	229	23

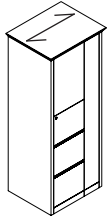
Storage with 1 Fixed Shelf and 2 Adj. Shelves

For Aluminum Framed Glass Door option add "G" to the end of the product code (add \$1056 list)

freestanding storage

K27-R

Right Tower Unit. Wardrobe on One Side with Coat Rod, Three File Drawers, on the Other Side, a Closed Door Bookcase with One Adjustable Shelf



292

PRODUCT CODE	PRICE	SIZE/INCHES			WEIGHT LBS	VOL FT ³
		H	W	D		
K27D22W24H84R	5684	84	26	23	167	24
K27D22W24H72R	4871	72	26	23	154	22
K27D22W24R	4467	65	26	23	141	20
K27W24H84R	5413	84	26	21	152	22
K27W24H72R	4640	72	26	21	140	20
K27W24R	4254	65	26	21	128	18

84" has 2 Adj. Shelves on Left

72" has 1 Adj. Shelf on Left

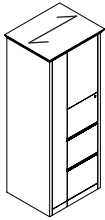
65" has 1 Adj. Shelf on Left

Wardrobe with Coat Rack and Hat Shelf

For Aluminum Framed Glass Door option on Left add "GL" to the end of the product code (Add \$317 list)

K27-L

Left Tower Unit. Wardrobe on One Side with Coat Rod, Three File Drawers, on the Other Side, a Closed Door Bookcase with One Adjustable Shelf



PRODUCT CODE	PRICE	SIZE/INCHES			WEIGHT LBS	VOL FT ³
		H	W	D		
K27D22W24H84L	5684	84	26	23	167	24
K27D22W24H72L	4871	72	26	23	154	22
K27D22W24L	4467	65	26	23	141	20
K27W24H84L	5413	84	26	21	152	22
K27W24H72L	4640	72	26	21	140	20
K27W24L	4254	65	26	21	128	18

84" has 2 Adj. Shelves on Right

72" has 1 Adj. Shelf on Right

65" has 1 Adj. Shelf on Right

Wardrobe with Coat Rack and Hat Shelf

For Aluminum Framed Glass Door option on Right add "GR" to the end of the product code (Add \$317 list)