

# seating finishes

## LISTINGS & APPLICATION MATRICES

BODY/FRAME, ARM & BASE FINISHES . . . . .	40
BACK, SEAT & SHELL FINISHES . . . . .	46
SIDE PANEL FINISHES . . . . .	50
TABLE FINISHES . . . . .	52
ACCESSORY FINISHES . . . . .	66

## listings &amp; application matrices

## BODY / FRAME, ARM &amp; BASE FINISHES

<div><div></div> Available</div> <div><div></div> Not Available</div>		MISC.			WORK CHAIRS										STACKING CHAIRS				
		ALL PEDESTALS W/ SEAT	DISTRICT™ CUSHION	QUILTED SCREEN	AROUND	ESSA	NUOVA CONTESSA	PROJEK™	SABRINA	SAVERA®	SAVERA XL	SAVERA STOOL	TONE	VARIABLE	VISIO	NAMI®	NAMI® 3D WOOD	VARIABLE	VOLUME™
Wood																			
Natural Wood species and Flintwood reconstituted wood veneer are available in a variety of natural finishes and wood veneer coordinate stains to match with Teknion desking and systems. Variation of color, grain and texture is natural.																			
Chroma Wood Coordinated Satin Colors																			
Anthracite	1 U																		
Atrium White	1 S																		
Brickstone	1 D																		
Herbal	1 F																		
Midnight	1 L																		
TK Hunter	1 E																		
Flintwood Coordinated Satin Colors on Maple and Oak																			
Walnut Tone	K U																		
Drift Oak	5 W																		
Silverwash	5 S																		
Poppyseed	5 P																		
Veneer 2 Coordinated Stain Colors on Maple, Cherry and Walnut																			
Medium Dark Cherry	U K																		
Dark Brown Cherry	U M																		
Walnut on Cherry	U N																		
Veneer 3 Coordinated Stain Colors on Maple, Cherry, Walnut and Oak																			
Natural Maple	M P																		
Windsor Cherry	W W																		
Dark Cherry	W J																		
Natural White Oak	L Z																		
Natural Pecan	L V																		
Veneer 4 Coordinated Stain Colors on White Oak																			
Sierra	D V																		
Cocoa Brown	D Y																		
Truffle	D Z																		
Sisal	V M																		
Wood Stain Colors on Beech																			
Manila	B V																		
Ginger	B Y																		
Clove	B W																		
Tobacco	B X																		

## listings &amp; application matrices

## BODY/FRAME, ARM &amp; BASE FINISHES (Continued)

<div><div></div> Available</div> <div><div></div> Not Available</div>		MULTI-USE CHAIRS														SOFT SEATING										
		ABILITY® SPINNER STOOL	AMICUS (GUEST)	ARNE (NORTH 56)	AROUND (GUEST & CONF.)	CHEZ (NORTH 56)	JUST-US	KUPP	LARU (NORTH 56)	OCCO	SCHALE (NORTH 56)	SICLA (NORTH 56)	SITARA™ (GUEST)	SPROUT	VARIABLE	AEGIS™	BANQS	BELIZE™	BONDS	COLLABORATIVE OTTOMAN	ROUTES	TEKNION DNA™	FERRARRA®	TUX	VASARI®	VIGNETTE™
Wood																										
Natural Wood species and Flintwood reconstituted wood veneer are available in a variety of natural finishes and wood veneer coordinate stains to match with Teknion desking and systems. Variation of color, grain and texture is natural.																										
Chroma Wood Coordinated Satin Colors																										
Anthracite	1 U																									
Atrium White	1 S																									
Brickstone	1 D																									
Herbal	1 F																									
Midnight	1 L																									
TK Hunter	1 E																									
Flintwood Coordinated Satin Colors on Maple and Oak																										
Walnut Tone	KU																									
Drift Oak	5 W																									
Silverwash	5 S																									
Poppyseed	5 P																									
Veneer 2 Coordinated Stain Colors on Maple, Cherry and Walnut																										
Medium Dark Cherry	UK																									
Dark Brown Cherry	UM																									
Walnut on Cherry	UN																									
Veneer 3 Coordinated Stain Colors on Maple, Cherry, Walnut and Oak																										
Natural Maple	MP																									
Windsor Cherry	WW																									
Dark Cherry	WJ																									
Natural White Oak	LZ																									
Natural Pecan	LV																									
Veneer 4 Coordinated Stain Colors on White Oak																										
Sierra	DV																									
Cocoa Brown	DY																									
Truffle	DZ																									
Sisal	VM																									
Wood Stain Colors on Beech																										
Manila	BV																									
Ginger	BY																									
Clove	BW																									
Tobacco	BX																									

## listings &amp; application matrices

## BODY / FRAME, ARM &amp; BASE FINISHES (Continued)


<div><div></div> Available</div> <div><div></div> Not Available</div>		MISC.		WORK CHAIRS											STACKING CHAIRS			
		ALL PEDESTALS W/ SEAT	DISTRICT™ CUSHION	QUILTED SCREEN	AROUND	ESSA	NUOVA CONTESSA	PROJEK™	SABRINA	SAVERA®	SAVERA XL	SAVERA STOOL	TONE	VARIABLE	VISIO	NAMI®	NAMI® 3D WOOD	VARIABLE
Metal																		
Metal colors are used on a wide variety of chair parts including frames, side panels and bases. The colors available can be found in Teknion’s Foundation and Mica Accent finish categories. Metal colors coordinate with seating and panel fabrics, as well as laminates and edge trims.																		
Chrome	C / C6																	
Polished Aluminum	F / C9																	
Tess Silver	99																	
Ebony (Foundation)	E / 52																	
Storm White (Foundation)	Q / 74																	
Platinum (Mica)	7 / 60																	
Gris	9F																	
Greystone (Matte)	U / 24																	
Foundation																		
These powder paint colors are offered on the broadest range of parts, including metal and plastic. Foundation offers: smooth satin, textured satin finishes.																		
Satin/Matte																		
Granite (Satin)	51 / J																	
Ebony (Satin)	52 / E																	
Crisp Grey (Matte)	25 / 6																	
Soft Gris (Matte)	26 / B																	
Sand (Matte)	27 / 3																	
Earth (Matte)	28 / 4																	
Atrium White (Matte)	T / 20																	
Clay (Matte)	85 / Y																	
Textured																		
Storm White	74 / Q																	
Latte	75 / C																	
Espresso	76 / P																	
Foundry Onyx	Z / 23																	
Chroma Paints																		
Anthracite	1U																	
Atrium White	1S																	
Brickstone	1D																	
Herbal	1F																	
Midnight	1L																	
TK Hunter	1E																	



Environmental Friendly Finish.

## listings &amp; application matrices

## BODY / FRAME, ARM &amp; BASE FINISHES (Continued)


<div><div>Available</div><div>Not Available</div></div>		MULTI-USE CHAIRS													SOFT SEATING												
		ABILITY® SPINNER STOOL	AMICUS (GUEST)	ARNE (NORTH 56)	AROUND (GUEST & CONF.)	CHEZ (NORTH 56)	JUST-US	KUPP	LARU (NORTH 56)	OCCO	SCHALE (NORTH 56)	SICLA (NORTH 56)	SITARA™ (GUEST)	SPROUT	VARIABLE	AEGIS™	BANQS	BELIZE™	BONDS	COLLABORATIVE OTTOMAN	ROUTES	TEKNION DNA™	FERRARRA®	TUX	VASARI®	VIGNETTE™	
Metal																											
<i>Metal colors are used on a wide variety of chair parts including frames, side panels and bases. The colors available can be found in Teknion's Foundation and Mica Accent finish categories. Metal colors coordinate with seating and panel fabrics, as well as laminates and edge trims.</i>																											
Chrome	C / C6																										
Polished Aluminum	F / C9																										
Tess Silver	99																										
Ebony (Foundation)	E / 52																										
Storm White (Foundation)	Q / 74																										
Platinum (Mica)	7 / 60																										
Gris	9F																										
Greystone (Matte)	U / 24																										
Foundation 																											
<i>These powder paint colors are offered on the broadest range of parts, including metal and plastic. Foundation offers: smooth satin, textured satin finishes.</i>																											
Satin/Matte																											
Granite (Satin)	51 / J																										
Ebony (Satin)	52 / E																										
Crisp Grey (Matte)	25 / 6																										
Soft Gris (Matte)	26 / B																										
Sand (Matte)	27 / 3																										
Earth (Matte)	28 / 4																										
Atrium White (Matte)	T / 20																										
Clay (Matte)	85 / Y																										
Textured																											
Storm White	74 / Q																										
Latte	75 / C																										
Espresso	76 / P																										
Foundry Onyx	Z / 23																										
Chroma Paints																											
Anthracite	1U																										
Atrium White	1S																										
Brickstone	1D																										
Herbal	1F																										
Midnight	1L																										
TK Hunter	1E																										



Environmental Friendly Finish.

## listings &amp; application matrices

## BODY / FRAME, ARM &amp; BASE FINISHES (Continued)


<div><div></div> Available</div> <div><div></div> Not Available</div>	MISC.			WORK CHAIRS											STACKING CHAIRS			
	ALL PEDESTALS W/ SEAT	DISTRICT™ CUSHION	QUILTED SCREEN	AROUND	ESSA	NUOVA CONTESSA	PROJEK™	SABRINA	SAVERA®	SAVERA XL	SAVERA STOOL	TONE	VARIABLE	VISIO	NAMI®	NAMI® 3D WOOD	VARIABLE	VOLUME™
Mica 																		
<i>These powder paint colors are offered on the broadest range of parts, including metal and plastic. Mica offers: smooth satin mica and textured mica finishes. Mica colors are pearlescent colors which visually softens the surface of the metal on which it is applied.</i>																		
Satin																		
Very White (Satin)	83 / V																	
Platinum (Satin)	60 / 7																	
Graphite (Satin)	62 / M																	
Anthracite (Satin)	68 / X																	
Sepia Bronze (Satin)	70 / S																	
Burnished Bronze (Satin)	71 / 2																	
Titanium Grey (Satin)	72 / F																	
Gilded Ash (Satin)	73 / 1																	
Textured																		
Arctic	77 / 8																	
Accent																		
Satin																		
Atmosphere (Satin)	C J																	
Blue Sage	98																	
Blush (Satin)	C K																	
Brickstone (Satin)	18																	
Butternut	14																	
Herbal (Satin)	C P																	
Ink Blue (Satin)	17																	
Signal Red	97																	
Soft Gold (Satin)	C Q																	
TK Hunter (Satin)	1 V																	
TK Radioactive (Satin)	1 W																	
TK Sunburst (Satin)	1 X																	



Environmental Friendly Finish.

## listings &amp; application matrices

## BODY/FRAME, ARM &amp; BASE FINISHES (Continued)

<div><div></div> Available</div> <div><div></div> Not Available</div>		MULTI-USE CHAIRS														SOFT SEATING										
		ABILITY® SPINNER STOOL	AMICUS (GUEST)	ARNE (NORTH 56)	AROUND (GUEST & CONF.)	CHEZ (NORTH 56)	JUST-US	KUPP	LARU (NORTH 56)	OCCO	SCHALE (NORTH 56)	SICLA (NORTH 56)	SITARA™ (GUEST)	SPROUT	VARIABLE	AEGIS™	BANQS	BELIZE™	BONDS	COLLABORATIVE OTTOMAN	ROUTES	TEKNION DNA™	FERRARRA®	TUX	VASARI®	VIGNETTE™
<div>Mica</div> <div></div> <p><i>These powder paint colors are offered on the broadest range of parts, including metal and plastic. Mica offers: smooth satin mica and textured mica finishes. Mica colors are pearlescent colors which visually softens the surface of the metal on which it is applied.</i></p>																										
Satin																										
Very White (Satin)	83 / V																									
Platinum (Satin)	60 / 7																									
Graphite (Satin)	62 / M																									
Anthracite (Satin)	68 / X																									
Sepia Bronze (Satin)	70 / S																									
Burnished Bronze (Satin)	71 / 2																									
Titanium Grey (Satin)	72 / F																									
Gilded Ash (Satin)	73 / 1																									
Textured																										
Arctic	77 / 8																									
Accent																										
Satin																										
Atmosphere (Satin)	C J																									
Blue Sage	98																									
Blush (Satin)	C K																									
Brickstone (Satin)	18																									
Butternut	14																									
Herbal (Satin)	C P																									
Ink Blue (Satin)	17																									
Signal Red	97																									
Soft Gold (Satin)	C Q																									
TK Hunter (Satin)	1 V																									
TK Radioactive (Satin)	1 W																									
TK Sunburst (Satin)	1 X																									



Environmental Friendly Finish.

## listings &amp; application matrices

## BACK, SEAT &amp; SHELL FINISHES

<div><div></div> Available</div> <div><div></div> Not Available</div>		MISC.			WORK CHAIRS											STACKING CHAIRS			
		ALL PEDESTALS W/ SEAT	DISTRICT™ CUSHION	QUILTED SCREEN	AROUND	ESSA	NUOVA CONTESSA	PROJEK™	SABRINA	SAVERA®	SAVERA XL	SAVERA STOOL	TONE	VARIABLE	VISIO	NAMI®	NAMI® 3D WOOD	VARIABLE	VOLUME™
Plastic																			
Plastic colors are used on a wide variety of chair parts including frames, bases, arms, backs and seats. The majority of plastic parts are available in Black. Coordinates to these colors can also be found in Teknion's Fabric offering.																			
Ebony	E / 7 F / 8 B / 9 J																		
Embossed Plastic	Z																		
Ebony (Satin)	5 Z																		
Deep Verde	6 A																		
Blue	6 C																		
Dark Grey	6 E																		
Medium Taupe	6 G																		
Medium Grey	6 H																		
Orange	6 J																		
Fearless Red	7 A																		
Espresso	7 E																		
Light Grey	7 H																		
Deep Ocean	7 K																		
Lunar Grey	7 P																		
Latte Coordinate	7 R																		
Grey	7 T																		
Signal Red	7 W																		
Blue Sage	7 X																		
Storm White	7 Y																		
Very White	8 C																		
Gris	9 F																		
Atrium White	8 D																		
Blackstone	N F																		
Clay	N H																		
Poppy	H N																		
Lentil	H P																		
Matcha Green	H Q																		
Cordon Blue	H R																		
Greystone	H K																		
Medium Grey	H H																		
Black	H G																		
White	H F																		
Dimpse	G Q																		



## listings &amp; application matrices

## BACK, SEAT &amp; SHELL FINISHES (Continued)

<div><div>Available</div><div>Not Available</div></div>		MULTI-USE CHAIRS														SOFT SEATING											
		ABILITY® SPINNER STOOL	AMICUS (GUEST)	ARNE (NORTH 56)	AROUND (GUEST & CONF.)	CHEZ (NORTH 56)	JUST-US	KUPP	LARU (NORTH 56)	OCCO	SCHALE (NORTH 56)	SICLA (NORTH 56)	SITARA™ (GUEST)	SPROUT	VARIABLE	AEGIS™	BANQS	BELIZE™	BONDS	COLLABORATIVE OTTOMAN	ROUTES	TEKNION DNA™	FERRARRA®	TUX	VASARI®	VIGNETTE™	
Plastic																											
<i>Plastic colors are used on a wide variety of chair parts including frames, bases, arms, backs and seats. The majority of plastic parts are available in Black. Coordinates to these colors can also be found in Teknion's Fabric offering.</i>																											
Ebony	E / 7 F / 8 B / 9 J																										
Embossed Plastic	Z																										
Ebony (Satin)	52																										
Deep Verde	6A																										
Blue	6C																										
Dark Grey	6E																										
Medium Taupe	6G																										
Medium Grey	6H																										
Orange	6J																										
Fearless Red	7A																										
Espresso	7E																										
Light Grey	7H																										
Deep Ocean	7K																										
Lunar Grey	7P																										
Latte Coordinate	7R																										
Grey	7T																										
Signal Red	7W																										
Blue Sage	7X																										
Storm White	7Y																										
Very White	8C																										
Gris	9F																										
Atrium White	8D																										
Blackstone	NF																										
Clay	NH																										
Poppy	HN																										
Lentil	HP																										
Matcha Green	HQ																										
Cordon Blue	HR																										
Greystone	HK																										
Medium Grey	HH																										
Black	HG																										
White	HF																										
Dimpse	GQ																										

## listings &amp; application matrices

## BACK, SEAT &amp; SHELL FINISHES (Continued)

<div><div></div> Available</div> <div><div></div> Not Available</div>	MISC.			WORK CHAIRS											STACKING CHAIRS			
	ALL PEDESTALS W/ SEAT	DISTRICT™ CUSHION	QUILTED SCREEN	AROUND	ESSA	NUOVA CONTESSA	PROJEK™	SABRINA	SAVERA®	SAVERA XL	SAVERA STOOL	TONE	VARIABLE	VISIO	NAMI®	NAMI® 3D WOOD	VARIABLE	VOLUME™
Wood																		
Natural Wood species and Flintwood reconstituted wood veneer are available in a variety of natural finishes and wood veneer coordinate stains to match with Teknion desking and systems. Variation of color, grain and texture is natural.																		
Flintwood Colors on Maple																		
Walnut Tone	KU																	
Veneer 2 Colors on Maple and Beech																		
Medium Dark Cherry	UK																	
Dark Brown Cherry	UM																	
Walnut on Cherry	UN																	
Veneer 3 Colors on Maple and Beech																		
Natural Maple	MP																	
Windsor Cherry	WW																	
Dark Cherry	WJ																	
Veneer 4 Colors on Maple and Beech																		
Sierra	DV																	
Cocoa Brown	DY																	
Truffle	DZ																	
Nami Wood Stain Colors on Beech																		
Manila	BV																	
Ginger	BY																	
Clove	BW																	
Tobacco	BX																	

## listings &amp; application matrices

## BACK, SEAT &amp; SHELL FINISHES (Continued)

<div><div></div> Available</div> <div><div></div> Not Available</div>	MULTI-USE CHAIRS														SOFT SEATING											
	ABILITY® SPINNER STOOL	AMICUS (GUEST)	ARNE (NORTH 56)	AROUND (GUEST & CONF.)	CHEZ (NORTH 56)	JUST-US	KUPP	LARU (NORTH 56)	OCCO	SCHALE (NORTH 56)	SICLA (NORTH 56)	SITARA™ (GUEST)	SPROUT	VARIABLE	AEGIS™	BANQS	BELIZE™	BONDS	COLLABORATIVE OTTOMAN	ROUTES	TEKNION DNA™	FERRARRA®	TUX	VASARI®	VIGNETTE™	
Wood																										
Natural Wood species and Flintwood reconstituted wood veneer are available in a variety of natural finishes and wood veneer coordinate stains to match with Teknion desking and systems. Variation of color, grain and texture is natural.																										
Flintwood Colors on Maple																										
Walnut Tone	KU																									
Veneer 2 Colors on Maple and Beech																										
Medium Dark Cherry	UK																									
Dark Brown Cherry	UM																									
Walnut on Cherry	UN																									
Veneer 3 Colors on Maple and Beech																										
Natural Maple	MP																									
Windsor Cherry	WW																									
Dark Cherry	WJ																									
Veneer 4 Colors on Maple and Beech																										
Sierra	DV																									
Cocoa Brown	DY																									
Truffle	DZ																									
Nami Wood Stain Colors on Beech																										
Manila	BV																									
Ginger	BY																									
Clove	BW																									
Tobacco	BX																									

## listings &amp; application matrices

## SIDE PANEL FINISHES

<div><div></div> Available</div> <div><div></div> Not Available</div>		MISC.			WORK CHAIRS											STACKING CHAIRS			
		ALL PEDESTALS W/ SEAT	DISTRICT™ CUSHION	QUILTED SCREEN	AROUND	ESSA	NUOVA CONTESSA	PROJEK™	SABRINA	SAVERA®	SAVERA XL	SAVERA STOOL	TONE	VARIABLE	VISIO	NAMI®	NAMI® 3D WOOD	VARIABLE	VOLUME™
Foundation Laminate																			
Solid																			
Very White	RV																		
Storm White	LW																		
Crisp Grey	2T																		
Sand	2U																		
Earth	2V																		
Slate	2W																		
Wood Print																			
Maple	YM																		
Anigre	YA																		
Cherry	YH																		
Royal Cherry	YR																		
Espresso Reflect	RN																		
Walnut Cathedralgrain	RQ																		
Stainless	XJ																		
Mercurial Walnut	2A																		
Java Walnut	2B																		
Urban Walnut	2C																		
Choice Maple	2D																		
Estate Cherry	2E																		
Campus Oak	2F																		
Flax Reflect	2J																		
Pecan Reflect	2K																		
Cocoa Brown Reflect	2N																		
Sycamore Reflect	2P																		
Abstract																			
White Matrix	MW																		
Mushroom Parchment	RD																		
Birch Parchment	RB																		
Light Grey Crosshatch	6L																		
Blond Crosshatch	6M																		
Taupe Crosshatch	6N																		
Dark Grey Crosshatch	6P																		
Fog Vapour	6Q																		
Dusk Vapour	6R																		
Shade Vapour	6S																		

## listings &amp; application matrices

## SIDE PANEL FINISHES (Continued)

<div><div></div> Available</div> <div><div></div> Not Available</div>		MULTI-USE CHAIRS												SOFT SEATING											
		ABILITY® SPINNER STOOL	AMICUS (GUEST)	ARNE (NORTH 56)	AROUND (GUEST & CONF.)	CHEZ (NORTH 56)	JUST-US	KUPP	LARU (NORTH 56)	OCCO	SCHALE (NORTH 56)	SICLA (NORTH 56)	SITARA™ (GUEST)	SPROUT	VARIABLE	AEGIS™	BANQS	BELIZE™	BONDS	COLLABORATIVE OTTOMAN	ROUTES	TEKNION DNA™	FERRARRA®	TUX	VASARI®
Foundation Laminate																									
Solid																									
Very White	RV																								
Storm White	LW																								
Crisp Grey	2T																								
Sand	2U																								
Earth	2V																								
Slate	2W																								
Wood Print																									
Maple	YM																								
Anigre	YA																								
Cherry	YH																								
Royal Cherry	YR																								
Espresso Reflect	RN																								
Walnut Cathedralgrain	RQ																								
Stainless	XJ																								
Mercurial Walnut	2A																								
Java Walnut	2B																								
Urban Walnut	2C																								
Choice Maple	2D																								
Estate Cherry	2E																								
Campus Oak	2F																								
Flax Reflect	2J																								
Pecan Reflect	2K																								
Cocoa Brown Reflect	2N																								
Sycamore Reflect	2P																								
Abstract																									
White Matrix	MW																								
Mushroom Parchment	RD																								
Birch Parchment	RB																								
Light Grey Crosshatch	6L																								
Blond Crosshatch	6M																								
Taupe Crosshatch	6N																								
Dark Grey Crosshatch	6P																								
Fog Vapour	6Q																								
Dusk Vapour	6R																								
Shade Vapour	6S																								

## listings &amp; application matrices

## TABLE FINISHES

<div><div></div> Available</div> <div><div></div> Not Available</div>	MISC.			WORK CHAIRS										STACKING CHAIRS				
	ALL PEDESTALS W/ SEAT	DISTRICT™ CUSHION	QUILTED SCREEN	AROUND	ESSA	NUOVA CONTESSA	PROJEK™	SABRINA	SAVERA®	SAVERA XL	SAVERA STOOL	TONE	VARIABLE	VISIO	NAMI®	NAMI® 3D WOOD	VARIABLE	VOLUME™
Source Laminate																		
Source Laminates are low pressure laminates (LPL) that are color matched to various Teknion finish categories including Foundation paint colors, Foundation Laminates and Edge Trims. They can be used on both horizontal and vertical surfaces. While significant improvements have been made to align color and textures between high pressure laminates and low pressure laminates materials, there may be slight variations. Please refer to actual samples.																		
Solid																		
Very White	X G																	
Storm White	X S																	
Granite	L Y																	
Ebony	L E																	
Atrium White	3 G																	
Soft Gris	3 H																	
Greystone	3 S																	
Crisp Grey	3 T																	
Sand	3 U																	
Earth	3 V																	
Wood Print																		
Royal Cherry	X R																	
Espresso Reflect	X K																	
Walnut Cathedralgrain	X Q																	
Stainless	X J																	
Mercurial Walnut	3 A																	
Java Walnut	3 B																	
Urban Walnut	3 C																	
Choice Maple	3 D																	
Estate Cherry	3 E																	
Campus Oak	3 F																	
Flax Reflect	3 J																	
Pecan Reflect	3 K																	
Coastal Elm	3 L																	
Provincial Oak	3 M																	
Cocoa Brown Reflect	3 N																	
Sycamore Reflect	3 P																	
Ivory Birch	3 X																	

## listings &amp; application matrices

TABLE FINISHES (Continued)

<div><div></div> Available</div> <div><div></div> Not Available</div>	MULTI-USE CHAIRS														SOFT SEATING										
	ABILITY® SPINNER STOOL	AMICUS (GUEST)	ARNE (NORTH 56)	AROUND (GUEST & CONF.)	CHEZ (NORTH 56)	JUST-US	KUPP	LARU (NORTH 56)	OCCO	SCHALE (NORTH 56)	SICLA (NORTH 56)	SITARA™ (GUEST)	SPROUT	VARIABLE	AEGIS™	BANQS	BELIZE™	BONDS	COLLABORATIVE OTTOMAN	ROUTES	TEKNION DNA™	FERRARRA®	TUX	VASARI®	VIGNETTE™
Source Laminate																									
<i>Source Laminates are low pressure laminates (LPL) that are color matched to various Teknion finish categories including Foundation paint colors, Foundation Laminates and Edge Trims. They can be used on both horizontal and vertical surfaces. While significant improvements have been made to align color and textures between high pressure laminates and low pressure laminates materials, there may be slight variations. Please refer to actual samples.</i>																									
Solid																									
Very White	X G																								
Storm White	X S																								
Granite	L Y																								
Ebony	L E																								
Atrium White	3 G																								
Soft Gris	3 H																								
Greystone	3 S																								
Crisp Grey	3 T																								
Sand	3 U																								
Earth	3 V																								
Wood Print																									
Royal Cherry	X R																								
Espresso Reflect	X K																								
Walnut Cathedralgrain	X Q																								
Stainless	X J																								
Mercurial Walnut	3 A																								
Java Walnut	3 B																								
Urban Walnut	3 C																								
Choice Maple	3 D																								
Estate Cherry	3 E																								
Campus Oak	3 F																								
Flax Reflect	3 J																								
Pecan Reflect	3 K																								
Coastal Elm	3 L																								
Provincial Oak	3 M																								
Cocoa Brown Reflect	3 N																								
Sycamore Reflect	3 P																								
Ivory Birch	3 X																								

## listings &amp; application matrices

## TABLE FINISHES

<div><div></div> Available</div> <div><div></div> Not Available</div>		MISC.			WORK CHAIRS										STACKING CHAIRS			
		ALL PEDESTALS W/ SEAT	DISTRICT™ CUSHION	QUILTED SCREEN	AROUND	ESSA	NUOVA CONTESSA	PROJEK™	SABRINA	SAVERA®	SAVERA XL	SAVERA STOOL	TONE	VARIABLE	VISIO	NAMI®	NAMI® 3D WOOD	VARIABLE
Compact Laminate																		
Compact Laminate has a distinct black edge and offers the performance characteristics of high-pressure plastic laminates (HPL).																		
Very White	N5																	
Storm White	N6																	
Ebony	N9																	
Crisp Grey	9L																	
Sand	9M																	
Foundation Laminate																		
Foundation Laminates are high pressure laminates (HPL) that are offered in solid color, abstract patterns and wood prints. The Reflect collection is designed to coordinate with Flintwood colors and not intended to be a direct color match. Surface finishes differ from each laminate as different top coats have been selected to best enhance the appearance of color. While significant improvements have been made to align color and textiles between high-pressure laminates and low pressure laminates materials, there may be slight variations. Please refer to actual samples.																		
Solid																		
Very White	RV																	
Storm White	LW																	
Atrium White	2G																	
Soft Gris	2H																	
Crisp Grey	2T																	
Sand	2U																	
Earth	2V																	
Wood Print																		
Royal Cherry	YR																	
Espresso Reflect	RN																	
Walnut Cathedralgrain	RQ																	
Stainless	JG																	
Mercurial Walnut	2A																	
Java Walnut	2B																	
Urban Walnut	2C																	
Choice Maple	2D																	
Estate Cherry	2E																	
Campus Oak	2F																	
Flax Reflect	2J																	
Pecan Reflect	2K																	
Coastal Elm	2L																	
Provincial Oak	2M																	
Cocoa Brown Reflect	2N																	
Sycamore Reflect	2P																	
Ivory Birch	2X																	



## listings &amp; application matrices

TABLE FINISHES (Continued)

<div><div></div> Available</div> <div><div></div> Not Available</div>		MULTI-USE CHAIRS												SOFT SEATING											
		ABILITY® SPINNER STOOL	AMICUS (GUEST)	ARNE (NORTH 56)	AROUND (GUEST & CONF.)	CHEZ (NORTH 56)	JUST-US	KUPP	LARU (NORTH 56)	OCCO	SCHALE (NORTH 56)	SICLA (NORTH 56)	SITARA™ (GUEST)	SPROUT	VARIABLE	AEGIS™	BANQS	BELIZE™	BONDS	COLLABORATIVE OTTOMAN	ROUTES	TEKNION DNA™	FERRARRA®	TUX	VASARI®
Compact Laminate																									
Compact Laminate has a distinct black edge and offers the performance characteristics of high-pressure plastic laminates (HPL).																									
Very White	N5																								
Storm White	N6																								
Ebony	N9																								
Crisp Grey	9L																								
Sand	9M																								
Foundation Laminate																									
Foundation Laminates are high pressure laminates (HPL) that are offered in solid color, abstract patterns and wood prints. The Reflect collection is designed to coordinate with Flintwood colors and not intended to be a direct color match. Surface finishes differ from each laminate as different top coats have been selected to best enhance the appearance of color. While significant improvements have been made to align color and textiles between high-pressure laminates and low pressure laminates materials, there may be slight variations. Please refer to actual samples.																									
Solid																									
Very White	RV																								
Storm White	LW																								
Atrium White	2G																								
Soft Gris	2H																								
Crisp Grey	2T																								
Sand	2U																								
Earth	2V																								
Wood Print																									
Royal Cherry	YR																								
Espresso Reflect	RN																								
Walnut Cathedralgrain	RQ																								
Stainless	JG																								
Mercurial Walnut	2A																								
Java Walnut	2B																								
Urban Walnut	2C																								
Choice Maple	2D																								
Estate Cherry	2E																								
Campus Oak	2F																								
Flax Reflect	2J																								
Pecan Reflect	2K																								
Coastal Elm	2L																								
Provincial Oak	2M																								
Cocoa Brown Reflect	2N																								
Sycamore Reflect	2P																								
Ivory Birch	2X																								

TABLE FINISHES (Continued)

<div><div></div> Available</div> <div><div></div> Not Available</div>		MISC.			WORK CHAIRS										STACKING CHAIRS			
		ALL PEDESTALS W/ SEAT	DISTRICT™ CUSHION	QUILTED SCREEN	AROUND	ESSA	NUOVA CONTESSA	PROJEK™	SABRINA	SAVERA®	SAVERA XL	SAVERA STOOL	TONE	VARIABLE	VISIO	NAMI®	NAMI® 3D WOOD	VARIABLE
Foundation Laminate (continued)																		
Abstract																		
Heather Grey	DN																	
Striate White	DQ																	
Striate Charcoal	DR																	
White Matrix	MW																	
Mushroom Parchment	RD																	
Birch Parchment	RB																	
Light Grey Crosshatch	6L																	
Blond Crosshatch	6M																	
Fog Vapour	6Q																	
Zones Exclusive																		
Greystone Beech	2Q																	
Natural Beech	2R																	
Greystone	2S																	


## listings &amp; application matrices

TABLE FINISHES (Continued)

<div><div></div> Available</div> <div><div></div> Not Available</div>		MULTI-USE CHAIRS														SOFT SEATING											
		ABILITY® SPINNER STOOL	AMICUS (GUEST)	ARNE (NORTH 56)	AROUND (GUEST & CONE.)	CHEZ (NORTH 56)	JUST-US	KUPP	LARU (NORTH 56)	OCCO	SCHALE (NORTH 56)	SICLA (NORTH 56)	SITARA™ (GUEST)	SPROUT	VARIABLE	AEGIS™	BANQS	BELIZE™	BONDS	COLLABORATIVE OTTOMAN	ROUTES	TEKNION DNA™	FERRARRA®	TUX	VASARI®	VIGNETTE™	
Foundation Laminate (Continued)																											
Abstract																											
Heather Grey	DN																										
Striate White	DQ																										
Striate Charcoal	DR																										
White Matrix	MW																										
Mushroom Parchment	RD																										
Birch Parchment	RB																										
Light Grey Crosshatch	6L																										
Blond Crosshatch	6M																										
Fog Vapour	6Q																										
Zones Exclusive																											
Greystone Beech	2Q																										
Natural Beech	2R																										
Greystone	2S																										

## listings &amp; application matrices

TABLE FINISHES (Continued)


<div><div></div> Available</div> <div><div></div> Not Available</div>		MISC.			WORK CHAIRS											STACKING CHAIRS			
		ALL PEDESTALS W/ SEAT	DISTRICT™ CUSHION	QUILTED SCREEN	AROUND	ESSA	NUOVA CONTESSA	PROJEK™	SABRINA	SAVERA®	SAVERA XL	SAVERA STOOL	TONE	VARIABLE	VISIO	NAMI®	NAMI® 3D WOOD	VARIABLE	VOLUME™
Flintwood 																			
Alcohol-based and NGR stains are hand wiped on solid maple frames, and enhanced by shading and toning to achieve the perfect color as well as color compatibility. Spray sealers are followed by polyurethane topcoats.																			
Standard																			
Blonde Maple	VZ																		
Flax	FX																		
Natural Pecan	FN																		
Sycamore	VA																		
Medium Sycamore	FM																		
Chianti	FC																		
Dark Walnut	FD																		
Black Walnut	VB																		
White Oak	5N																		
Poppy Seed	5P																		
Harvest Cherry	5Q																		
Earl Grey	5R																		
Silverwash	5S																		
White Truffle	5T																		
Caraway	5V																		
Drift Oak	5W																		
Classic Walnut	5Z																		
Cathedral																			
Walnut	VT																		
Raw Umber	5U																		
Dark Henna	5X																		
Black Timber	5Y																		



Environmental Friendly Finish. For information about Sustainable Properties, please see the Specification and Environmental Data pages in the front of this guide.

## listings &amp; application matrices

TABLE FINISHES (Continued)


<div><div></div> Available</div> <div><div></div> Not Available</div>		MULTI-USE CHAIRS												SOFT SEATING												
		ABILITY® SPINNER STOOL	AMICUS (GUEST)	ARNE (NORTH 56)	AROUND (GUEST & CONF.)	CHEZ (NORTH 56)	JUST-US	KUPP	LARU (NORTH 56)	OCCO	SCHALE (NORTH 56)	SICLA (NORTH 56)	SITARA™ (GUEST)	SPROUT	VARIABLE	AEGIS™	BANQS	BELIZE™	BONDS	COLLABORATIVE OTTOMAN	ROUTES	TEKNION DNA™	FERRARRA®	TUX	VASARI®	VIGNETTE™
Flintwood 																										
Alcohol-based and NGR stains are hand wiped on solid maple frames, and enhanced by shading and toning to achieve the perfect color as well as color compatibility. Spray sealers are followed by polyurethane topcoats.																										
Standard																										
Blonde Maple	VZ																									
Flax	FX																									
Natural Pecan	FN																									
Sycamore	VA																									
Medium Sycamore	FM																									
Chianti	FC																									
Dark Walnut	FD																									
Black Walnut	VB																									
White Oak	5N																									
Poppy Seed	5P																									
Harvest Cherry	5Q																									
Earl Grey	5R																									
Silverwash	5S																									
White Truffle	5T																									
Caraway	5V																									
Drift Oak	5W																									
Classic Walnut	5Z																									
Cathedral																										
Walnut	VT																									
Raw Umber	5U																									
Dark Henna	5X																									
Black Timber	5Y																									



Environmental Friendly Finish. For information about Sustainable Properties, please see the Specification and Environmental Data pages in the front of this guide.

## listings &amp; application matrices

TABLE FINISHES (Continued)


<div><div></div> Available</div> <div><div></div> Not Available</div>	MISC.			WORK CHAIRS											STACKING CHAIRS			
	ALL PEDESTALS W/ SEAT	DISTRICT™ CUSHION	QUILTED SCREEN	AROUND	ESSA	NUOVA CONTESSA	PROJEK™	SABRINA	SAVERA®	SAVERA XL	SAVERA STOOL	TONE	VARIABLE	VISIO	NAMI®	NAMI® 3D WOOD	VARIABLE	VOLUME™
Natural Veneer 																		
Veneer 2																		
Medium Dark Cherry	UK																	
Dark Brown Cherry	UM																	
Walnut on Cherry	UN																	
Veneer 3																		
Natural Maple	MP																	
Windsor Cherry	WW																	
Dark Cherry	WJ																	
Veneer 4																		
Sierra	DV																	
Cocoa Brown	DY																	
Truffle	DZ																	
Rift White Oak	VE																	
Desert Fawn	VF																	
Malabar	VH																	
Bistre	VJ																	
Sisal	VM																	
Brindle	VN																	
Chai	VP																	
Wood Stain Colors on Beech																		
Manila	BV																	
Ginger	BY																	
Clove	BW																	
Tobacco	BX																	



Environmental Friendly Finish. For information about Sustainable Properties, please see the Specification and Environmental Data pages in the front of this guide

## listings &amp; application matrices

TABLE FINISHES (Continued)

<div><div></div> Available</div> <div><div></div> Not Available</div>		MULTI-USE CHAIRS												SOFT SEATING												
		ABILITY® SPINNER STOOL	AMICUS (GUEST)	ARNE (NORTH 56)	AROUND (GUEST & CONF.)	CHEZ (NORTH 56)	JUST-US	KUPP	LARU (NORTH 56)	OCCO	SCHALE (NORTH 56)	SICLA (NORTH 56)	SITARA™ (GUEST)	SPROUT	VARIABLE	AEGIS™	BANQS	BELIZE™	BONDS	COLLABORATIVE OTTOMAN	ROUTES	TEKNION DNA™	FERRARRA®	TUX	VASARI®	VIGNETTE™
Natural Veneer 																										
Veneer 2																										
Medium Dark Cherry	UK																									
Dark Brown Cherry	UM																									
Walnut on Cherry	UN																									
Veneer 3																										
Natural Maple	MP																									
Windsor Cherry	WW																									
Dark Cherry	WJ																									
Veneer 4																										
Sierra	DV																									
Cocoa Brown	DY																									
Truffle	DZ																									
Rift White Oak	VE																									
Desert Fawn	VF																									
Malabar	VH																									
Bistre	VJ																									
Sisal	VM																									
Brindle	VN																									
Chai	VP																									
Wood Stain Colors on Beech																										
Manila	BV																									
Ginger	BY																									
Clove	BW																									
Tobacco	BX																									



Environmental Friendly Finish. For information about Sustainable Properties, please see the Specification and Environmental Data pages in the front of this guide.

## listings &amp; application matrices

TABLE FINISHES (Continued)

<div><div></div> Available</div> <div><div></div> Not Available</div>		MISC.			WORK CHAIRS											STACKING CHAIRS			
		ALL PEDESTALS W/ SEAT	DISTRICT™ CUSHION	QUILTED SCREEN	AROUND	ESSA	NUOVA CONTESSA	PROJEK™	SABRINA	SAVERA®	SAVERA XL	SAVERA STOOL	TONE	VARIABLE	VISIO	NAMI®	NAMI® 3D WOOD	VARIABLE	VOLUME™
Edge Trim Style																			
Slim Trim	1																		
Slim Trim FM	A																		
Bullnose Trim	2																		
Straight Trim	6																		
Flat Trim	8																		
Eased Trim	F																		
Full Knife	H																		
Aluminum Acrylic																			
Flat	8																		
Full Knife	H																		
Flintwood																			
Bullnose Trim	3																		
Slim Trim	4																		
Waterfall Trim	5																		
Straight Trim	7																		
Flat Trim	9																		
Full Knife	H																		
Natural Veneer																			
Solid Eased Edge	E																		
Solid Full Knife Edge	X																		
Flat Edge	9 / G																		
Full Knife Edge	H																		
Butterfly	B																		
Reed	R																		
Solid Surface																			
Solid Surface, has a smooth satiny feel with an incorporated edge. It is made from 100% acrylic-based surface that is low-maintenance and easy to clean.																			
White	MR																		
Marble																			
Carrara Marble is an elegant, natural material found in classic architecture and modernist design. marble is a natural material, color and marks will vary.																			
Carrara	MQ																		



## listings &amp; application matrices

TABLE FINISHES (Continued)

<div><div></div> Available</div> <div><div></div> Not Available</div>		MULTI-USE CHAIRS														SOFT SEATING											
		ABILITY® SPINNER STOOL	AMICUS (GUEST)	ARNE (NORTH 56)	AROUND (GUEST & CONF.)	CHEZ (NORTH 56)	JUST-US	KUPP	LARU (NORTH 56)	OCCO	SCHALE (NORTH 56)	SICLA (NORTH 56)	SITARA™ (GUEST)	SPROUT	VARIABLE	AEGIS™	BANQS	BELIZE™	BONDS	COLLABORATIVE OTTOMAN	ROUTES	TEKNION DNA™	FERRARRA®	TUX	VASARI®	VIGNETTE™	
Edge Trim Style																											
Slim Trim	1																										
Slim Trim FM	A																										
Bullnose Trim	2																										
Straight Trim	6																										
Flat Trim	8																										
Eased Trim	F																										
Full Knife	H																										
Aluminum Acrylic																											
Flat	8																										
Full Knife	H																										
Flintwood																											
Bullnose Trim	3																										
Slim Trim	4																										
Waterfall Trim	5																										
Straight Trim	7																										
Flat Trim	9																										
Full Knife	H																										
Natural Veneer																											
Solid Eased Edge	E																										
Solid Full Knife Edge	X																										
Flat Edge	9 / G																										
Full Knife Edge	H																										
Butterfly	B																										
Reed	R																										
Solid Surface																											
Solid Surface, has a smooth satiny feel with an incorporated edge. It is made from 100% acrylic-based surface that is low-maintenance and easy to clean.																											
White	MR																										
Marble																											
Carrara Marble is an elegant, natural material found in classic architecture and modernist design. marble is a natural material, color and marks will vary.																											
Carrara	MQ																										

## listings &amp; application matrices

TABLE FINISHES (Continued)

<div><div></div> Available</div> <div><div></div> Not Available</div>		MISC.			WORK CHAIRS										STACKING CHAIRS				
		ALL PEDESTALS W/ SEAT	DISTRICT™ CUSHION	QUILTED SCREEN	AROUND	ESSA	NUOVA CONTESSA	PROJEK™	SABRINA	SAVERA®	SAVERA XL	SAVERA STOOL	TONE	VARIABLE	VISTO	NAMI®	NAMI® 3D WOOD	VARIABLE	VOLUME™
Leather - LA																			
Base Grade Leather																			
White	L215																		
Shale	L101																		
Chocolate	L204																		
Chime	L205																		
Fossil	L206																		
Buttercup	L214																		
Poppy	L210																		
Parlor	L211																		
Marine	L212																		
Black	L104																		
Sand	L200																		
Leather - LB																			
Merus																			
Teak	L110																		
White Birch	L111																		
Beechwood	L112																		
Parchment	L113																		
Almond Shell	L114																		
Mesquite	L115																		
Juniper	L116																		
Smoke	L117																		
Hopi	L118																		
Crushed Bark	L119																		
Root	L120																		
Charred	L121																		
Mulberry	L122																		
Black Truffle	L123																		

## listings &amp; application matrices

TABLE FINISHES (Continued)

<div><div></div> Available</div> <div><div></div> Not Available</div>		MULTI-USE CHAIRS													SOFT SEATING												
		ABILITY® SPINNER STOOL	AMICUS (GUEST)	ARNE (NORTH 56)	AROUND (GUEST & CONF.)	CHEZ (NORTH 56)	JUST-US	KUPP	LARU (NORTH 56)	OCCO	SCHALE (NORTH 56)	SICLA (NORTH 56)	SITARA™ (GUEST)	SPROUT	VARIABLE	AEGIS™	BANQS	BELIZE™	BONDS	COLLABORATIVE OTTOMAN	ROUTES	TEKNION DNA™	FERRARRA®	TUX	VASARI®	VIGNETTE™	
Leather - LA																											
Base Grade Leather																											
White	L215																										
Shale	L101																										
Chocolate	L204																										
Chime	L205																										
Fossil	L206																										
Buttercup	L214																										
Poppy	L210																										
Parlor	L211																										
Marine	L212																										
Black	L104																										
Sand	L200																										
Leather - LB																											
Merus																											
Teak	L110																										
White Birch	L111																										
Beechwood	L112																										
Parchment	L113																										
Almond Shell	L114																										
Mesquite	L115																										
Juniper	L116																										
Smoke	L117																										
Hopi	L118																										
Crushed Bark	L119																										
Root	L120																										
Charred	L121																										
Mulberry	L122																										
Black Truffle	L123																										

## listings &amp; application matrices

TABLE FINISHES (Continued)

<div><div></div> Available</div> <div><div></div> Not Available</div>		MISC.			WORK CHAIRS												STACKING CHAIRS			
		ALL PEDESTALS W/ SEAT	DISTRICT™ CUSHION	QUILTED SCREEN	AROUND	ESSA	NUOVA CONTESSA	PROJEK™	SABRINA	SAVERA®	SAVERA XL	SAVERA STOOL	TONE	VARIABLE	VISIO	NAMI®	NAMI® 3D WOOD	VARIABLE	VOLUME™	
Leather - LC																				
Pela																				
Clove	L216																			
White Clay	L217																			
Chamois	L218																			
Buckwheat	L220																			
Hemlock	L221																			
Fern	L222																			
Cerulean	L226																			
Marigold	L227																			
Pomegranate	L228																			
Cordon	L229																			
Black Cherry	L230																			
Paprika	L231																			
Nightshade	L232																			
Morel	L233																			
Russet	L234																			
Carbon	L235																			
Pitch	L236																			
Leather - LD																				
Fortis																				
Canyon	L310																			
Bone	L311																			
Brick	L312																			
Terra	L313																			
Nugget	L314																			
Oxtail	L315																			
Black Rock	L316																			

## ACCESSORY FINISHES

<b>Coat Hanger/Headrest</b>																			
Ebony	52																		
Grey	30																		
Very White	8C																		
<b>Bookrack</b>																			
Ebony	E/52																		
Chrome	C/C6																		

## listings &amp; application matrices

TABLE FINISHES (Continued)

<div><div></div> Available</div> <div><div></div> Not Available</div>		MULTI-USE CHAIRS														SOFT SEATING											
		ABILITY® SPINNER STOOL	AMICUS (GUEST)	ARNE (NORTH 56)	AROUND (GUEST & CONF.)	CHEZ (NORTH 56)	JUST-US	KUPP	LARU (NORTH 56)	OCCO	SCHALE (NORTH 56)	SICLA (NORTH 56)	SITARA™ (GUEST)	SPROUT	VARIABLE	AEGIS™	BANQS	BELIZE™	BONDS	COLLABORATIVE OTTOMAN	ROUTES	TEKNION DNA™	FERRARRA®	TUX	VASARI®	VIGNETTE™	
Leather - LC																											
Pela																											
Clove	L216																										
White Clay	L217																										
Chamois	L218																										
Buckwheat	L220																										
Hemlock	L221																										
Fern	L222																										
Cerulean	L226																										
Marigold	L227																										
Pomegranate	L228																										
Cordon	L229																										
Black Cherry	L230																										
Paprika	L231																										
Nightshade	L232																										
Morel	L233																										
Russet	L234																										
Carbon	L235																										
Pitch	L236																										
Leather - LD																											
Fortis																											
Canyon	L310																										
Bone	L311																										
Brick	L312																										
Terra	L313																										
Nugget	L314																										
Oxtail	L315																										
Black Rock	L316																										

ACCESSORY FINISHES (Continued)

<b>Coat Hanger/Headrest</b>																									
Ebony	52																								
Grey	30																								
Very White	8C																								
<b>Bookrack</b>																									
Ebony	E / 52																								
Chrome	C / C6																								