

Desks	L-Shaped Desks		Modular Desks								
	RUDR	RURR	B Bow R Rectangular RDAR	RDRR	RDRS	RDRD	RDFS	RDFD	RVSS		
Spine Desks											
	RMSRL	RMSL	RMSDL	RMSL	RMSL	RMSL	RMSL	RMSL	RMSL	RMSL	RMSL
Desk Accessories											
	RDML	RDML	RDML	RDML	RDML	RDML	RDML	RDML	RDML	RDML	RDML
Columns & Screens											
	RPSC	RPCE	RPSF	RPAJ	RYEF	RYEG	RYSF	RYSG	RYCE		
Countertops											
	RCSC	RCSC	RCSC	RCSC	RCSC	RCSC	RCSC	RCSC	RCSC	RCSC	RCSC



**R SEDS**  
S Single-Sided  
Shared L Left R Right (Shown)

**R SEHD**  
S Single-Sided  
Shared L Left R Right (Shown)

**R SE00**  
S Single-Sided  
Shared L Left R Right (Shown)

**R OCC**  
C Column-Mounted W Wall-Mounted

**R OCHG**  
C Column-Mounted W Wall-Mounted

**ROCF**  
C Column-Mounted W Wall-Mounted

**ROCML**  
C Column-Mounted W Wall-Mounted

**ROCMF**  
C Column-Mounted W Wall-Mounted

**R ORL**  
C Column-Mounted W Wall-Mounted

**R ORML**  
C Column-Mounted W Wall-Mounted

**R ORMF**  
C Column-Mounted W Wall-Mounted

**R OCD**  
C Column-Mounted W Wall-Mounted

**R OCO**  
C Column-Mounted W Wall-Mounted

**ROGF** **ROSL** **ROSM** **ROAR** **RPWT**

Available Glass Finish, if applicable:  
 CL Clear  
 FT Frosted  
 Back-Painted

The diagram illustrates various cabinet configurations and glass finish options. It is organized into two rows of cabinet types, each with a corresponding code, and a legend for glass finishes.

**Row 1 Cabinet Configurations:**

- S Single-Sided:** A single cabinet with one side.
- L Left / R Right (Shown):** Two cabinets, one with the left side and one with the right side.
- D Shared:** A single cabinet with both sides.
- Codes:** R S C L D

**Row 2 Cabinet Configurations:**

- S Single-Sided:** A single cabinet with one side.
- L Left / R Right (Shown):** Two cabinets, one with the left side and one with the right side.
- D Shared:** A single cabinet with both sides.
- Codes:** R S C O D

**Row 3 Cabinet Configurations:**

- S Single-Sided:** A single cabinet with one side.
- L Left / R Right (Shown):** Two cabinets, one with the left side and one with the right side.
- D Shared:** A single cabinet with both sides.
- Codes:** R S C L L

**Row 4 Cabinet Configurations:**

- S Single-Sided:** A single cabinet with one side.
- L Left / R Right (Shown):** Two cabinets, one with the left side and one with the right side.
- D Shared:** A single cabinet with both sides.
- Codes:** R S C O L

**Row 5 Cabinet Configurations:**

- S Single-Sided:** A single cabinet with one side.
- L Left / R Right (Shown):** Two cabinets, one with the left side and one with the right side.
- D Shared:** A single cabinet with both sides.
- Codes:** R S C S S

**Row 6 Cabinet Configurations:**

- S Single-Sided:** A single cabinet with one side.
- L Left / R Right (Shown):** Two cabinets, one with the left side and one with the right side.
- D Shared:** A single cabinet with both sides.
- Codes:** R S C O S

**Row 7 Cabinet Configurations:**

- S Single-Sided:** A single cabinet with one side.
- L Left / R Right (Shown):** Two cabinets, one with the left side and one with the right side.
- D Shared:** A single cabinet with both sides.
- Codes:** R S C M D

**Row 8 Cabinet Configurations:**

- S Single-Sided:** A single cabinet with one side.
- L Left / R Right (Shown):** Two cabinets, one with the left side and one with the right side.
- D Shared:** A single cabinet with both sides.
- Codes:** R S S C



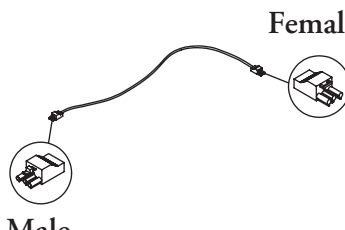
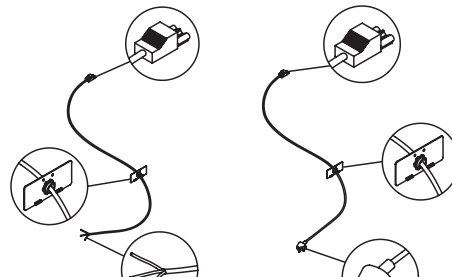
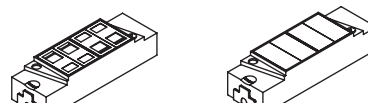
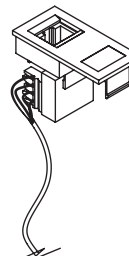
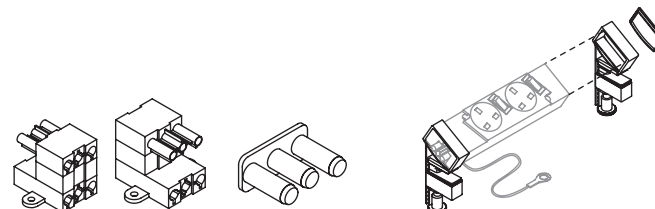
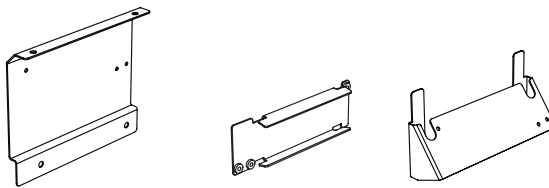
**Glass Finish Legend:**

- Available Glass Finish, if applicable:**
  - C L Clear:** Clear glass finish.
  - F T Frosted:** Frosted glass finish.
  - Back-Painted:** Back-painted glass finish.

[illegible]

							M Modular Desk	S Spine Desk			N No Power or Data Access	D With Data Access and No Power	P With Power and Data Access
RLED	RLYTU	RLWT	RLUDB	RLPP	RLDCC	RLDMC	RLDU		RLCU	RLDSB	RLDEC		
M Modular Desk	M Modular Desk	M Modular Desk	M Modular Desk – A Adjacent Power Pos. C Centered Power Pos. O Opposite Power Pos.	M Modular Desk – A Adjacent Power Pos. C Centered Power Pos. O Opposite Power Pos.	M Modular Desk – A Adjacent Power Pos. C Centered Power Pos. O Opposite Power Pos.	M Modular Desk – A Adjacent Power Pos. C Centered Power Pos. O Opposite Power Pos.							
SD Spine Desk	SD Spine Desk												
RDLS	RLDC	RLDB	RLBS	RLDF	RLSP	RLSD	RLPS						
								Ceiling Feed Application	Base Feed Application				
											A Access Door		
								1 Desking Column	2 Desking Gable	3 Desking Worksurface			
								RAG			RAGC	RAWPC	

International Electrics

																	
2	Two Outlets	4	Four Outlets		Male		H Hard Wire	P Plug	SSSS Four Shutters	BBBB Four Blank Fascias		EB Distribution Block	EC Cover Cap	E6 Desk-Mounted Clips for Outlet Box	D Spine Desk – Shared	M Modular Desk	S Spine Desk – Single-Sided
VED				VCC		VEP		VVD		VDO	VAC			RLI_B			