

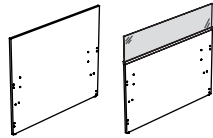
## Section – Columns & Screens

RPSBL (S) – 1" Floor Screen – Back Connection (Spine Desks)

RPSBG (S) – 1" Floor Screen with Glass – Back Connection (Spine Desks)

No. **1800**

### Product


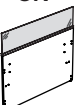


**RPSBL RPSBG**

### TOOLS REQUIRED:

Cross or Square Drive #3

### RPSBL and RPSBG - Part / Product Identification and What's Included

		Back Connection for Spine Desks only		
		RPSBL	RPSBG	
Ref.	Illustration	Quantity		Kit No. / Applicable
A	 1" Floor Screen – Back Connection C05-61036 (S)	1		X80-61304 (1x) or X80-61305 (1x) or X80-61306 (1x) or X80-61307 (1x) or X80-61308 (1x) or X80-61309 (1x)
	OR  1" Floor Screen with Glass – Back Connection N80-61692 (S)		1	

		Kit Description					
		X80-63104 (Extended Both Side App. (26" to 56" w))	X80-61305 (Extended Both Side App. (62" to 86" w))	X80-61306 (Extended 1 Side (25" to 55" w))	X80-61307 (Extended 1 Side (61" to 85" w))	X80-61308 (Flush App. (24" to 54" w))	X80-61309 (Flush App. (60" to 84" w))
Ref.	Illustration	Quantity					
<b>B</b>	Connection Bracket on work surface A15-61711	2	3	2	3	2	3
<b>C</b>	Connection Bracket on Gable A15-61713	2	2	2	2	2	2
<b>D</b>	Bumper 501104	4	4	4	4	4	4
<b>E</b>	#14 – 10 x 3/4" Quadrex Flat Head, W. Screw, Zinc E04-50057	2	2	2	2	2	2
<b>F</b>	#12 x 3/4" Quadrex Pan Hd, W. Screw, Zinc E04-50017	3	3	3	3	3	3
<b>G</b>	1/4" – 20 x 1/2" Quadrex Flat Hd, M. Screw E01-50778	8	8	16	16	16	16
<b>H</b>	Alignment Part A15-61710			2	2	4	4

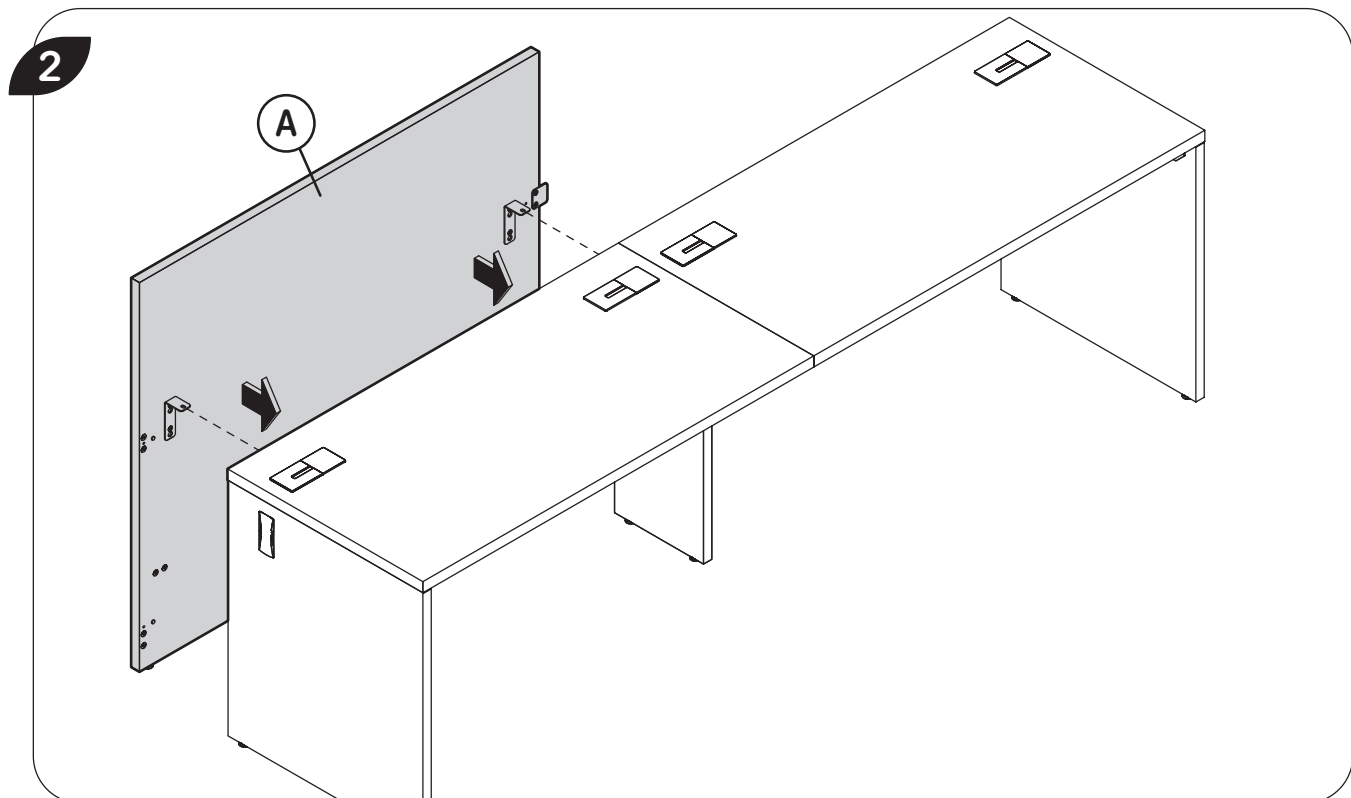
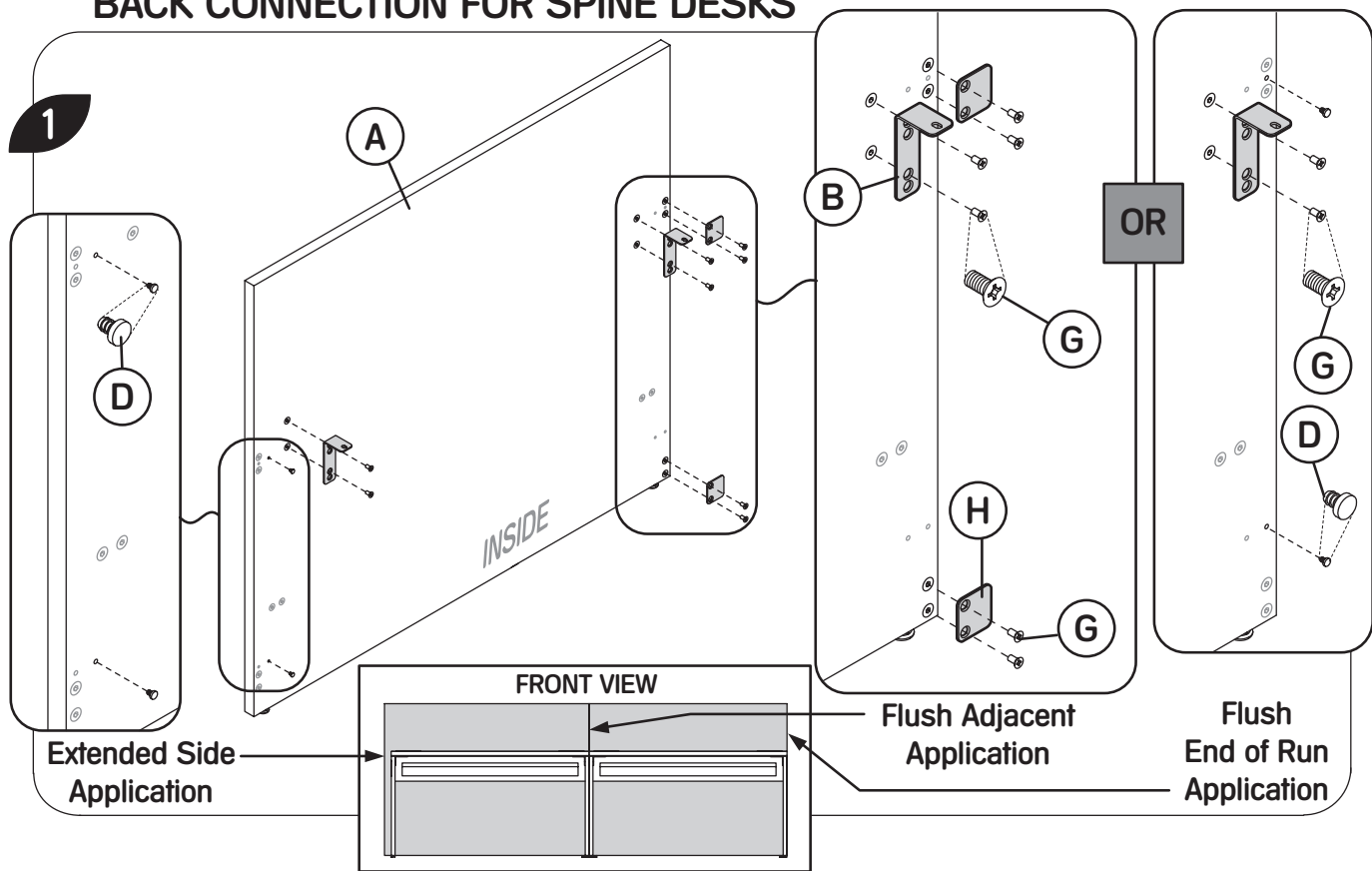
Section – Columns & Screens

RPSBL (S) – 1" Floor Screen – Back Connection (Spine Desks)

RPSBG (S) – 1" Floor Screen with Glass – Back Connection (Spine Desks)

No. 1800

# 1" FLOOR SCREEN INSTALLATION – BACK CONNECTION FOR SPINE DESKS



Section – Columns & Screens

RPSBL (S) – 1" Floor Screen – Back Connection (Spine Desks)

RPSBG (S) – 1" Floor Screen with Glass – Back Connection (Spine Desks)

No. 1800

