

westcoast

price & application guide

09.23.2024



tekunion

update summary

Please be advised that information has been updated within the Westcoast Price & Application Guide. To highlight these updates, a summary has been created for your reference.

revised

Price increase has been incorporated.

Please note, first orders for new products will be accepted on September 23, 2024. All software will also be updated by September 23, 2024. If you have any questions regarding the information enclosed, please contact your Teknion Customer Service Representative.



INDEX 7

APPLICATION GUIDE 11

PRICE & PRODUCT GUIDE 25

Section Contents	Product Code	Page No.
Introduction		
Westcoast Overview		8
General Information		9
Application Guide		
Desks		12
Return and Corner Desks Requiring Shared Support		13
Desks Requiring Shared Support		14
Bridges		16
Credenzas		17
Hutches		18
Storage		20
Edge Details		21
Grommet Location		22
Price Guide		
FREESTANDING DESKS		
Rectangular Desk Shell	ZWDR L	28
Bowtop Desk Shell	ZWDB L	29
Bullet-Shaped Table Desk	ZWDUT	30
P-Shaped Table Desk	ZWDP	31
P-Shaped Corner Unit	ZWDPC	32
Single Fan-Shaped Table Desk	ZWSF	33
Double Fan-Shaped Table Desk	ZWDF	34
Corner Desk	ZWDCD	35
Computer Table	ZWDCT	36
RETURN DESKS		
Return Shell	ZWRL	40
Extended Corner Desk	ZWRE	41
Extended Corner Desk with Keyboard Support	ZWREK	42
BRIDGES		
Bridge Top	ZWB TBN	46
Bridge Top and Modesty	ZWB TB	47
Curved Bridge Top	ZWB TCN	48
Curved Bridge Top and Modesty	ZWB TCB	49
CREDENZAS		
Credenza Shell	ZWCL	52
Combo Credenza	ZWCCP	53
Single Storage Credenza	ZWCSS	54
Double Storage Credenza	ZWCDS	55
Lateral File Credenza	ZWCLF	56
HUTCHES		
Storage Hutch for Credenza	ZWHS	60
Combination Hutch	ZWHM	61
Storage Hutch with Single Opening	ZWHSO	62
Collator for Desk and Credenza	ZWHC	63
Wall Mounted Storage Hutch	ZHHW	64

Section Contents	Product Code	Page No.
RECEPTION UNITS		
Reception Desk	ZWGD	68
Reception Bridge	ZWGB	69
Reception Credenza	ZWGC	70
Reception Return	ZWGR	71
STORAGE		
Under-Worksurface Pedestal	ZSPU	76
Mobile Pedestal	ZSMP	77
Under-Worksurface Storage Cabinet	ZSSU	78
Under-Worksurface Lateral File	ZSLU	79
Under-Worksurface Combo Pedestal	ZSCPU	80
Bookcase	ZWSBK	81
Combination Cabinet	ZWSCC	82
Combination Lateral File	ZWSC L	83
Wardrobe Storage Cabinet	ZWSSC	84
Half Storage Cabinet	ZWSSCH	85
ACCESSORIES		
Desk and Credenza Centre Drawer	ZACD	88
Keyboard Tray	ZAKT	89
Freestanding Paper Storage Unit	ZAFS	90
Grommets	ZAG	91
LIGHTING & ELECTRICS		
Task Light	ZATL	94

westcoast overview

Designed to honor traditional values of quality and craft, the Westcoast collection is characterized by handsome materials and impeccable attention to detail. The series is comprised of modular desks, credenzas, hutches and complementary storage units and tables that combine to create a fully integrated, highly functional work environment. Westcoast captures the classic good looks that lend presence and distinction to any business setting. The series is ideal for the private office where the look of premium quality is required.



GENERAL:

Teknion's Westcoast Collection is a handsomely crafted assembly of office furniture meant to enhance any business environment. Westcoast includes desks, pedestals and credenzas and is available in an extensive selection of premium grade wood veneers and stain colors to complement any style and taste.

All dimensional codes (listed throughout the text and under options) are nominal figures – they are not actual dimensions.

GENERAL CONSTRUCTION:

Worksurfaces

All Westcoast work surfaces are book-matched wood veneers to ensure high aesthetic quality. Westcoast tops are 1 1/2", panel leg gables 1 3/16", and back panels are 3/4" thick. Available in your choice of 3 species of wood. Walnut, maple and cherry in a variety of finish options. All Westcoast tops are embellished in your choice of 5 solid wood edge details.

Edge Detail

Westcoast offers five different edge styles:



Pedestals

Our pedestal drawers are fitted with top quality Accuride hardware - built to last and retain its original performance. Full extension progressive ball bearing slides are on all box drawers. A pencil tray offers the option of a mold injection high impact polymer with convenience compartments in the top box drawer or an upgraded solid maple tray.

Full extension progressive ball bearing Accuride slides on all file drawers are used for maximum efficiency. File drawers in pedestals include suspended file supports that accommodate letter and legal size hanging folders. For added security, a front gang lock is included on all pull out drawers, i.e. pedestals, lateral file drawers, credenza drawers, etc.

Drawer boxes are available in two finishes: 1. Ebony finish constructed of durable black vinyl wrapped high density drawer sides, complete with mitred corner connections. The option of a solid maple finish is available 2. Solid Maple drawer boxes with dove tailed corner connections.

Lateral Files

All lateral file units have one front lock to lock all drawers. Where indicated, units have an interlocking system which will allow only one drawer to be opened at a time. Lateral file units include suspended file supports that accommodate letter and legal size hanging folders.

Hutches

Westcoast hutches operate on concealed hinges that permit a 110° throw and are equipped with a self-closing spring device. Hutches mount on desks, returns, or credenzas without mechanical fasteners; double-sided tape keeps hutches in place. Hutches placed over desks or credenzas will have a total height of 72".

A variety of Teknion fabrics are also available for the tackboards. Please see pricing in this guide. To view fabric samples, please refer to Teknion's Fabrics & Finishes Program guide.

Hardware

Four (4) pull styles are offered on drawers and doors to complement your Westcoast furniture. Metal Arch Pulls are finished in Satin Chrome. The Reverse Contemporary pull and Rectangular pull are finished in Platinum or Ebony (Black). Rectangular pulls are zinc die cast and are available in Ebony and Platinum powder coated finishes. Reverse Contemporary pulls are zinc die cast and steel tubing and are also available in Ebony and Platinum powder coated finishes.

Locks can be added to hinged doors on hutches, credenzas, wardrobes, etc. Locks on drawers are front-mounted. Suite is keyed alike.

Locks are not available on glass doors. Glass doors will include touch latch non-spring hinges.

Glass doors are constructed of a 3/4" thick x 1-5/8" wide anodized aluminum frame and 3mm thick frosted glass.

Levelers are adjustable to 1" high, and comply with ANSI/BIFMA standards for quality construction.

Height-adjustable chromed glides with nylon pads.

Ball bearing Accuride drawer slides used exclusively.

No counterweights are required for storage units.

FABRICS & FINISHES

For a list of finishes with codes available for Westcoast products, please refer to the Wood Casegoods Introduction booklet.

Please refer to Teknion's Fabrics & Finishes Program guide to view finish sample cards and to order individual finish samples.

Custom Wood Stain

For custom wood finishes (ZCCWS) add 676 list per match. This is a one time matching charge. Please refer to the Wood/Casegoods Introduction booklet.

OPTIONS

Lighting/Accessories

In addition to lighting and accessory products offered in this guide, please see Complements: *Teknion's Ergonomics & Accessories Program* for a listing of additional Keyboard Supports & Accessories.

Complements: *Teknion's Ergonomics & Accessories Program* - is designed to organize and personalize the workspace and promote healthy working postures. Complements products integrate with all Teknion furniture and can be applied to complete and enhance individual workstations, group work areas and public spaces.

Grommets

Where applicable, worksurface and modesty grommets and wire trays are available to facilitate all your wire management needs. In the high-tech office environment, these components are a must to maintain a professional look without compromising function!

For some products, the worksurface grommet location can be specified. Please refer to the Accessories portion of this guide for details.

SHIPPING

All desks, return desks, credenzas and bridges are shipped knocked down. All storage units are shipped assembled.

All assembly attachment hardware is included with order.

The dealer is responsible for confirming that product will fit in an elevator or other site access.

application guide

application guide

DESKS12

RETURN & CORNER DESKS REQUIRING SHARED SUPPORT13

DESKS REQUIRING SHARED SUPPORT.14

BRIDGES16

CREDENZAS.17

HUTCHES18

STORAGE.20

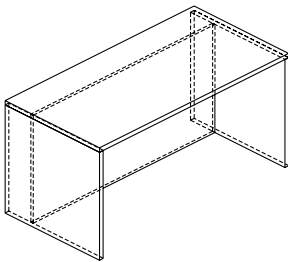
EDGE DETAILS.21

GROMMET LOCATION22

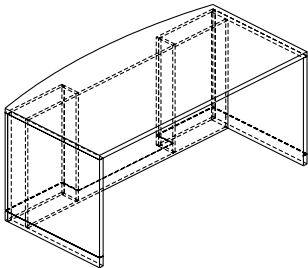
desks

The images below illustrate the available freestanding desk styles.

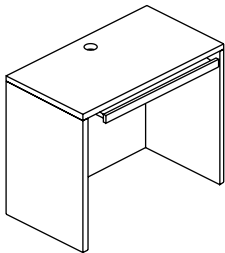
Rectangular, Bowtop and Computer Table can stand alone or they can be used in conjunction with a Bridge or Return Shell



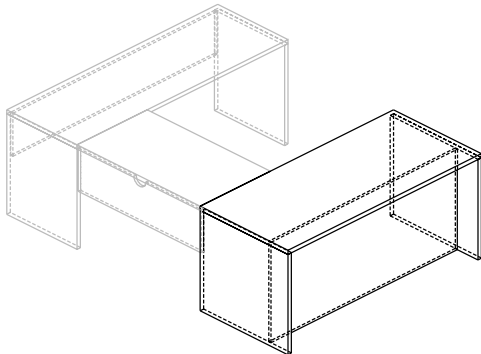
RECTANGULAR DESK SHELL (ZWDRL)
Available with a 28" High Modesty Panel
Only



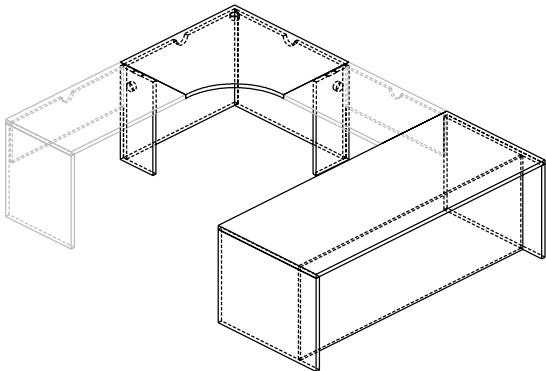
BOWTOP DESK SHELL (ZWDBL)
Available with a 28" High or
Breakfront Modesty Panel (shown)



COMPUTER TABLE (ZWDCT)



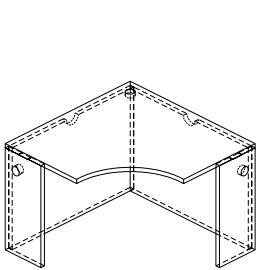
Rectangular Desk Shell used in conjunction with a Bridge Top and 1/2-Height Modesty Panel Back and Credenza Shell with a 1/2-Height Modesty Panel.



Rectangular Desk Shell used in conjunction with a Bridge Top and 1/2-Height Modesty Panel Back, Corner Desk with Curved User Edge and left handed Return Shell with a 1/2-Height Modesty Panel.

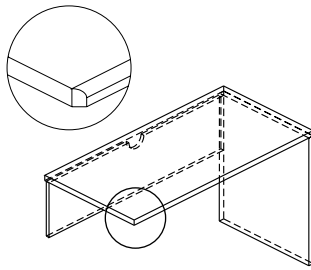
return & corner desks requiring shared support

The images below illustrate Return and Corner Desk styles available that must be used in conjunction with a Bridge, Desk or Return Shell.



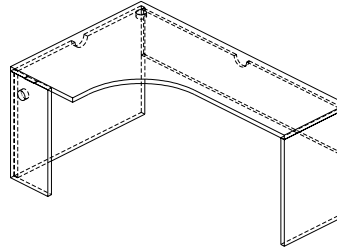
CORNER DESK (ZWDCD)

Available with Straight or Curved User Edge (shown)



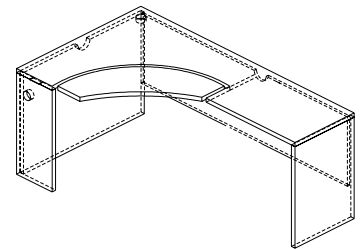
RETURN SHELL (ZWRL)

Available with a 1/2-Height (shown), 3/4-Height or Full-Height Modesty Panel



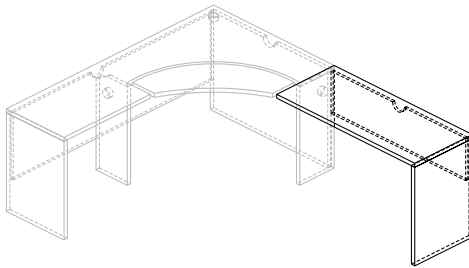
EXTENDED CORNER DESK (ZWRE)

Available with a 1/2-Height (shown), 3/4-Height or Full-Height Modesty Panel

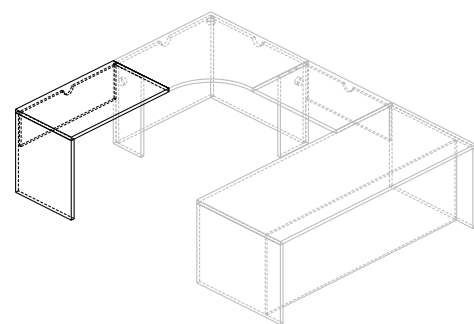


EXTENDED CORNER DESK WITH KEYBOARD SUPPORT (ZWREK)

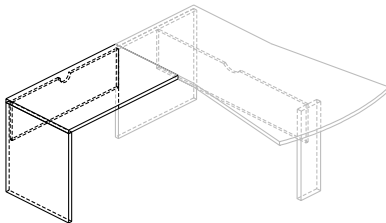
Available with a 1/2-Height, 3/4-Height (shown) or Full-Height Modesty Panel



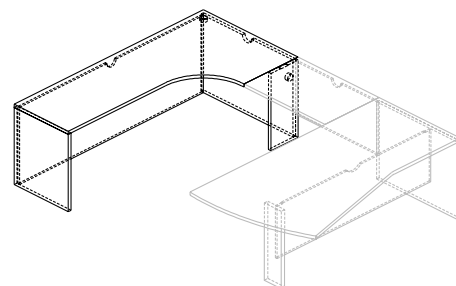
Return Desk Shell with a 1/2-Height Modesty Panel used in a right handed position in conjunction with a left handed Extended Corner Desk with Keyboard Support with a 3/4-Height Modesty Panel.



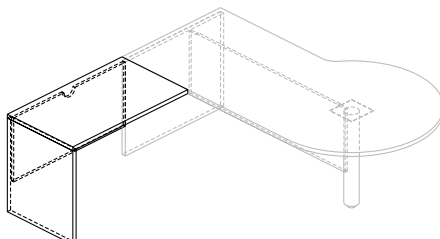
Return Desk Shell with a 1/2-Height Modesty Panel used in a left handed position in conjunction with a Corner Desk, Curved User Edge, a Bridge Top and 1/2-Height Modesty Panel and Rectangular Desk Shell with a 28" High Modesty Panel.



Return Desk Shell with a 1/2-Height Modesty Panel used in a left handed position in conjunction with a Double Fan-Shaped Desk with a 1/2-Height Modesty Panel with scallop grommet.



Extended Corner Desk with a Full-Height Modesty Panel used in a left handed position in conjunction with a Bridge Top and 3/4-Height Modesty Panel and left hand Single Fan-Shaped Desk with a 3/4-Height Modesty Panel with scallop grommet.

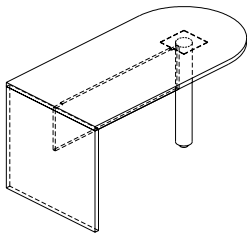


Return Desk Shell, 3/4-Height Modesty Panel used in a left handed position in conjunction with a left hand P-Shaped Table Desk, 3/4-Height Modesty Panel.

desks requiring shared support

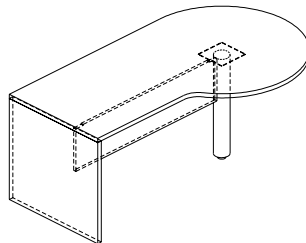
The images below illustrate the available Table Desk styles.

- The Bullet-Shaped, P-Shaped, Single and Double Fan-Shaped Desks must connect to a Bridge or Return Credenza
- Modesty panel is positioned centered on Bullet and Double Fan-Shaped Desks
- Modesty panel on P-Shaped Desks is positioned 21" inset on 30" deep desks and 23" inset on 36" deep desks
- Modesty panel on Single Fan-Shaped Desks is positioned 20" inset on 30" deep desks (users side) and 23" inset on 36" deep desks (users side)
- Column is available in Polished Chrome, Ebony or Veneer



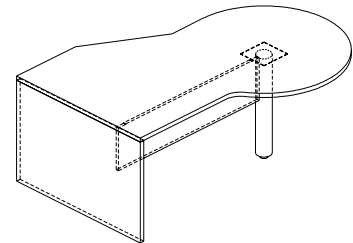
BULLET-SHAPED TABLE DESK (ZWDUT)

Available with a 1/2-Height (shown),
3/4-Height or Full-Height Modesty Panel.



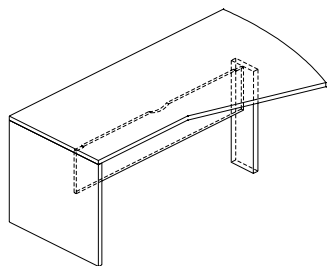
P-SHAPED TABLE DESK (ZWDP)

Available with a 1/2-Height (shown),
3/4-Height or Full-Height Modesty Panel.



P-SHAPED CORNER UNIT (ZWDPC)

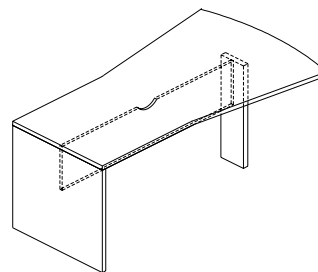
Available with a 1/2-Height Modesty Panel.



SINGLE FAN-SHAPED TABLE DESKS (ZWSDF)

Available with a 1/2-Height (shown),
or 3/4-Height Modesty Panel.

Right handed desk shown.

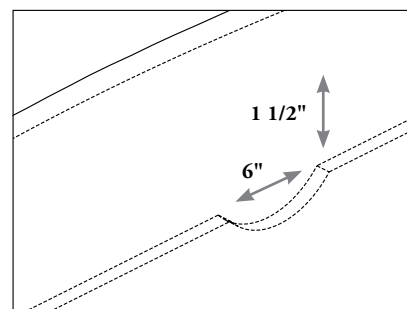
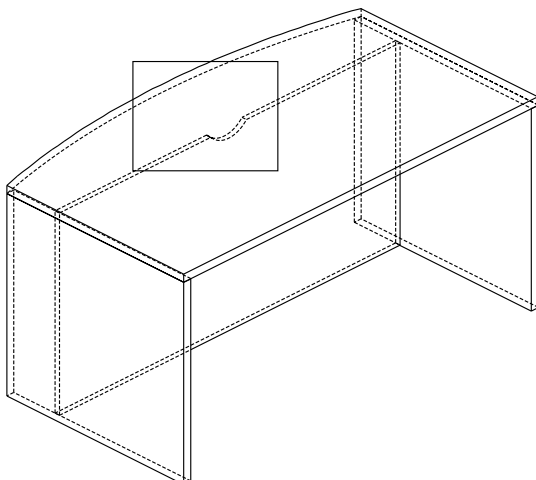


**DOUBLE FAN-SHAPED TABLE DESKS
(ZWDDFT)**

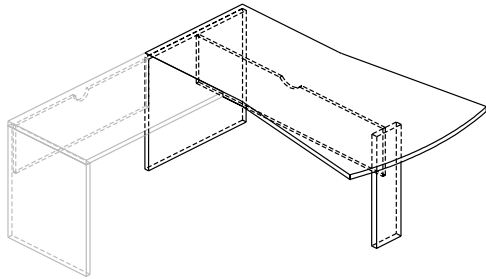
Available with a 1/2-Height (shown),
or 3/4-Height Modesty Panel.

Optional Modesty Panel Grommets are centered on the modesty panel. An upcharge will apply if specified.

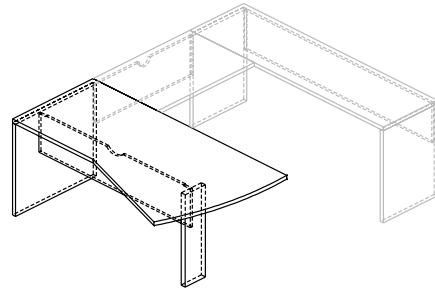
The opening is 1 1/2" high x 6" wide.



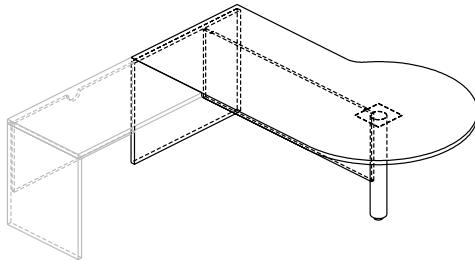
desks requiring shared support (continued)



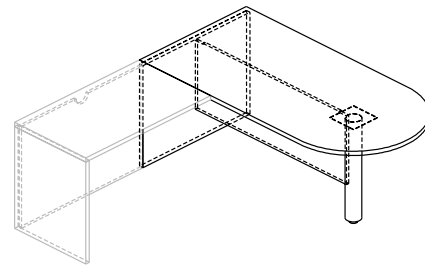
Double Fan-Shaped Desk with a 1/2-Height Modesty Panel used in a left handed position in conjunction with a left handed Return Shell with a 1/2-Height Modesty Panel.



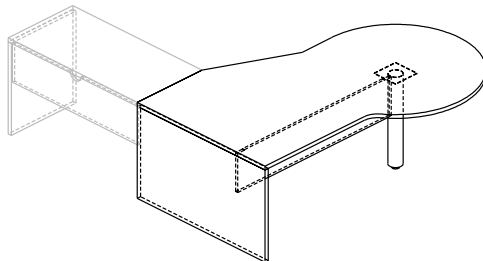
Single Fan-Shaped Desk with a 1/2-Height Modesty Panel used in a right handed position in conjunction with a Bridge Top and 1/2-Height Modesty Panel and Credenza Shell with a 1/2-Height Modesty Panel.



P-Shaped Table Desk with a 3/4-Height Modesty Panel used in a left handed position in conjunction with a Return Shell with a 3/4-Height Modesty Panel.



Bullet-Shaped Table Desk with a 3/4-Height Modesty Panel used in a left handed position in conjunction with a Return Shell with a 2/8\"/>

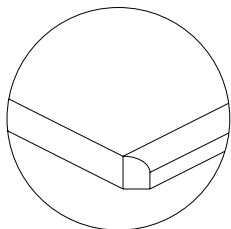


P-Shaped Corner Unit used in conjunction with a right handed Return Shell with a 1/2-Height Modesty Panel.

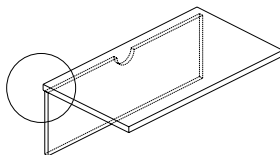
bridges

The images below illustrate Bridge styles available that must be used in conjunction with Table Desks, Returns and or Credenzas.

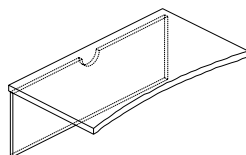
Bridge Detail



Dome Edge



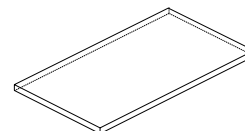
BRIDGE TOP AND MODESTY (ZWBTTB)



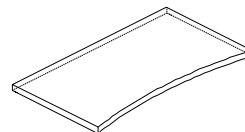
CURVED BRIDGE TOP AND MODESTY (ZWBTCB)

and

Available with a 1/2-Height (shown),
3/4-Height or 28" High Modesty Panel

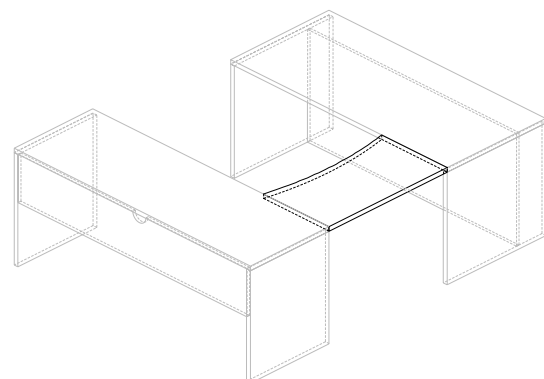


BRIDGE TOP (ZWBTTN)

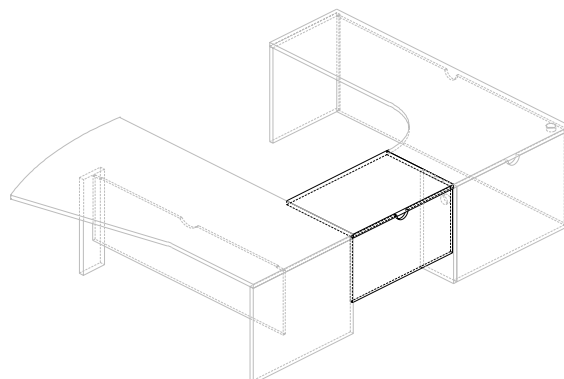


CURVED BRIDGE TOP (ZWBTCN)

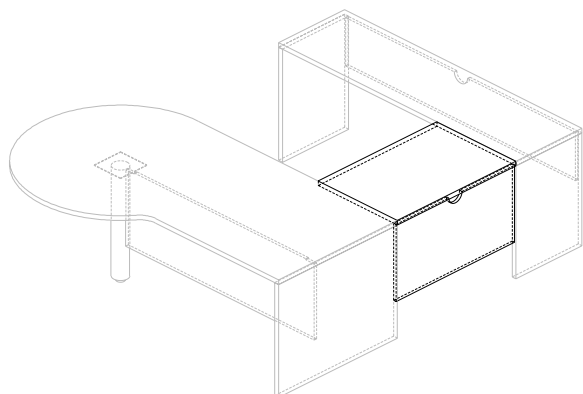
and



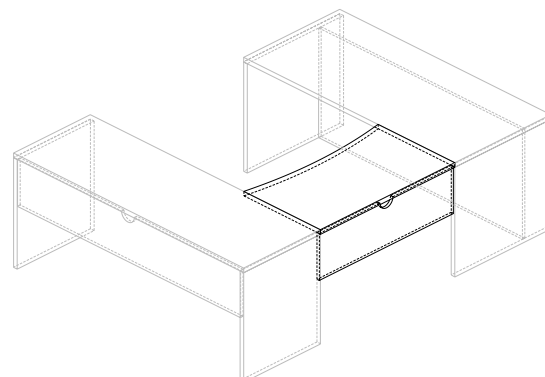
Curved Bridge Top used in conjunction with a Rectangular Desk Shell with a 28" High Modesty Panel and a Credenza Shell with a 1/2-Height Modesty Panel.



Bridge Top and 3/4" High Modesty Panel used in conjunction with a left handed Single Fan-Shaped Desk with a 3/4-Height Modesty Panel and a left handed Extended Corner Desk with a Full-Height Modesty Panel.



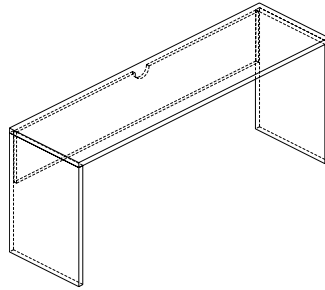
Bridge Top and 3/4-Height Modesty Panel used in conjunction with a left handed P-Shaped Table Desk with a 3/4-Height Modesty Panel and Credenza Shell with a 1/2-Height Modesty Panel.



Curved Bridge Top and 1/2-Height Modesty Panel used in conjunction with a Rectangular Desk Shell with a 28" High Modesty Panel and a Credenza Shell with a 1/2-Height Modesty Panel.

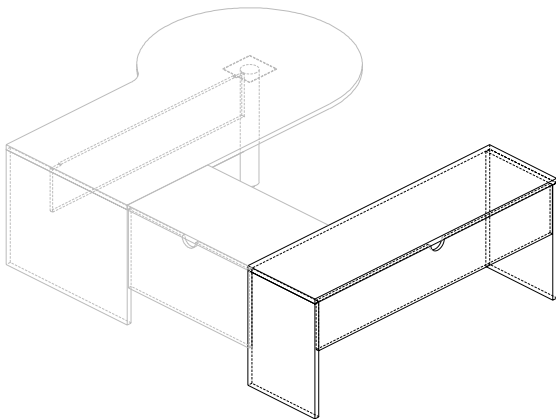
The images below illustrate examples of how the Credenza Shell is used.

- The Credenza Shell can stand alone or can be used in conjunction with a Bridge or Return
- There is no visible gap (1/8") from the underside of the worksurface to the top of the storage unit when storage is positioned inside the Credenza Shell
- Under-worksurface storage does not attach to the underside of Westcoast credenzas, desks and returns. This allows for complete modularity and planning flexibility
- Under-worksurface storage is ordered separately

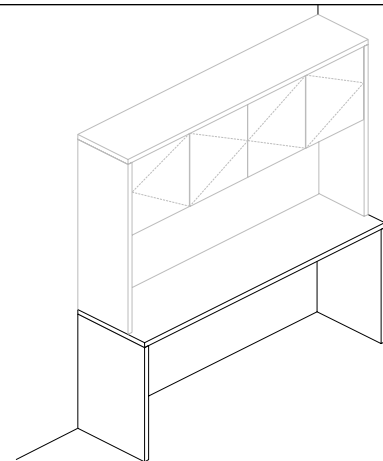


CREDENZA SHELL (ZWCL)

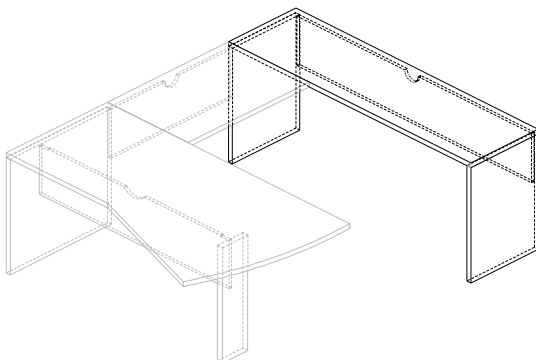
Available with a 1/2-Height (shown),
3/4-Height or Full-Height Modesty Panel



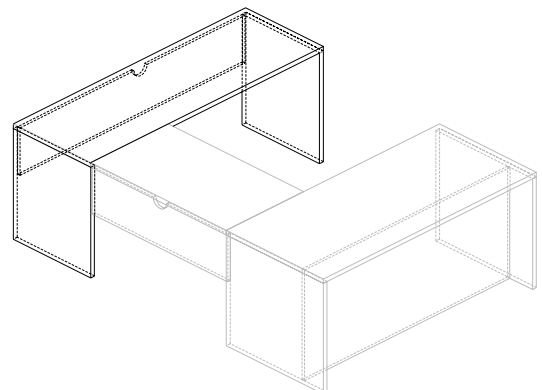
Credenza Shell with a 1/2-Height Modesty Panel used in conjunction with a Bridge Top and 3/4-Height Modesty Panel and a left handed P-Shaped Table Desk with a 1/2-Height Modesty Panel.



Credenza Shell with a 28" High Modesty Panel used in conjunction with a Storage Hutch for Credenza.



Credenza Shell with a 1/2-Height Modesty Panel used in conjunction with a Bridge Top and 1/2-Height Modesty Panel and a right handed Single Fan-Shaped Desk with a 1/2-Height Modesty Panel.



Credenza Shell with a 1/2-Height Modesty Panel used in conjunction with a Bridge Top and 1/2-Height Modesty Panel and a Rectangular Desk Shell with a 28" High Modesty Panel.

hutches

Hutches are offered in a number of configurations to suit your office needs.

An accessory rail with or without electrics and data is available for Hutches which also conceals wires. The accessory rail is finished in an Anodized Aluminum.

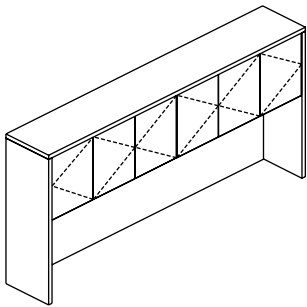
- Hinged electrical/data box is factory installed on the left side of the Hutch rail and cannot be field installed. It can be repositioned to the right side of the Hutch rail in the field.
- 6" Shelves may be added to the accessory rail. Refer to *Complements: Teknion's Ergonomics & Accessories Program* for details.
- There is 4" clearance from the desk top to the accessory rail reveal. Some Complements accessories can be positioned on this rail. Please see *Complements: Teknion's Ergonomics & Accessories Program* for a listing of Accessories.

A fabric tackboard option can also be specified for Hutches.

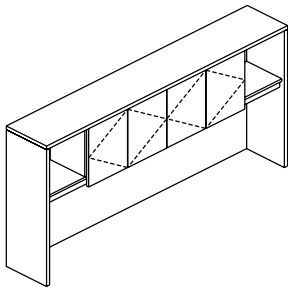
- Refer to Teknion's Fabrics & Finishes Program for a complete panel fabric listing with codes.

Hutches will provide an overall height of 72.5". The clearance from the top of the worksurface to the bottom of the valance is 23.5". The interior height of the cabinets is 15".

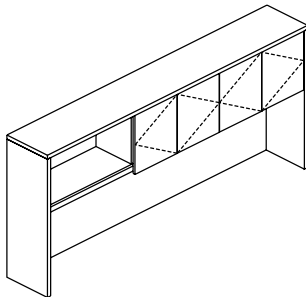
A round grommet is centered on the back of the Hutch under the fixed shelf for wire routing. Locks for doors are optional.



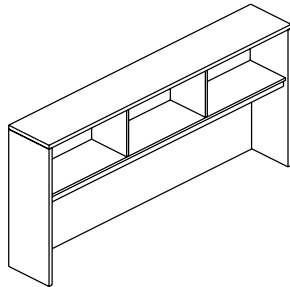
STORAGE HUTCH
FOR CREDENZA (ZWHS)



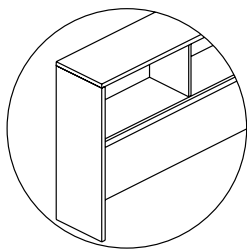
COMBINATION HUTCH
(ZWHM)



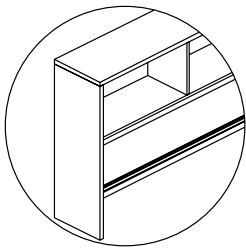
STORAGE HUTCH
WITH SINGLE OPENING (ZWHSO)
Left handed single opening shown.



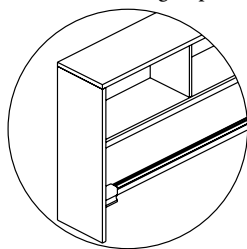
COLLATOR
FOR DESK AND CREDENZA (ZWHC)



Without Accessory Rail

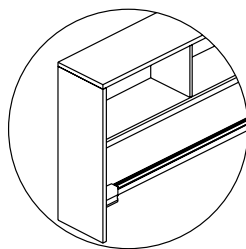


Accessory Rail Only



Accessory Rail
with Electrics

(left position
standard)



Accessory Rail with
Electrics and Data

(left position
standard)

Number of Doors included for Hutches

Closed Doors (ZWHS)

36", 42", 48" widths	= 2 doors (odd door hinge on right)
54", 60", 66", 72", 78" & 84" widths	= 4 doors (symmetrical)
90", 96", 102" & 108" widths	= 6 doors (symmetrical)

Combination/Single Opening (ZWHM and ZWHSO)

54", 60", 66", 72", 78" & 84" widths	= 2 doors
90", 96", 102" & 108" widths	= 4 doors

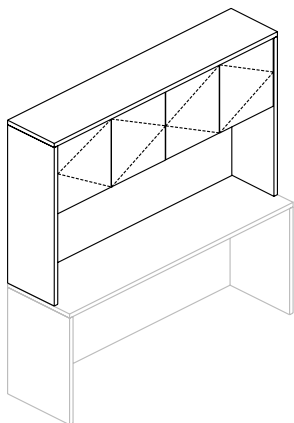
Number of Dividers included for Collators

36", 42" & 48" widths	= 0 dividers
54", 60", 66", 72", 78" & 84" widths	= 1 divider
90", 96", 102" & 108" widths	= 2 dividers

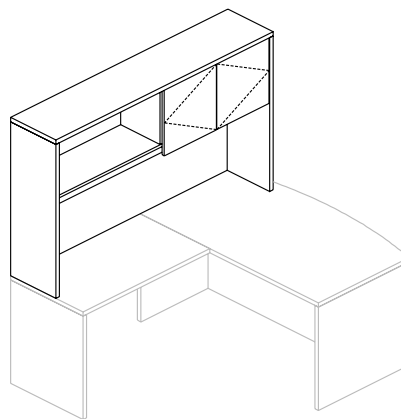
Please note that glass doors cannot be retrofitted in the field and are not interchangeable with solid doors.

ZWHSO: 54" to 84" wide/2 doors/opening equals half of hutch width. 90" to 108" wide/4 doors/opening equals 1/3 of hutch width.

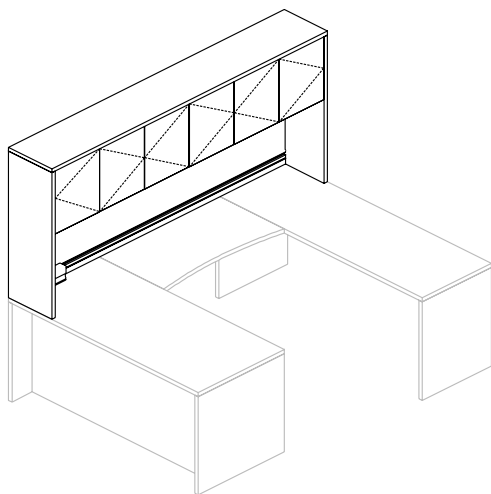
hutches (continued)



Hutch width must equal Credenza width.



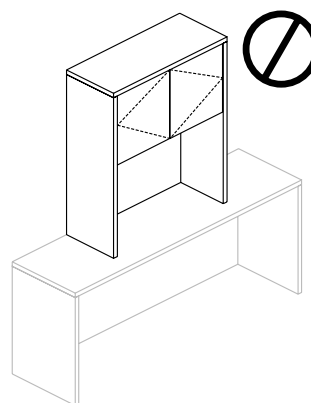
A left handed Storage Hutch with Single Opening used in conjunction with a Return Shell and Bowtop Desk Shell.



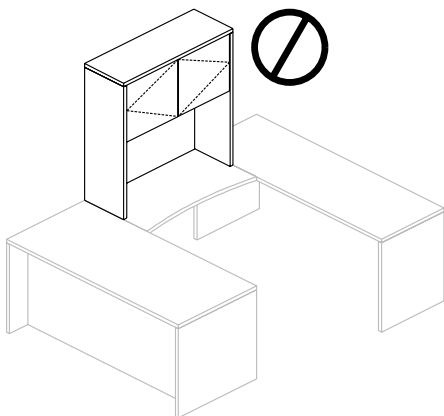
Storage Hutch for Credenza with accessory rail and electrics used in conjunction with a Rectangular Desk Shell, Curved Bridge Top and Credenza Shell.

Hutch width must span the overall workstation dimension.

In this application, a bridge can be specified with or without Modesty Panel.

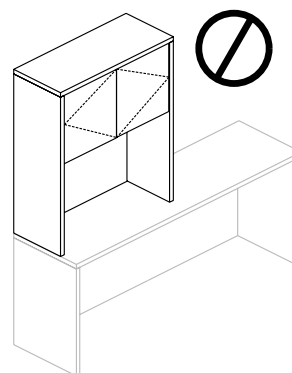


Hutch must always equal Credenza width. Offset planning requires additional structural support that is available through specials.



Hutch width must span the overall dimension.

Offset planning requires additional structural support that is available through specials.

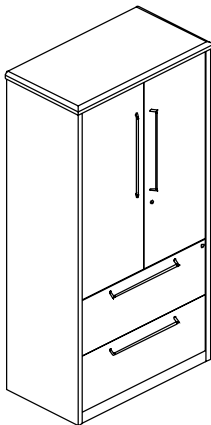
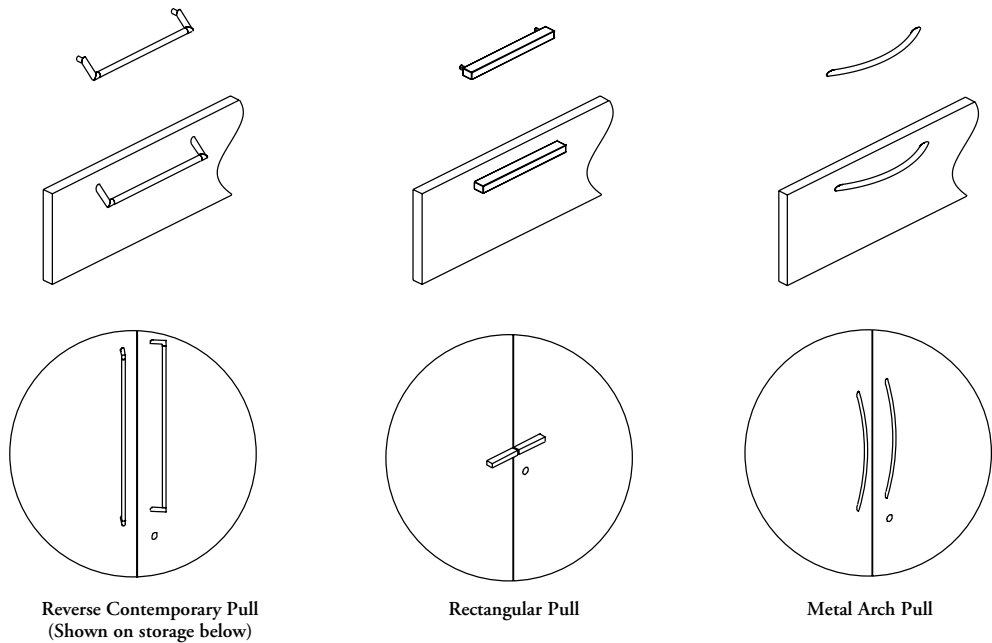


Hutch width must equal Credenza width and cannot be left or right aligned on Credenza.

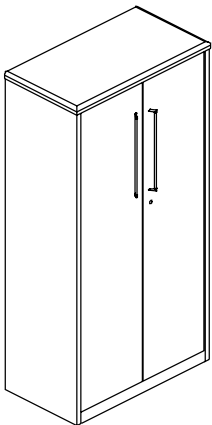
Offset planning requires additional structural support that is available through specials.

storage


- Storage products are available with four pull styles. Reverse Contemporary, Rectangular and Metal Arch Pull
- The Reverse Contemporary Pull and Rectangular Pulls can be specified in Ebony or Platinum finishes.



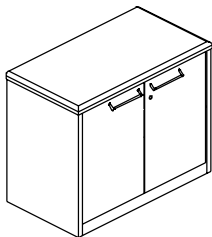
COMBINATION LATERAL
FILE CABINETS (ZWCL)



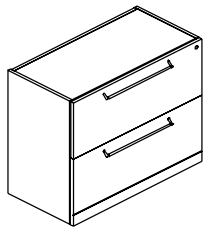
WARDROBE STORAGE
CABINETS (ZWSS)



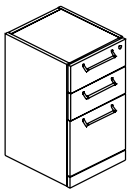
COMBO CREDENZA
(ZWCP)



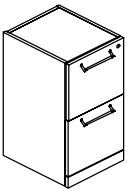
SINGLE STORAGE
CREDENZA (ZWCS)



UNDER-WORKSURFACE
LATERAL FILE (ZSLU)




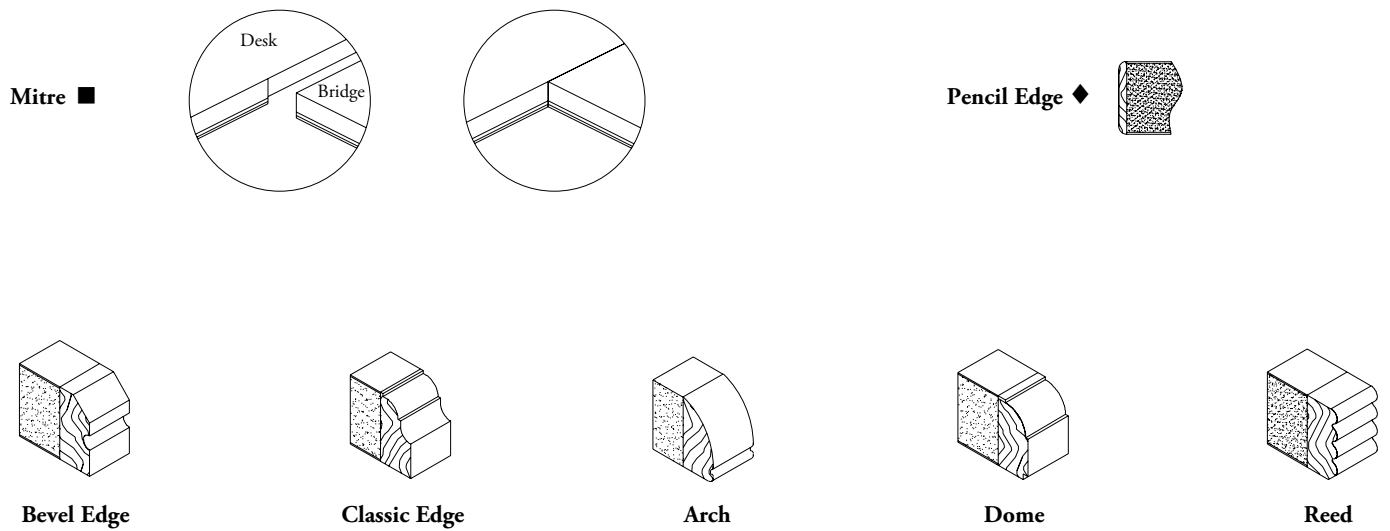
UNDER-WORKSURFACE
PEDESTAL (ZSPU)
BOX, BOX, FILE
CONFIGURATION SHOWN



UNDER-WORKSURFACE
PEDESTAL (ZSPU)
FILE, FILE
CONFIGURATION SHOWN

edge details

Westcoast edge detail will be applied to all outside edges. Joined edges will have a mitre cut which creates a handed product. See illustrations below.



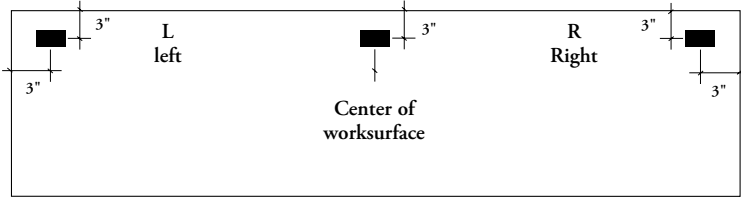
application guide

grommet location

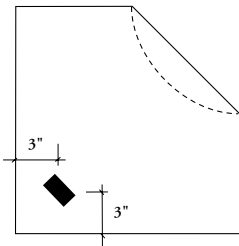
desks



credenza, return or back worksurface



corner worksurface



price guide

price guide

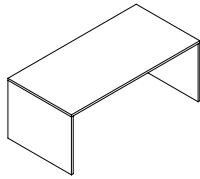
DESKS	27
RETURN DESKS	39
BRIDGES	45
CREDENZAS	51
HUTCHES	59
RECEPTION UNITS	67
STORAGE	73
ACCESSORIES	87
LIGHTING & ELECTRICS	93

desks

product map

Z W D R L Rectangular Desk Shell

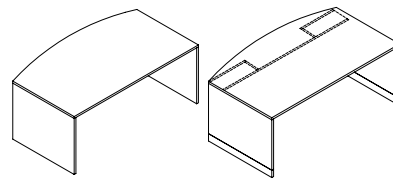
Page 28



28" Modesty Panel

Z W D B L Bowtop Desk Shell

Page 29

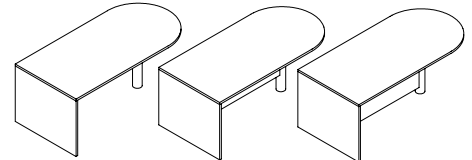


28" High Modesty Panel

Breakfront Modesty Panel

Z W D U T Bullet-Shaped Table Desk

Page 30



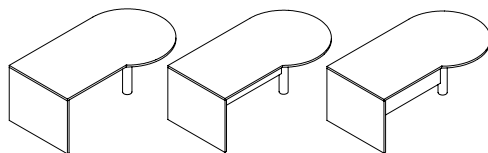
1/2-Height Modesty Panel

3/4-Height Modesty Panel

Full-Height Modesty Panel

Z W D P P-Shaped Table Desk

Page 31



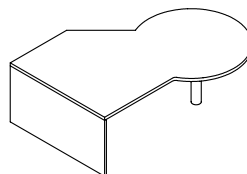
1/2-Height Modesty Panel

3/4-Height Modesty Panel

Full-Height Modesty Panel

Z W D P C P-Shaped Corner Unit

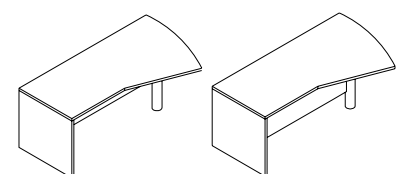
Page 32



1/2-Height Modesty Panel

Z W S F Single Fan Shaped Table Desk

Page 33

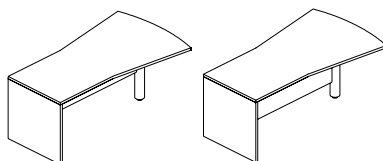


1/2-Height Modesty Panel

3/4-Height Modesty Panel

Z W D F Double Fan Shaped Table Desk

Page 34

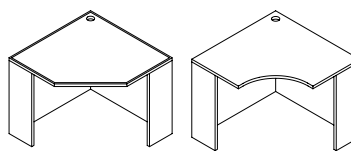


1/2-Height Modesty Panel

3/4-Height Modesty Panel

Z W D C D Corner Desk

Page 35

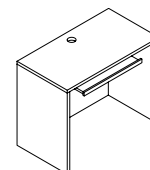


Straight User Edge

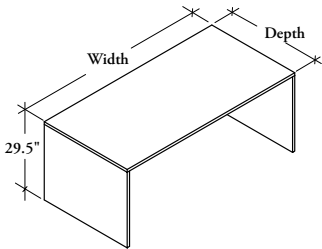
Curved User Edge

Z W D C T Computer Table

Page 36



Z W D R L
Rectangular Desk Shell



WHAT’S INCLUDED
1 desk with modesty panel (as specified), worksurface grommet (if specified), modesty panel grommet (if specified).

NOTES
Not all Width/Depth combinations are available. Please see pricing for exact offering. Refer to the *Application Guide* for details on grommet location.

Please see finish listing with codes in the Wood/Caseworks Introduction booklet.

PRODUCT OPTIONS

Connection Compatibility Option		Modesty Panel Style	Width	Depth	Finish	Edge Detail	Worksurface Grommet Style			Grommet Surface Location	Modesty Panel Grommet
0	No Compatibility	F 28" High Modesty	60, 66, 72, 78, 84	30, 36	Natural Veneer Custom Wood Stain	JR Bevel	N	None	OMC Round Metal Satin Chrome	L Left	N None
1	20" deep Left Compatibility					JS Classic	OPA	Round Plastic Black	OMD Round Metal Polished Chrome	R Right	S Scallop Grommet Centered on Modesty
2	20" deep Right Compatibility					JT Arch	OMA	Round Metal Black	OME Round Metal Antique Brass	C Centered	
3	24" deep Left Compatibility					JV Dome	OMB	Round Metal Polished Brass			
4	24" deep Right Compatibility					JW Reed			RMA Rectangular Metal Black		

SAMPLE ORDER CODE

ZWDRL 0	F	60	36	ZE	JR	RMA			L	N
---------	---	----	----	----	----	-----	--	--	---	---

DIMENSIONS
INCHES / MM

W	D
60 / 1524	30 / 762
66 / 1676	30 / 762
66 / 1676	36 / 914
72 / 1829	30 / 762
72 / 1829	36 / 914
78 / 1981	36 / 914
84 / 2134	36 / 914

PRICING

3648
4010
4186
4101
4284
4519
4747

If a Worksurface Grommet is specified, add 92 Round Plastic
 add 197 Round Metal
 add 287 Rectangular Metal

If a Modesty Panel Grommet is specified, add 100

To order a Custom Color for Westcoast please use the code ZCCWS. A one time 1316 list charge per color applies.

WHAT'S INCLUDED

1 desk with modesty panel (as specified), worksurface grommet (if specified), modesty panel grommet (if specified).

NOTES

Not all Width/Depth combinations are available. Please see pricing for exact offering.

72" wide desks and wider have a 6" bow while 66" wide desks and less have a 4" bow.

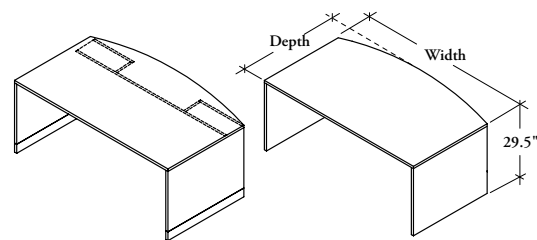
Gables on 60" length tops and under are 30" wide.

A sawcut reveal at 2 1/2" around the gables and modesty appears on the desk shell with Breakfront Modesty Panel.

Refer to the *Application Guide* for details on grommet location.

Please see finish listing with codes in the Wood/Casegoods Introduction booklet.

Z W D B L Bowtop Desk Shell



Breakfront
Modesty Panel

28" High
Modesty Panel

PRODUCT OPTIONS

Connection Compatibility Option	Modesty Panel Style	Width	Depth	Finish	Edge Detail	Worksurface Grommet Style		Grommet Surface Location	Modesty Panel Grommet
0 No Compatibility	F 28" High Modesty K Break-front Modesty	60, 66, 72, 78, 84	30 34" 34 38"	Natural Veneer Custom Wood Stain	JR Bevel	N None	OMC Round Metal Satin Chrome	L Left	N None
1 20" deep Left Compatibility					JS Classic	OPA Round Plastic Black	OMD Round Metal Polished Chrome	R Right	S Scallop Grommet Centered on Modesty
2 20" deep Right Compatibility					JT Arch	OMA Round Metal Black	OME Round Metal Antique Brass	C Centered	
3 24" deep Left Compatibility					JV Dome	OMB Round Metal Polished Brass	RMA Rectangular Metal Black		
4 24" deep Right Compatibility					JW Reed				

SAMPLE ORDER CODE

ZWDBL 4	F	60	34	ZE	JR	RMA	L	N
---------	---	----	----	----	----	-----	---	---

DIMENSIONS INCHES / MM

W	D	PRICING	
		28" HEIGHT MODESTY (F)	BREAKFRONT MODESTY (K)
60 / 1524	30 / 762	3874	5055
66 / 1676	30 / 762	4246	5429
66 / 1676	34 / 864	4374	5590
72 / 1829	30 / 762	4429	5605
72 / 1829	34 / 864	4581	5806
78 / 1981	34 / 864	4851	6071
84 / 2134	34 / 864	5110	6330

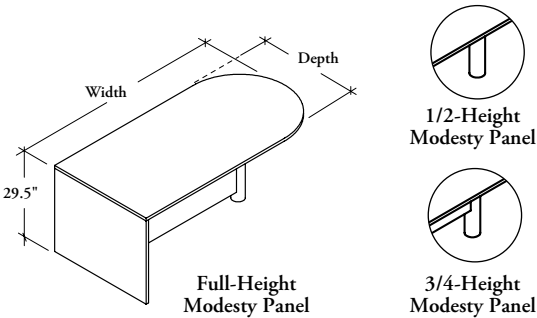
If a Worksurface Grommet is specified, add 92 Round Plastic
add 197 Round Metal
add 287 Rectangular Metal

If a Modesty Panel Grommet is specified, add 100

To order a Custom Color for Westcoast please use the code ZCCWS. A one time 1316 list charge per color applies.

Z W D U T

Bullet-Shaped Table Desk



WHAT'S INCLUDED
1 desk with modesty panel and column, worksurface grommet (if specified), modesty panel grommet (if specified).

NOTES
Table desks are priced with a metal round column. See below for potential upcharges. Refer to the *Application Guide* for details on grommet location. Please see finish listing with codes in the Wood/Casegoods Introduction booklet. Not all Width/Depth combinations are available. Please see pricing for exact offering.

PRODUCT OPTIONS

Connection Compatibility Option	Modesty Panel Style	Width	Depth	Column Style	Finish	Edge Detail	Column Finish	Worksurface Grommet Style	Grommet Surface Location	Modesty Panel Grommet
0 No Compatibility	H 1/2-Height Modesty	60, 66, 72, 78, 84	30, 36	R Round	Natural Veneer	JR Bevel	52 Ebony	N None	L Left	N None
1 20" deep Left Compatibility	T 3/4-Height Modesty				Custom Wood Stain	JS Classic	C9 Polished Chrome	OPA Round Plastic Black	R Right	S Scallop Grommet Centered on Modesty
2 20" deep Right Compatibility	F Full-Height Modesty					JT Arch	Solid Wood (will match top)	OMA Round Metal Black	C Centered	
3 24" deep Left Compatibility						JV Dome		OMB Round Metal Polished Brass		
4 24" deep Right Compatibility						JW Reed		OMC Round Metal Satin Chrome		
								OMD Round Metal Polished Chrome		
								OME Round Metal Antique Brass		
								RMA Rectangular Metal Black		

SAMPLE ORDER CODE

ZWDUT 0	F	60	36	R	ZE	JR	52	RMA	L	N
---------	---	----	----	---	----	----	----	-----	---	---

DIMENSIONS
INCHES / MM

W	D
60 / 1524	30 / 762
66 / 1676	30 / 762
72 / 1829	30 / 762
72 / 1829	36 / 914
78 / 1981	36 / 914
84 / 2134	36 / 914

PRICING

1/2-HEIGHT MODESTY (H)	3/4-HEIGHT MODESTY (T)	FULL-HEIGHT MODESTY (F)
3218	3316	3427
3410	3496	3549
3520	3653	3790
3884	3960	4099
4034	4153	4300
4172	4338	4491

If a Wood Round Column is specified, add 1012

If a Worksurface Grommet is specified, add 92 Round Plastic
add 197 Round Metal
add 287 Rectangular Metal

If a Modesty Panel Grommet is specified, add 100

To order a Custom Color for Westcoast please use the code ZCCWS. A one time 1316 list charge per color applies.

WHAT'S INCLUDED

1 desk with modesty panel and column, worksurface grommet (if specified), modesty panel grommet (if specified).

NOTES

Table desks are priced with a metal round column. See below for potential upcharges.

Refer to the *Application Guide* for details on grommet location.

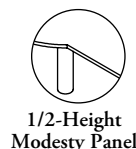
Please see finish listing with codes in the Wood/Casegoods Introduction booklet.

Not all Width/Depth combinations are available. Please see pricing for exact offering.

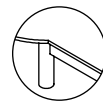
Connection compatibility options 1 & 3 are only available with a left handed orientation.

Connection compatibility option 2 & 4 are only available with a right handed orientation.

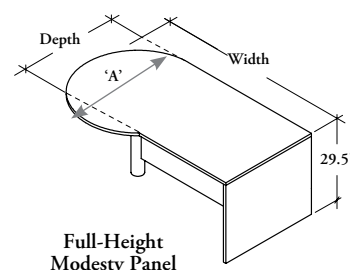
Z W D P P-Shaped Table Desk



1/2-Height
Modesty Panel



3/4-Height
Modesty Panel



Full-Height
Modesty Panel

PRODUCT OPTIONS

Orientation	Connection Compatibility Option	Modesty Panel Style	Width	Depth	Column Style	Finish	Edge Detail	Column Finish	Worksurface Grommet Style	Grommet Surface Location	Modesty Panel Grommet
L Left Handed (Shown)	0 No Compatibility	H 1/2-Height Modesty	72, 78, 84	30, 36	R Round	Natural Veneer	JR Bevel	52 Ebony	N None	L Left	N None
R Right Handed	1 20" deep Left Compatibility	T 3/4-Height Modesty				Custom Wood Stain	JS Classic	C9 Polished Chrome	OPA Round Plastic Black	R Right	S Scallop Grommet Centered on Modesty
	2 20" deep Right Compatibility	F Full Height Modesty					JT Arch	Solid Wood (will match top)	OMA Round Metal Black	C Centered	
	3 24" deep Left Compatibility						JV Dome		OMB Round Metal Polished Brass		
	4 24" deep Right Compatibility						JW Reed		OMC Round Metal Satin Chrome		
									OMD Round Metal Polished Chrome		
									OME Round Metal Antique Brass		
									RMA Rectangular Metal Black		

SAMPLE ORDER CODE

ZWDP L	0	H	72	36	R	ZE	JR	52	RMA	L	N
-------------------------	----------	----------	-----------	-----------	----------	-----------	-----------	-----------	------------	----------	----------

**DIMENSIONS
INCHES / MM**

W	D
72 / 1829	30 / 762
72 / 1829	36 / 914
78 / 1981	36 / 914
84 / 2134	36 / 914

PRICING

1/2-HEIGHT MODESTY (H)	3/4-HEIGHT MODESTY (T)	FULL-HEIGHT MODESTY (F)
3573	3655	3706
3706	3794	3846
4000	4119	4197
4248	4381	4527

**OTHER
DIMENSION**

'A'
42
42
47.5
47.5

If a Wood Round Column is specified,

add 1012

If a Worksurface Grommet is specified,

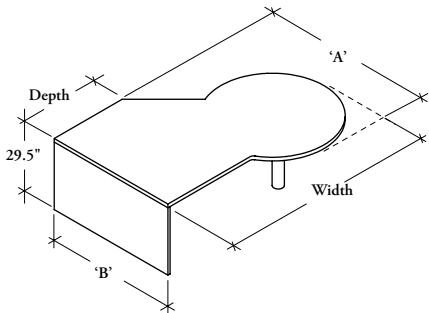
add 92 Round Plastic
add 197 Round Metal
add 287 Rectangular Metal

If a Modesty Panel Grommet is specified,

add 100

To order a Custom Color for Westcoast please use the code ZCCWS. A one time 1316 list charge per color applies.

Z W D P C
P-Shaped Corner Unit



WHAT’S INCLUDED
1 desk with modesty panel and column, worksurface grommet (if specified), modesty panel grommet (if specified).

NOTES
Return or Bridge may either be 20" or 24" wide.
Table desks are priced with a metal round column. See below for potential up charges.
Refer to the *Application Guide* for details on grommet location.
Please see finish listing with codes in the Wood/Casegoods Introduction booklet.
Not all Width/Depth combinations are available. Please see pricing for exact offering.

PRODUCT OPTIONS

Modesty Panel Style	Width	Depth	Column Style	Orientation	Finish	Edge Detail	Column Finish	Worksurface Grommet Style	Grommet Surface Location	Modesty Panel Grommet
H 1/2-Height Modesty	72, 78, 84	20, 24	R Round	L Left Handed R Right Handed (Shown)	Natural Veneer Custom Wood Stain	JR Bevel	52 Ebony	N None	L Left R Right C Centered	N None S Scallop Grommet Centered on Modesty
						JS Classic	C9 Polished Chrome	OPA Round Plastic Black		
						JT Arch	Solid Wood (will match top)	OMA Round Metal Black		
						JV Dome		OMB Round Metal Polished Brass		
						JW Reed		OMC Round Metal Satin Chrome		
								OMD Round Metal Polished Chrome		
								OME Round Metal Antique Brass		
								RMA Rectangular Metal Black		

SAMPLE ORDER CODE

ZWDPC	72	20	R	L	ZE	JR	52	RMA	L	N
H										

DIMENSIONS INCHES / MM		PRICING	OTHER DIMENSIONS	
W	D		'A'	'B'
72 / 1829	20 / 508	4520	54	42
72 / 1829	24 / 610	4520	54	42
78 / 1981	24 / 610	4962	54	42
84 / 2134	20 / 508	5404	59.5	47.5
84 / 2134	24 / 610	5404	59.5	47.5

If a Wood Round Column is specified, add 1012
If a Worksurface Grommet is specified, add 92 Round Plastic
add 197 Round Metal
add 287 Rectangular Metal
If a Modesty Panel Grommet is specified, add 100
To order a Custom Color for Westcoast please use the code ZCCWS. A one time 1316 list charge per color applies.

WHAT'S INCLUDED

1 desk with modesty panel and column, worksurface grommet (if specified), modesty panel grommet (if specified).

NOTES

Table desks are priced with a metal round column. See below for potential upcharges.

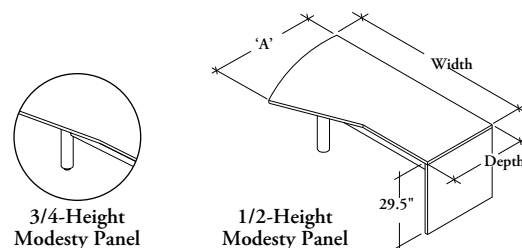
Refer to the *Application Guide* for details on grommet location.

Please see finish listing with codes in the Wood/Caseworks Introduction booklet.

Not all Width/Depth combinations are available. Please see pricing for exact offering.

Connection compatibility options 1 & 3 are only available with a left handed orientation.

Connection compatibility option 2 & 4 are only available with a right handed orientation.

Z W S F**Single Fan Shaped Table Desk****PRODUCT OPTIONS**

Orientation	Connection Compatibility Option	Modesty Panel Style	Width	Depth	Column Style	Finish	Edge Detail	Column Finish	Worksurface Grommet Style	Grommet Surface Location	Modesty Panel Grommet
L Left Handed (Shown)	0 No Compatibility	H 1/2-Height Modesty	72, 78, 84	30, 36	R Round	Natural Veneer	JR Bevel	52 Ebony	N None	L Left	N None
R Right Handed	1 20" deep Left Compatibility	T 3/4-Height Modesty				Custom Wood Stain	JS Classic	C9 Polished Chrome	OPA Round Plastic Black	R Right	S Scallop Grommet Centered on Modesty
	2 20" deep Right Compatibility						JT Arch	Solid Wood (will match top)	OMA Round Metal Black	C Centered	
	3 24" deep Left Compatibility						JV Dome		OMB Round Metal Polished Brass		
	4 24" deep Right Compatibility						JW Reed		OMC Round Metal Satin Chrome		
									OMD Round Metal Polished Chrome		
									OME Round Metal Antique Brass		
									RMA Rectangular Metal Black		

SAMPLE ORDER CODE

ZWSF R	0	H	72	30	R	ZE	JR	52	RMA	L	N
---------------	----------	----------	-----------	-----------	----------	-----------	-----------	-----------	------------	----------	----------

**DIMENSIONS
INCHES / MM**

W	D
72 / 1829	30 / 762
72 / 1829	36 / 914
78 / 1981	30 / 762
78 / 1981	36 / 914
84 / 2134	36 / 914

PRICING

1/2-HEIGHT MODESTY (H)	3/4-HEIGHT MODESTY (T)
3573	3655
3706	3794
3881	3998
4000	4119
4248	4381

**OTHER
DIMENSION**

'A'
42
47.5
42
47.5
47.5

If a Wood Round Column is specified,

add 1012

If a Worksurface Grommet is specified,

add 92 Round Plastic

add 197 Round Metal

add 287 Rectangular Metal

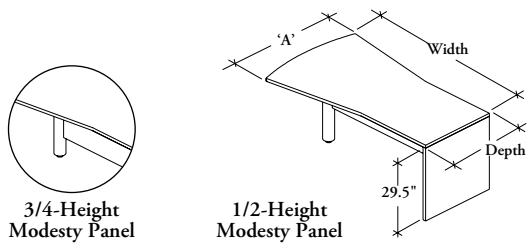
If a Modesty Panel Grommet is specified,

add 100

To order a Custom Color for Westcoast please use the code ZCCWS. A one time 1316 list charge per color applies.

Z W D F

Double Fan Shaped Table Desk



WHAT'S INCLUDED
1 desk with modesty panel and column, worksurface grommet (if specified), modesty panel grommet (if specified).

NOTES
Table desks are priced with a metal round column. See below for potential upcharges. Refer to the *Application Guide* for details on grommet location.

Please see finish listing with codes in the Wood/Casegoods Introduction booklet.

Not all Width/Depth combinations are available. Please see pricing for exact offering.

PRODUCT OPTIONS

Connection Compatibility Option	Modesty Panel Style	Width	Depth	Column Style	Finish	Edge Detail	Column Finish	Worksurface Grommet Style	Grommet Surface Location	Modesty Panel Grommet
0 No Compatibility	H 1/2-Height Modesty	72, 78, 84	30, 36	R Round	Natural Veneer Custom Wood Stain	JR Bevel	52 Ebony C9 Polished Chrome Solid Wood (will match top)	N None	L Left R Right C Centered	N None
1 20" deep Left Compatibility	T 3/4-Height Modesty					JS Classic		OPA Round Plastic Black		S Scallop Grommet Centered on Modesty
2 20" deep Right Compatibility						JT Arch		OMA Round Metal Black		
3 24" deep Left Compatibility						JV Dome		OMB Round Metal Polished Brass		
4 24" deep Right Compatibility						JW Reed		OMC Round Metal Satin Chrome		
								OMD Round Metal Polished Chrome		
								OME Round Metal Antique Brass		
								RMA Rectangular Metal Black		

SAMPLE ORDER CODE

ZCDF 0	H	72	30	R	ZE	JR	52	RMA	L	N
--------	---	----	----	---	----	----	----	-----	---	---

DIMENSIONS INCHES / MM		PRICING		OTHER DIMENSION
W	D	1/2-HEIGHT MODESTY (H)	3/4-HEIGHT MODESTY (T)	'A'
72 / 1829	30 / 762	3573	3655	42
72 / 1829	36 / 914	3706	3794	47.5
78 / 1981	30 / 762	3881	3998	42
78 / 1981	36 / 914	4000	4119	47.5
84 / 2134	36 / 914	4248	4381	47.5

If a Wood Round Column is specified, add 1012

If a Worksurface Grommet is specified, add 92 Round Plastic
add 197 Round Metal
add 287 Rectangular Metal

If a Modesty Panel Grommet is specified, add 100

To order a Custom Color for Westcoast please use the code ZCCWS. A one time 1316 list charge per color applies.

WHAT'S INCLUDED

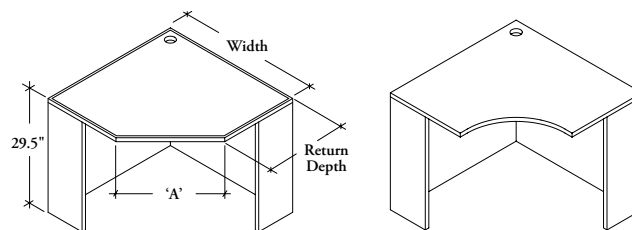
1 desk, 1 standard round Black plastic worksurface grommet and half-moon cut-out on the modesty panel.

NOTES

Please see finish listing with codes in the Wood/Caseworks Introduction booklet.

Z W D C D

Corner Desk

**PRODUCT OPTIONS**

User Edge Style	Width	Return Depth	Finish	Edge Detail	Worksurface Grommet Style	
S Straight	36, 42, 48	20, 24	Natural Veneer Custom Wood Stain	JR Bevel	N None	OMD Round Metal Polished Chrome
C Curved				JS Classic JT Arch JV Dome JW Reed	OMA Round Metal Black OMB Round Metal Polished Brass OMC Round Metal Satin Chrome	OME Round Metal Antique Brass RMA Rectangular Metal Black

SAMPLE ORDER CODE

ZWDCD S	36	20	UH	JR	RMA
----------------	-----------	-----------	-----------	-----------	------------

**DIMENSIONS
INCHES / MM**

W	D
36 / 914	20 / 508
36 / 914	24 / 610
42 / 1067	20 / 508
42 / 1067	24 / 610
48 / 1219	20 / 508
48 / 1219	24 / 610

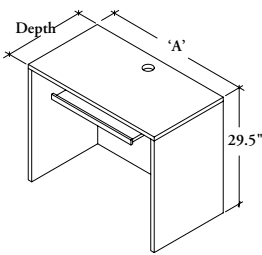
PRICING

STRAIGHT EDGE (S)	CURVED EDGE (C)
2522	2593
2522	2593
3051	3166
3051	3166
3358	3486
3358	3486

If a Worksurface Grommet is specified, add 197 Round Metal
 add 287 Rectangular Metal

To order a Custom Color for Westcoast please use the code ZCCWS. A one time 1316 list charge per color applies.

Z W D C T
Computer Table



WHAT’S INCLUDED
1 table, 1 standard round Black plastic grommet and a pullout 28" wide keyboard shelf.

NOTES
The Computer Table should not be used with a Hutch or Collator.
Please see finish listing with codes in the Wood/Casegoods Introduction booklet.

PRODUCT OPTIONS

Depth	Finish	Edge Detail	Worksurface Grommet Style		Grommet Surface Location
20, 24	Natural Veneer Custom Wood Stain	JR Bevel	N None	OMD Round Metal Polished Chrome	L Left
		JS Classic	OMA Round Metal Black	OME Round Metal Antique Brass	R Right
		JT Arch	OMB Round Metal Polished Brass	RMA Rectangular Metal Black	C Centered
		JV Dome	OMC Round Metal Satin Chrome		
		JW Reed			

SAMPLE ORDER CODE

ZWDCT 20		JR	N	L
----------	--	----	---	---

DIMENSIONS INCHES / MM	PRICING	OTHER DIMENSION
D		'A'
20 / 508	2434	36.5 / 927
24 / 610	3038	42 / 1067

If a Worksurface Grommet is specified, add 197 Round Metal
 add 287 Rectangular Metal

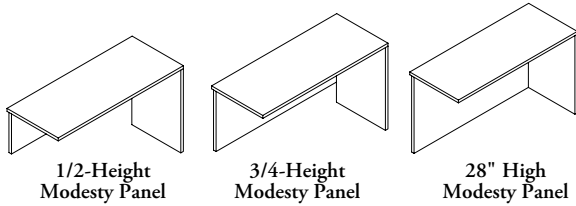
To order a Custom Color for Westcoast please use the code ZCCWS. A one time 1316 list charge per color applies.

return desks

product map

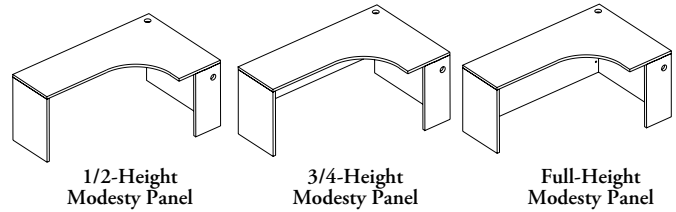
Z W R L Return Shell

Page 40



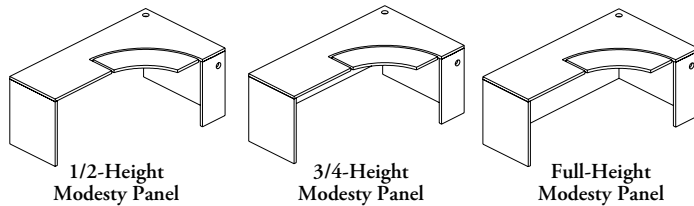
Z W R E Extended Corner Desk

Page 41

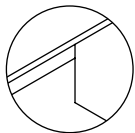
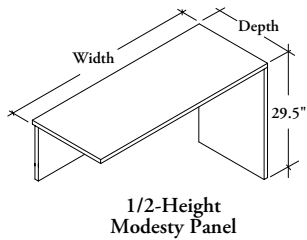


Z W R E K Extended Corner Desk with Keyboard Support

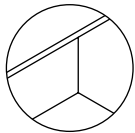
Page 42



Z W R L
Return Shell



3/4-Height Modesty Panel



Full-Height Modesty Panel

WHAT'S INCLUDED

1 return shell with half-moon cut-out.

NOTES

Please note that a Radius edge removes reversibility of return.

Refer to the *Application Guide* portion of this guide for details on grommet location.

Please see finish listing with codes in the Wood/Casegoods Introduction booklet.

PRODUCT OPTIONS

Modesty Panel Style	Width	Depth	Orientation	Finish	Edge Detail	Worksurface Grommet Style			Grommet Surface Location
H 1/2-Height Modesty	30, 36, 42, 48, 54, 60, 66, 72	20, 24	L Left Handed R Right Handed (Shown)	Natural Veneer Custom Wood Stain	JR Bevel	N None	OMC Round Metal Satin Chrome	L Left	
T 3/4-Height Modesty					JS Classic	OPA Round Plastic Black	OMD Round Metal Polished Chrome	R Right	
F Full-Height Modesty					JT Arch JV Dome JW Reed	OMA Round Metal Black OMB Round Metal Polished Brass	OME Round Metal Antique Brass RMA Rectangular Metal Black	C Centered	

SAMPLE ORDER CODE

ZWRL H	30	20	L	ZE	JR	N	
---------------	-----------	-----------	----------	-----------	-----------	----------	--

DIMENSIONS
INCHES / MM

W	D
30 / 762	20 / 508
30 / 762	24 / 610
36 / 914	20 / 508
36 / 914	24 / 610
42 / 1067	20 / 508
42 / 1067	24 / 610
48 / 1219	20 / 508
48 / 1219	24 / 610
54 / 1372	20 / 508
54 / 1372	24 / 610
60 / 1524	20 / 508
60 / 1524	24 / 610
66 / 1676	20 / 508
66 / 1676	24 / 610
72 / 1829	20 / 508
72 / 1829	24 / 610

PRICING

1/2-HEIGHT MODESTY (H)	3/4-HEIGHT MODESTY (T)	28" HIGH MODESTY (F)
1731	1763	1817
1945	1981	2035
1762	1807	1907
2126	2170	2270
1976	2028	2089
2356	2404	2469
2137	2199	2270
2511	2572	2641
2288	2351	2428
2683	2751	2826
2526	2598	2685
2789	2863	2948
2653	2728	2822
2932	3006	3097
2660	2743	2852
2967	3049	3153

If a Worksurface Grommet is specified, add 92 Round Plastic
add 197 Round Metal
add 287 Rectangular Metal

If a Modesty Panel Grommet is specified, add 100

To order a Custom Color for Westcoast please use the code ZCCWS. A one time 1316 list charge per color applies.

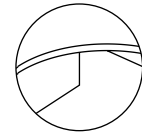
WHAT'S INCLUDED

1 desk with half-moon cut-out and 1 standard round Black plastic worksurface grommet.

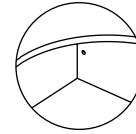
NOTES

Please note that these surfaces are not reversible.

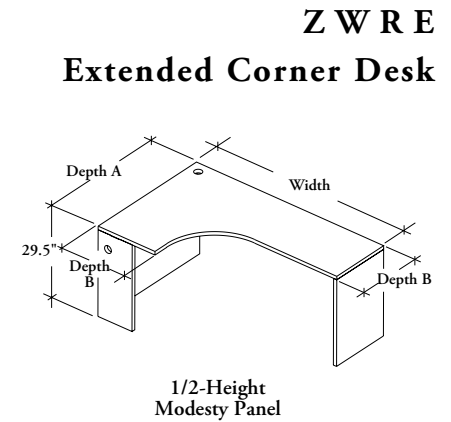
Please see finish listing with codes in the Wood/Caseworks Introduction booklet.



3/4-Height
Modesty Panel



Full-Height
Modesty Panel

**Z W R E****Extended Corner Desk****PRODUCT OPTIONS**

Modesty Panel Style	Width	Depth A	Depth B	Orientation	Finish	Edge Detail	Worksurface Grommet Style		
H 1/2-Height Modesty	66, 72, 84	42, 48	20, 24	L Left Handed (Shown) R Right Handed	Natural Veneer Custom Wood Stain	JR Bevel	N None	OMD Round Metal Polished Chrome	
T 3/4-Height Modesty						JS Classic	OMA Round Metal Black	OME Round Metal Antique Brass	
F Full-Height Modesty						JT Arch JV Dome JW Reed	OMB Round Metal Polished Brass OMC Round Metal Satin Chrome	RMA Rectangular Metal Black	

SAMPLE ORDER CODE

ZWRE H	66	42	20	L	ZE	JR	N
---------------	-----------	-----------	-----------	----------	-----------	-----------	----------

**DIMENSIONS
INCHES / MM**

W	Da	Db
66 / 1676	42 / 1067	20 / 508
72 / 1829	42 / 1067	20 / 508
84 / 2134	42 / 1067	20 / 508
66 / 1676	42 / 1067	24 / 610
72 / 1829	42 / 1067	24 / 610
84 / 2134	42 / 1067	24 / 610
66 / 1676	48 / 1219	20 / 508
72 / 1829	48 / 1219	20 / 508
84 / 2134	48 / 1219	20 / 508
66 / 1676	48 / 1219	24 / 610
72 / 1829	48 / 1219	24 / 610
84 / 2134	48 / 1219	24 / 610

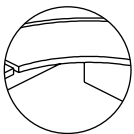
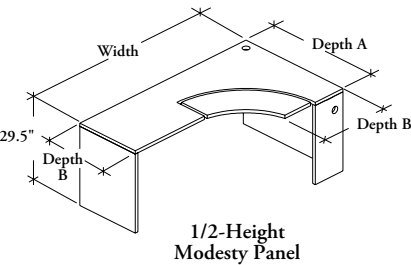
PRICING

1/2-HEIGHT MODESTY (H)	3/4-HEIGHT MODESTY (T)	FULL-HEIGHT MODESTY (F)
5110	5220	5296
5289	5399	5484
5445	5594	5753
5289	5399	5484
5306	5445	5577
5625	5773	5933
5110	5220	5296
5289	5399	5484
5445	5594	5753
5289	5399	5484
5306	5445	5577
5625	5773	5933

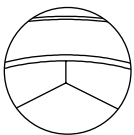
If a Worksurface Grommet is specified, add 197 Round Metal
add 287 Rectangular Metal

To order a Custom Color for Westcoast please use the code ZCCWS. A one time 1316 list charge per color applies.

Z W R E K
Extended Corner Desk
with Keyboard Support



3/4-Height
Modesty Panel



Full-Height
Modesty Panel

WHAT’S INCLUDED

1 desk with height-adjustable keyboard mechanism, 1 half-moon cut-out and 1 standard round Black plastic worksurface grommet.

NOTES

Please note that these surfaces are not reversible.

Please see finish listing with codes in the Wood/Casegoods Introduction booklet.

PRODUCT OPTIONS

Modesty Panel Style	Width	Depth A	Depth B	Orientation	Finish	Edge Detail	Worksurface Grommet Style		
H 1/2-Height Modesty	66, 72, 84	42	20, 24	L Left Handed	Natural Veneer	JR Bevel	N None	OMD Round Metal Polished Chrome	
T 3/4-Height Modesty				R Right Handed (Shown)	Custom Wood Stain	JS Classic	OMA Round Metal Black	OME Round Metal Antique Brass	
F Full-Height Modesty						JT Arch JV Dome JW Reed	OMB Round Metal Polished Brass	RMA Rectangular Metal Black	
							OMC Round Metal Satin Chrome		

SAMPLE ORDER CODE

ZWREK H	66	42	20	L	ZE	JR	N
---------	----	----	----	---	----	----	---

DIMENSIONS
INCHES / MM

W	Da	Db
66 / 1676	42 / 1067	20 / 508
72 / 1829	42 / 1067	20 / 508
84 / 2134	42 / 1067	20 / 508
66 / 1676	42 / 1067	24 / 610
72 / 1829	42 / 1067	24 / 610
84 / 2134	42 / 1067	24 / 610

PRICING

1/2-HEIGHT MODESTY (H)	3/4-HEIGHT MODESTY (T)	FULL-HEIGHT MODESTY (F)
6009	6085	6195
6186	6270	6382
6360	6507	6657
6186	6270	6382
6214	6345	6477
6536	6684	6835

If a Worksurface Grommet is specified, add 197 Round Metal
add 287 Rectangular Metal

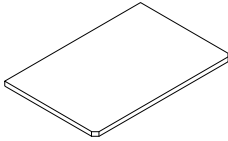
To order a Custom Color for Westcoast please use the code ZCCWS. A one time 1316 list charge per color applies.

bridges

product map

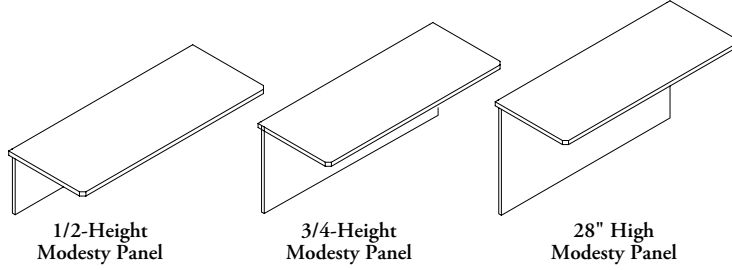
Z W B T B N Bridge Top

Page 46



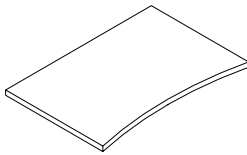
Z W B T B Bridge Top and Modesty

Page 47



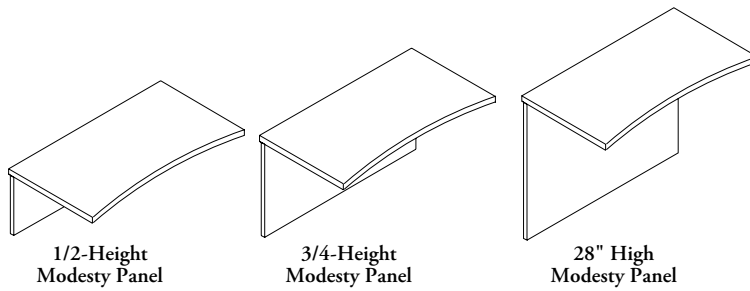
Z W B T C N Curved Bridge Top

Page 48

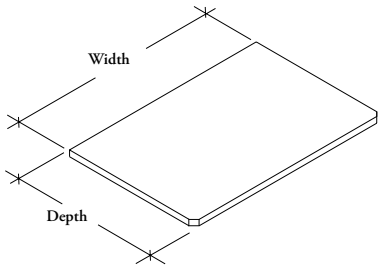


Z W B T C B Curved Bridge Top and Modesty

Page 49



Z W B T B N
Bridge Top



WHAT’S INCLUDED
1 bridge with grommet (if specified).

NOTES
Refer to the *Application Guide* portion of this guide for details on grommet location.
Please see finish listing with codes in the Wood/Casegoods Introduction booklet.

PRODUCT OPTIONS

Width	Depth	Finish	Edge Detail	Worksurface Grommet Style			Grommet Surface Location
36, 42, 48	20, 24	Natural Veneer Custom Wood Stain	JR Bevel	N	None	OMC Round Metal Satin Chrome	L Left
			JS Classic	OPA	Round Plastic Black	OMD Round Metal Polished Chrome	R Right
			JT Arch	OMA	Round Metal Black	OME Round Metal Antique Brass	C Centered
			JV Dome	OMB	Round Metal Polished Brass	RMA Rectangular Metal Black	
			JW Reed				

SAMPLE ORDER CODE

ZWBTBN 36	20	ZE	JR	N	
-----------	----	----	----	---	--

DIMENSIONS
INCHES / MM

W	D
36 / 914	20 / 508
36 / 914	24 / 610
42 / 1067	20 / 508
42 / 1067	24 / 610
48 / 1219	20 / 508
48 / 1219	24 / 610

PRICING

1028
1155
1251
1373
1263
1475

If a Worksurface Grommet is specified, add 92 Round Plastic
 add 197 Round Metal
 add 287 Rectangular Metal

To order a Custom Color for Westcoast please use the code ZCCWS. A one time 1316 list charge per color applies.

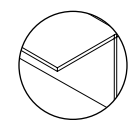
WHAT'S INCLUDED

1 bridge with modesty (as specified), 1 half-moon cut-out, 1 worksurface grommet (if specified).

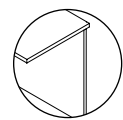
NOTES

Refer to the *Application Guide* portion of this guide for details on grommet location.

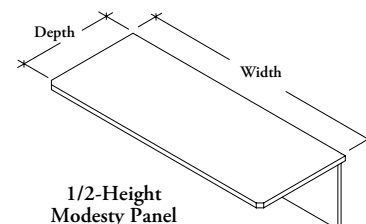
Please see finish listing with codes in the Wood/Casegoods Introduction booklet.

Z W B T B**Bridge Top and Modesty**

3/4-Height
Modesty Panel



Full-Height
Modesty Panel



1/2-Height
Modesty Panel

PRODUCT OPTIONS

Modesty Panel Option	Width	Depth	Finish	Edge Detail	Worksurface Grommet Style			Grommet Surface Location
H 1/2-Height Modesty	36, 42, 48, 54, 60	20, 24	Natural Veneer Custom Wood Stain	JR Bevel	N	None	OMC Round Metal Satin Chrome	L Left
T 3/4-Height Modesty				JS Classic	OPA Round Plastic Black	OMD Round Metal Polished Chrome	R Right	
F 28" High Modesty				JT Arch	OMA Round Metal Black	OME Round Metal Antique Brass	C Centered	
				JV Dome	OMB Round Metal Polished Brass	RMA Rectangular Metal Black		
				JW Reed				

SAMPLE ORDER CODE

ZWBTB T	36	20	ZE	JR	OMA	L
----------------	-----------	-----------	-----------	-----------	------------	----------

**DIMENSIONS
INCHES / MM**

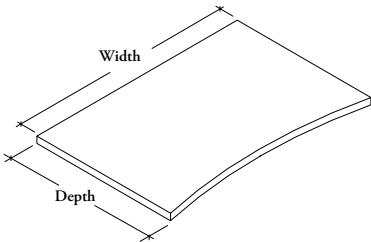
W	D	1/2-HEIGHT MODESTY (H)	3/4-HEIGHT MODESTY (T)	28" HIGH MODESTY (F)
36 / 914	20 / 508	1285	1353	1433
36 / 914	24 / 610	1445	1507	1589
42 / 1067	20 / 508	1564	1614	1667
42 / 1067	24 / 610	1719	1764	1818
48 / 1219	20 / 508	1605	1666	1741
48 / 1219	24 / 610	1845	1904	1980
54 / 1372	20 / 508	1672	1783	1863
54 / 1372	24 / 610	1714	2035	2123
60 / 1524	20 / 508	1980	2051	2142
60 / 1524	24 / 610	2147	2220	2306

If a Worksurface Grommet is specified,

add 92 Round Plastic
add 197 Round Metal
add 287 Rectangular Metal

To order a Custom Color for Westcoast please use the code ZCCWS. A one time 1316 list charge per color applies.

ZWBTCN
Curved Bridge Top



WHAT’S INCLUDED
1 bridge,, 1 worksurface grommet (if specified).

NOTES
Refer to the *Application Guide* portion of this guide for details on grommet location.
Please see finish listing with codes in the Wood/Casegoods Introduction booklet.

PRODUCT OPTIONS

Width	Depth	Finish	Edge Detail	Worksurface Grommet Style			Grommet Surface Location
36, 42, 48	20, 24	Natural Veneer Custom Wood Stain	JR Bevel	N	None	OMC Round Metal Satin Chrome	L Left
			JS Classic	OPA	Round Plastic Black	OMD Round Metal Polished Chrome	R Right
			JT Arch	OMA	Round Metal Black	OME Round Metal Antique Brass	C Centered
			JV Dome	OMB	Round Metal Polished Brass	RMA Rectangular Metal Black	
			JW Reed				

SAMPLE ORDER CODE

ZWBTCN 36	20	ZE	JR	OPA	L
-----------	----	----	----	-----	---

DIMENSIONS
INCHES / MM

W	D
36 / 914	20 / 508
36 / 914	24 / 610
42 / 1067	20 / 508
42 / 1067	24 / 610
48 / 1219	20 / 508
48 / 1219	24 / 610

PRICING

1248
1396
1512
1660
1553
1785

If a Worksurface Grommet is specified, add 92 Round Plastic
 add 197 Round Metal
 add 287 Rectangular Metal

To order a Custom Color for Westcoast please use the code ZCCWS. A one time 1316 list charge per color applies.

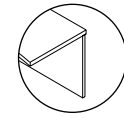
WHAT'S INCLUDED

1 bridge with modesty (as specified), 1 half-moon cut-out, 1 worksurface grommet (if specified).

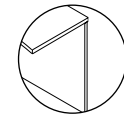
NOTES

Refer to the *Application Guide* portion of this guide for details on grommet location.

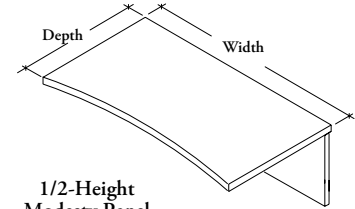
Please see finish listing with codes in the Wood/Caseworks Introduction booklet.

Z W B T C B**Curved Bridge Top and Modesty**

3/4-Height
Modesty Panel



28" High
Modesty Panel



1/2-Height
Modesty Panel

PRODUCT OPTIONS

Modesty Panel Option	Width	Depth	Finish	Edge Detail	Worksurface Grommet Style			Grommet Surface Location
H 1/2-Height Modesty	36, 42, 48, 54, 60	20, 24	Natural Veneer Custom Wood Stain	JR Bevel	N None	OMC Round Metal Satin Chrome	L Left	
T 3/4-Height Modesty				JS Classic	OPA Round Plastic Black	OMD Round Metal Polished Chrome	R Right	
F 28" High Modesty				JT Arch	OMA Round Metal Black	OME Round Metal Antique Brass	C Centered	
				JV Dome	OMB Round Metal Polished Brass	RMA Rectangular Metal Black		
				JW Reed				

SAMPLE ORDER CODE

ZWBTCB H	36	20	ZE	JR	N	L
-----------------	-----------	-----------	-----------	-----------	----------	----------

**DIMENSIONS
INCHES / MM**

W	D
36 / 914	20 / 508
36 / 914	24 / 610
42 / 1067	20 / 508
42 / 1067	24 / 610
48 / 1219	20 / 508
48 / 1219	24 / 610
54 / 1372	20 / 508
54 / 1372	24 / 610
60 / 1524	20 / 508
60 / 1524	24 / 610

PRICING

1/2-HEIGHT MODESTY (H)	3/4-HEIGHT MODESTY (T)	30" HIGH MODESTY (F)
1558	1633	1733
1749	1820	1922
1890	1951	2018
2079	2134	2205
1944	2016	2106
2235	2299	2395
2027	2156	2254
2356	2465	2564
2395	2481	2591
2598	2682	2788

If a Worksurface Grommet is specified,

add 92 Round Plastic
add 197 Round Metal
add 287 Rectangular Metal

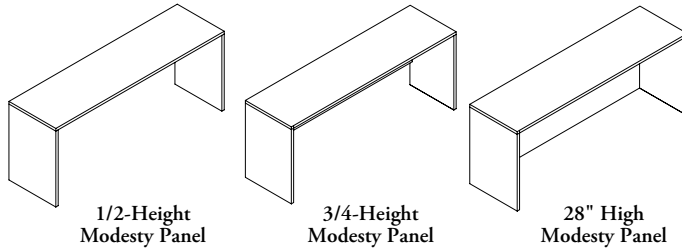
To order a Custom Color for Westcoast please use the code ZCCWS. A one time 1316 list charge per color applies.

credenzas

product map

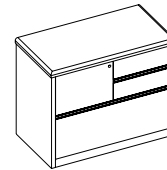
Z W C L Credenza Shell

Page 52



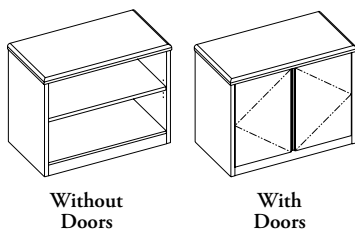
Z W C C P Combo Credenza

Page 53



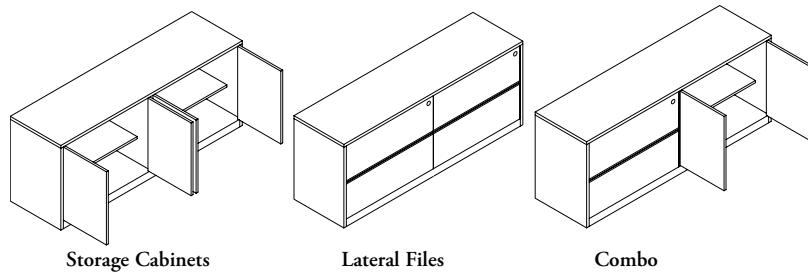
Z W C S S Single Storage Credenza

Page 54



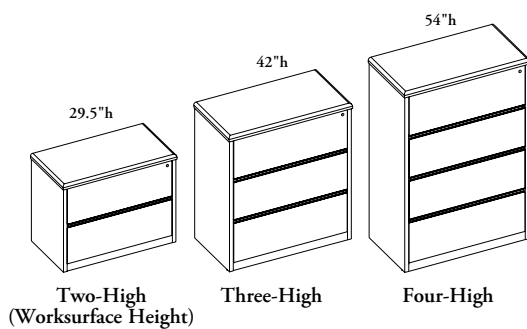
Z W C D S Double Storage Credenza

Page 55

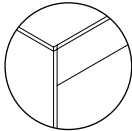
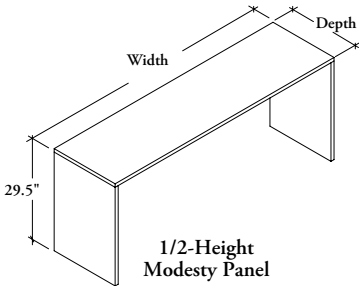


Z W C L F Lateral File Credenza

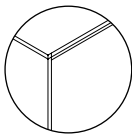
Page 56



Z W C L
Credenza Shell



3/4-Height Modesty Panel



Full-Height Modesty Panel

WHAT’S INCLUDED
1 credenza shell, modesty panel (as specified), 1 worksurface grommet (as specified), and 1 half moon cut-out on modesty panel.

NOTES
Refer to the *Application Guide* portion of this guide for details on grommet location.
Please see finish listing with codes in the Wood/Casegoods Introduction booklet.

PRODUCT OPTIONS

Connection Compatibility Option	Modesty Panel Style	Width		Depth	Finish	Edge Detail	Worksurface Grommet Style			Grommet Surface Location
							N	OPA	OMA	
0 No Compatibility	H 1/2-Height Modesty Panel	48 48	90 90	20, 24	Natural Veneer Custom Wood Stain	JR Bevel	None	Round Plastic Black	OMD Round Metal Polished Chrome	L Left
1 20" d Left Compatibility		54 54	96 96			JS Classic				R Right
2 20" d Right Compatibility	T 3/4-Height Modesty	60 60	02 102			JT Arch			OME Round Metal Antique Brass	C Centered
3 24" d Left Compatibility		66 66	08 108			JV Dome	OMA Round Metal Black			
4 24" Right Compatibility	F Full-Height Modesty	72 72				JW Reed	OMB Round Metal Polished Brass		RMA Rectangular Metal Black	
		78 78					OMC Round Metal Satin Chrome			
		84 84								

SAMPLE ORDER CODE

ZWCL H	48	48	24	24	JR	N	
--------	----	----	----	----	----	---	--

DIMENSIONS
INCHES / MM

W	D
48 / 1219	20 / 508
48 / 1219	24 / 610
54 / 1372	20 / 508
54 / 1372	24 / 610
60 / 1524	20 / 508
60 / 1524	24 / 610
66 / 1676	20 / 508
66 / 1676	24 / 610
72 / 1829	20 / 508
72 / 1829	24 / 610
78 / 1981	20 / 508
78 / 1981	24 / 610
84 / 2134	20 / 508
84 / 2134	24 / 610
90 / 2286	20 / 508
90 / 2286	24 / 610
96 / 2438	20 / 508
96 / 2438	24 / 610
102 / 2591	20 / 508
102 / 2591	24 / 610
108 / 2743	20 / 508
108 / 2743	24 / 610

PRICING

1/2-Height Modesty (H)	3/4-Height Modesty (T)	28" High Modesty (F)
2340	2593	2721
2712	2641	2769
2562	2748	2883
2873	2799	2933
2729	2839	2985
2995	2900	3043
2893	3011	3165
3033	3073	3225
2932	3074	3201
3066	3209	3336
3105	3257	3392
3252	3201	3538
3192	3352	3494
3399	3555	3700
3383	3549	3703
3601	3760	3924
3675	3830	4015
3813	3969	4157
3856	4060	4257
4006	4211	4405
3897	4093	4280
4050	4242	4430

If a Worksurface Grommet is specited, add 92 Round Plastic
add 197 Round Metal
add 287 Rectangular Metal

To order a Custom Color for Westcoast please use the code ZCCWS. A one time 1316 list charge per color applies.

WHAT'S INCLUDED

1 combo credenza, 1 pencil tray in the top box drawer.

Front-mounted lock on file drawer and lateral file drawer.

NOTES

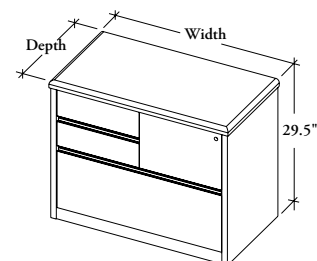
Credenzas are veneered on all sides. Back is unfinished.

Box drawers are not locked.

Metal Arch Pulls are finished in a Satin Chrome finish. Reverse Contemporary and Rectangular pull options are available in Ebony and Platinum.

Cannot be used under worksurfaces.

Please see finish listing with codes in the Wood/Casegoods Introduction booklet.

Z W C C P
Combo Credenza
**PRODUCT OPTIONS**

Width	Depth	File Drawer Location	Pull Style	Pull Finish (For C & B Pull Styles)	Finish	Edge Detail	Drawer Box Finish	Pencil Tray Finish	Lock Finish
30 31	20, 24	L Left Handed	C Reverse Contemporary	52 Ebony	Natural Veneer Custom Wood Stain	JR Bevel	52 Ebony	52 Ebony	52 Ebony
37 37		R Right Handed (Shown)	MP Metal Arch Pull B Rectangular	60 Platinum		JS Classic JT Arch JV Dome JW Reed	MP Solid Natural Maple	MP Solid Natural Maple	C9 Polished Chrome

SAMPLE ORDER CODE

ZWCCP 30	20	L	C	52	ZE	JR	52	52	52
-----------------	-----------	----------	----------	-----------	-----------	-----------	-----------	-----------	-----------

**DIMENSIONS
INCHES / MM**

W	D
30 / 762	20 / 508
30 / 762	24 / 610
37 / 940	20 / 508
37 / 940	24 / 610

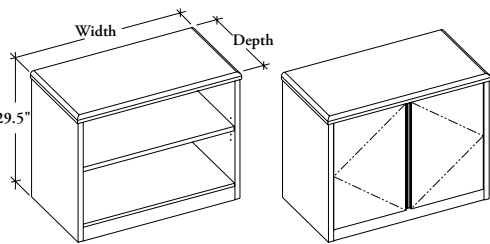
PRICING

Ebony Drawer Box	Maple Drawer Box
5537	6138
5843	6692
5953	6605
6282	7198

If a Maple Pencil Tray is specified, add 152

To order a Custom Color for Westcoast please use the code ZCCWS. A one time 1316 list charge per color applies.

ZWCSS
Single Storage Credenza



WHAT’S INCLUDED
1 single storage credenza with doors (if specified).
1 adjustable shelf that can be adjusted up or down approximately 2 1/2".

NOTES
Credenzas are veneered on all sides.

Metal Arch Pulls are finished in a Satin Chrome finish. Reverse Contemporary and Rectangular pull options are available in Ebony and Platinum.

Please see finish listing with codes in the Wood/Casegoods Introduction booklet.

PRODUCT OPTIONS

Style	Width	Depth	Pull Style (If applicable)	Pull Finish (For C & B Pull Styles)	Finish	Edge Detail	Lock Option For doors	Lock Finish (If applicable)
0 Without Doors	30 31	20, 24	C Reverse Contemporary	52 Ebony	Natural Veneer	JR Bevel	N No Locks	52 Ebony
1 With Doors	37 37			60 Platinum		JS Classic	L With Locks	C9 Polished Chrome
			MP Metal Arch Pull			JT Arch		
			B Rectangular			JV Dome		
						JW Reed		

SAMPLE ORDER CODE

ZWCSS 0	30	20			ZE	JR		
---------	----	----	--	--	----	----	--	--

DIMENSIONS
INCHES / MM

W	D
30 / 762	20 / 508
30 / 762	24 / 610
37 / 940	20 / 508
37 / 940	24 / 610

PRICING

Without Doors (0)	With Doors (1)
2593	3337
2854	3674
2788	3589
3070	3948

If Locks are specified, add 100
To order a Custom Color for Westcoast please use the code ZCCWS. A one time 1316 list charge per color applies.

WHAT'S INCLUDED

1 double storage credenza with drawers and/or doors (as specified), front-mounted locks on file drawers.

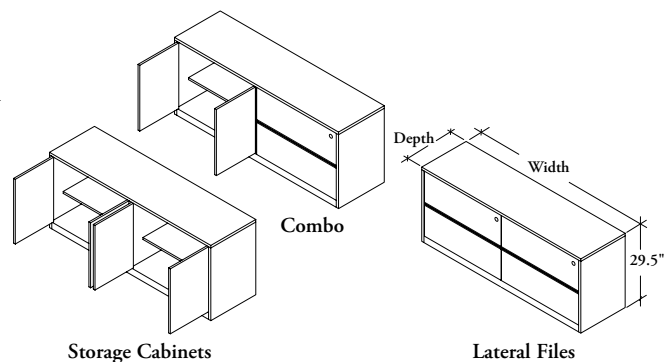
1 adjustable shelf that can be adjusted up or down approximately 2 1/2".

NOTES

Credenzas are veneered on all sides. Back is unfinished.

Metal Arch Pulls are finished in a Satin Chrome finish. Reverse Contemporary and Rectangular pull options are available in Ebony and Platinum.

Please see finish listing with codes in the Wood/Casegoods Introduction booklet.

Z W C D S**Double Storage Credenza****PRODUCT OPTIONS**

Storage Combination	Width	Depth	Storage Cabinet Location (For C Cabinet)	Pull Style	Pull Finish (For C & B Pull Styles)	Finish	Edge Detail	Drawer Box Finish (For L & C Cabinets)	Lock Option	Lock Finish
S Storage Cabinets	60, 72	20, 24	R Right Handed	C Reverse Contemporary	52 Ebony 60 Platinum	Natural Veneer Custom Wood Stain	JR Bevel	52 Ebony MP Solid Natural Maple	N No Locks L With Locks	52 Ebony C9 Polished Chrome
L Lateral Files			L Left Handed (shown)	MP Metal Arch Pull			JS Classic			
C Combo				B Rectangular			JT Arch JV Dome JW Reed			

SAMPLE ORDER CODE

ZWCDS C	60	20	L	C	52	ZE	JR	52	N	
----------------	-----------	-----------	----------	----------	-----------	-----------	-----------	-----------	----------	--

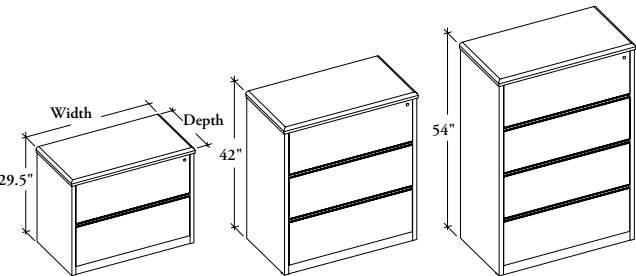
**DIMENSIONS
INCHES / MM****PRICING**

		STORAGE CABINETS (S)	LATERAL FILES (L)		COMBO (C)	
W	D		Ebony Drawer Box	Maple Drawer Box	Ebony Drawer Box	Maple Drawer Box
60 / 1524	20 / 508	5029	6341	6991	6081	6405
60 / 1524	24 / 610	5531	6975	7626	6689	7015
72 / 1829	20 / 508	5190	6535	7209	6268	6606
72 / 1829	24 / 610	5704	7192	7862	6895	7231

If Locks are specified, add 100

To order a Custom Color for Westcoast please use the code ZCCWS. A one time 1316 list charge per color applies.

Z W C L F
Lateral File Credenza



WHAT’S INCLUDED
1 lateral file credenza with drawers (as specified), locks.

NOTES
Credenzas are veneered on all sides. Back is unfinished.
Cannot be used under worksurfaces.
Metal Arch Pulls are finished in a Satin Chrome finish. Reverse Contemporary and Rectangular pull options are available in Ebony and Platinum.
Please see finish listing with codes in the Wood/Casegoods Introduction booklet..

PRODUCT OPTIONS

Height	Width	Depth	Pull Style	Pull Finish (For C & B Pull Styles)	Finish	Edge Detail	Drawer Box Finish	Lock Finish
20 Two-High (Worksurface Height)	30 31 37 37	20, 24	C Reverse Contemporary MP Metal Arch Pull B Rectangular	52 Ebony 60 Platinum	Natural Veneer Custom Wood Stain	JR Bevel JS Classic JT Arch JV Dome JW Reed	52 Ebony MP Solid Natural Maple	52 Ebony C9 Polished Chrome
30 Three-High (42")								
40 Four-High (54")								

SAMPLE ORDER CODE

ZWCLF 20	37	20	C	52	ZE	JR	52	52
----------	----	----	---	----	----	----	----	----

DIMENSIONS
INCHES / MM

W	D
30 / 762	20 / 508
30 / 762	24 / 610
37 / 940	20 / 508
37 / 940	24 / 610

PRICING

TWO-HIGH (20)		THREE-HIGH (30)		FOUR-HIGH (40)	
Ebony Drawer Box	Maple Drawer Box	Ebony Drawer Box	Maple Drawer Box	Ebony Drawer Box	Maple Drawer Box
3857	4172	5546	6010	6721	7346
4246	4558	6095	6566	7392	8021
4151	4487	5963	6465	7230	7900
4563	4902	6558	7059	7949	8621

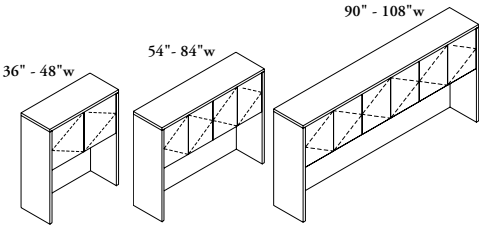
To order a Custom Color for Westcoast please use the code ZCCWS. A one time 1316 list charge per color applies.

hutches

product map

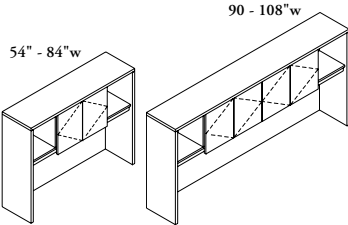
Z W H S Storage Hutch for Credenza

Page 60



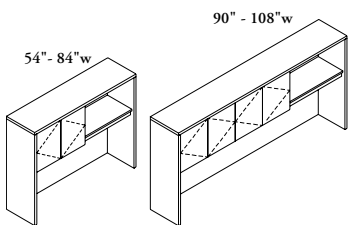
Z W H M Combination Hutch

Page 61



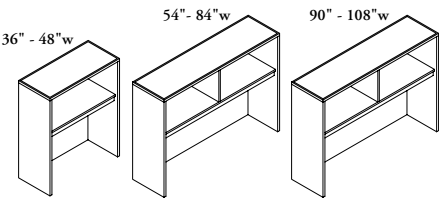
Z W H S O Storage Hutch with Single Opening

Page 62



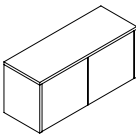
Z W H C Collator for Desk and Credenza

Page 63

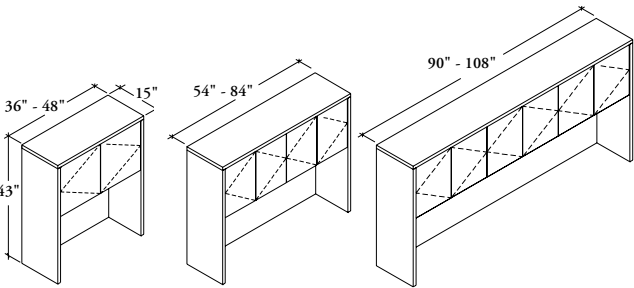


Z W H W Wall Mounted Storage Cabinet

Page 64



Z W H S
Storage Hutch for Credenza



WHAT'S INCLUDED
1 hutch with doors (as specified). 1 rail (if specified). 1 tackboard (if specified).
36" – 48" wide = 1 lock (if specified).
54" – 84" wide = 2 locks (if specified).
90" – 108" = 3 locks (if specified).

NOTES
Glass doors have an anodized aluminum frame and contain a touch latch.
Locks are not available on glass doors.
An accessory rail with electrics cannot be ordered separately and cannot be field installed.
Hinged electrical/box is secured to the back left side of the Hutch rail during factory installation however, can be re-positioned to the right of the Hutch rail in the field.
The accessory rail and electric box are finished in Anodized Aluminum.
6" deep shelves can be mounted to the accessory rail without additional mounting hardware. These shelves can be found in Complements: *Teknion's Ergonomics & Accessories Program*.
Please see finish listing with codes in the Wood/Casegoods Introduction booklet.

PRODUCT OPTIONS

Width			Door Style	Rail Style	Finish	Edge Detail	Tackboard Option	Lock Option	Lock Finish (If applicable)
36 36	72 72	08 108	W Wood	N No Rail	Natural Veneer	JR Bevel	N No Tackboard	N No Locks	52 Ebony
42 42	78 78		G Glass	R Rail Only	Custom Wood Stain	JS Classic	T With Tackboard	L With Locks	C9 Polished Chrome
48 48	84 84			E Rail with Electrics		JT Arch			
54 54	90 90			D Rail with Electrics and Data		JV Dome			
60 60	96 96					JW Reed			
66 66	02 102								

SAMPLE ORDER CODE

ZWHS 36	W	N	ZE	JR	T	N	
---------	---	---	----	----	---	---	--

DIMENSIONS
INCHES / MM

W
36 / 914
42 / 1067
48 / 1219
54 / 1372
60 / 1524
66 / 1676
72 / 1829
78 / 1981
84 / 2134
90 / 2286
96 / 2438
102 / 2591
108 / 2743

PRICING

Wood Doors (W)	Glass Doors (G)
3381	3998
3609	4225
3884	4496
4780	5399
4929	6162
5143	6370
5400	6629
5752	6983
5930	7162
6365	8209
6560	8406
7254	9100
7480	9325

If Rail Only is specified, add 311 for 36" widths - 54" widths
add 512 for 60" widths - 108" widths

If Rail with Electrics is specified, add 446 for 36" widths - 54" widths
add 784 for 60" widths - 108" widths

If Rail with Electrics & Data is specified, add 446 for 36" widths - 54" widths
add 784 for 60" widths - 108" widths

If Locks are specified, add 100/lock

To order a Custom Color for Westcoast please use the code ZCCWS. A one time 1316 list charge per color applies.
Please refer to page 65 for Tackboard pricing.

WHAT'S INCLUDED

1 hutch with doors (as specified). 1 rail (if specified). 1 tackboard (if specified).

54" – 84" wide = 1 lock (if specified).

90" – 108" = 2 locks (if specified).

NOTES

Glass doors have an anodized aluminum frame and contain a touch latch.

Locks are not available on glass doors.

An accessory rail with electrics cannot be ordered separately and cannot be field installed.

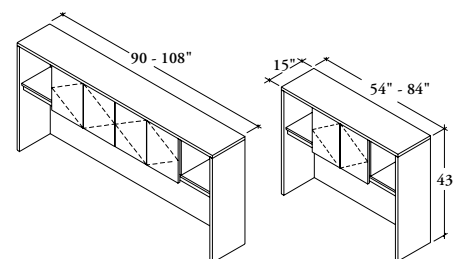
Hinged electrical/box is secured to the back left side of the Hutch rail during factory installation however, can be re-positioned to the right of the Hutch rail in the field.

The accessory rail and electric box are finished in Anodized Aluminum.

6" deep shelves can be mounted to the accessory rail without additional mounting hardware. These shelves can be found in Complements: *Teknion's Ergonomics & Accessories Program*.

Please see finish listing with codes in the Wood/Casegoods Introduction booklet.

Z W H M Combination Hutch

**PRODUCT OPTIONS**

Width		Door Style	Rail Style	Finish	Edge Detail	Tackboard Option	Lock Option	Lock Finish (If applicable)
54 54	90 90	W Wood	N No Rail	Natural Veneer	JR Bevel	N No Tackboard	N No Locks	52 Ebony
60 60	96 96	G Glass	R Rail Only	Custom Wood Stain	JS Classic	T With Tackboard	L With Locks	C9 Polished Chrome
66 66	02 102		E Rail with Electrics		JT Arch			
72 72	08 108		D Rail with Electrics and Data		JV Dome			
78 78					JW Reed			
84 84								

SAMPLE ORDER CODE

ZWHM 54	W	N	ZE	JR	N	N	
---------	---	---	----	----	---	---	--

**DIMENSIONS
INCHES / MM**

W
54 / 1372
60 / 1524
66 / 1676
72 / 1829
78 / 1981
84 / 2134
90 / 2286
96 / 2438
102 / 2591
108 / 2743

PRICING

Wood Doors (W)	Glass Doors (G)
4500	5114
4647	5260
4858	5473
5115	5731
5468	6084
5647	6262
6081	7312
6275	7504
6973	8201
7198	8427

If Rail Only is specified,

add 311 for 36" widths - 54" widths
add 512 for 60" widths - 108" widths

If Rail with Electrics is specified,

add 446 for 36" widths - 54" widths
add 784 for 60" widths - 108" widths

If Rail with Electrics & Data is specified,

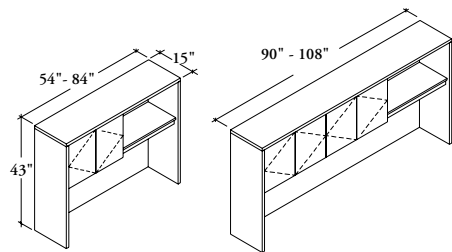
add 446 for 36" widths - 54" widths
add 784 for 60" widths - 108" widths

If Locks are specified, add 100/lock

To order a Custom Color for Westcoast please use the code ZCCWS. A one time 1316 list charge per color applies.

Please refer to page 65 for Tackboard pricing.

Z W H S O
Storage Hutch with Single Opening



WHAT'S INCLUDED
1 hutch with doors (as specified). 1 rail (if specified). 1 tackboard (if specified).
30" – 84" wide = 1 lock (if specified).
90" – 108" = 2 locks (if specified).

NOTES
Glass doors have an anodized aluminum frame and contain a touch latch.
Locks are not available on glass doors.
An accessory rail with electrics cannot be ordered separately and cannot be field installed.
Hinged electrical/box is secured to the back left side of the Hutch rail during factory installation however, can be re-positioned to the right of the Hutch rail in the field.
The accessory rail and electric box are finished in Anodized Aluminum.
6" deep shelves can be mounted to the accessory rail without additional mounting hardware. These shelves can be found in Complements: *Teknion's Ergonomics & Accessories Program*.
Please see finish listing with codes in the Wood/Casegoods Introduction booklet.

PRODUCT OPTIONS

Width		Door Style	Rail Style	Single Opening Location	Finish	Edge Detail	Tackboard Option	Lock Option	Lock Finish (If applicable)
54 54	90 90	W Wood	N No Rail	L Left	Natural Veneer	JR Bevel	N No Tackboard	N No Locks	52 Ebony
60 60	96 96	G Glass	R Rail Only	R Right (Shown)	Custom Wood Stain	JS Classic	T With Tackboard	L With Locks	C9 Polished Chrome
66 66	02 102		E Rail with Electrics			JT Arch			
72 72	08 108		D Rail with Electrics and Data			JV Dome			
78 78						JW Reed			
84 84									

SAMPLE ORDER CODE

ZWHSO 54	W	N	L	ZE	JR	N	N	
----------	---	---	---	----	----	---	---	--

DIMENSIONS
INCHES / MM

W
54 / 1372
60 / 1524
66 / 1676
72 / 1829
78 / 1981
84 / 2134
90 / 2286
96 / 2438
102 / 2591
108 / 2743

PRICING

Wood Doors (W)	Glass Doors (G)
4500	5114
4647	5260
4858	5473
5115	5731
5468	6084
5647	6262
6081	7312
6275	7504
6973	8201
7198	8427

If Rail Only is specified, add 311 for 36" widths - 54" widths
add 512 for 60" widths - 108" widths

If Rail with Electrics is specified, add 446 for 36" widths - 54" widths
add 784 for 60" widths - 108" widths

If Rail with Electrics & Data is specified, add 446 for 36" widths - 54" widths
add 784 for 60" widths - 108" widths

If Locks are specified, add 100/lock

To order a Custom Color for Westcoast please use the code ZCCWS. A one time 1316 list charge per color applies.

Please refer to page 65 for Tackboard pricing.

WHAT'S INCLUDED

1 hutch with rail (if specified), 1 tackboard (if specified).

NOTES

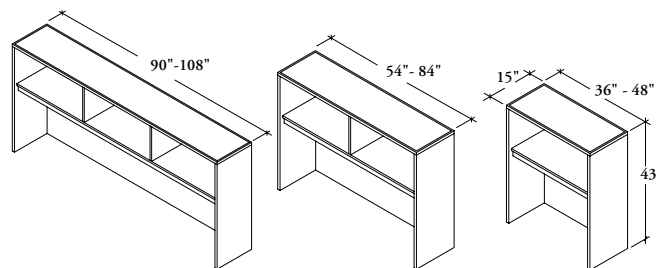
An accessory rail with electrics cannot be ordered separately and cannot be field installed.

Hinged electrical/box is secured to the back left side of the Hutch rail during factory installation however, can be re-positioned to the right of the Hutch rail in the field.

The accessory rail and electric box are finished in Anodized Aluminum.

6" Shelves can be mounted to the accessory rail without additional mounting hardware. These shelves can be found in Complements: *Teknion's Ergonomics & Accessories Program*.

Please see finish listing with codes in the Wood/Casegoods Introduction booklet.

Z W H C**Collator For Desk and Credenza****PRODUCT OPTIONS**

Width		Rail Style	Finish	Edge Detail	Tackboard Option
54 54	90 90	N No Rail	Natural Veneer	JR Bevel	N No Tackboard
60 60	96 96	R Rail Only	Custom Wood Stain	JS Classic	T With Tackboard
66 66	02 102	E Rail with Electrics		JT Arch	
72 72	08 108	D Rail with Electrics and Data		JV Dome	
78 78				JW Reed	
84 84					

SAMPLE ORDER CODE

ZWHC 36	N	ZE	JR	N
----------------	----------	-----------	-----------	----------

**DIMENSIONS
INCHES / MM**

W
36 / 914
42 / 1067
48 / 1219
54 / 1372
60 / 1524
66 / 1676
72 / 1829
78 / 1981
84 / 2134
90 / 2286
96 / 2438
102 / 2591
108 / 2743

PRICING

2481
2643
2818
3222
3320
3525
3731
3952
4073
4296
4432
4563
4959

If Rail Only is specified,

add 311 for 36" widths - 54" widths
add 512 for 60" widths - 108" widths

If Rail with Electrics is specified,

add 446 for 36" widths - 54" widths
add 784 for 60" widths - 108" widths

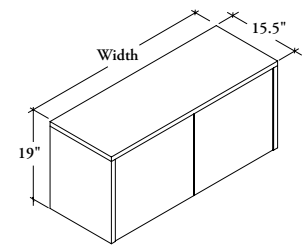
If Rail with Electrics & Data is specified,

add 446 for 36" widths - 54" widths
add 784 for 60" widths - 108" widths

To order a Custom Color for Westcoast please use the code ZCCWS. A one time 1316 list charge per color applies.

Please refer to page 65 for Tackboard pricing.

Z W H W
Wall-Mounted Storage Cabinet



WHAT’S INCLUDED
1 cabinet with doors, 1 tackboard (if specified).
30" – 84" wide = 1 lock (if specified).
90" – 108" = 2 locks (if specified).

NOTES
Glass doors have an anodized aluminum frame and contain a touch latch.
Locks are not available on glass doors.
Client is responsible for ensuring there is adequate support in walls for Wall-Mounted Storage Cabinets.
Please see finish listing with codes in the Wood/Casegoods Introduction booklet.

PRODUCT OPTIONS

Width	Door Style	Finish	Edge Detail	Tackboard Option	Lock Option	Lock Finish (If applicable)
30, 36, 42, 48	W Wood	Natural Veneer	JR Bevel	N No Tackboard	N No Locks	52 Ebony
	G Glass	Custom Wood Stain	JS Classic	T With Tackboard	L With Locks	C9 Polished Chrome
			JT Arch			
			JV Dome			
			JW Reed			

SAMPLE ORDER CODE

ZWHW 30	W	ZE	JR	N	N	
---------	---	----	----	---	---	--

DIMENSIONS
INCHES / MM

W
30 / 762
36 / 914
42 / 1067
48 / 1219

PRICING

Wood Doors (W)	Glass Doors (G)
2623	2942
2782	2900
2986	3105
3127	3254

If Locks are specified, add 100/lock
To order a Custom Color for Westcoast please use the code ZCCWS. A one time 1316 list charge per color applies.
Please refer to page 65 for Tackboard pricing.

TACKBOARD PRICING

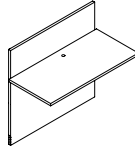
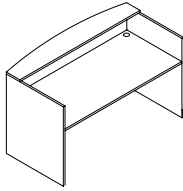
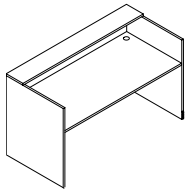
Hutch Width Inches / mm	COM/A	Gr. 1	Gr. 2	Gr. 3	Gr. 5	Gr. 6	Gr. 7
30 / 762	261	265	294	302	341	363	381
36 / 914	266	274	301	308	347	375	391
42 / 1067	334	344	375	391	442	480	506
48 / 1219	332	346	377	391	439	475	499
54 / 1372	421	431	474	489	557	589	625
60 / 1524	543	566	630	660	734	794	846
66 / 1676	588	610	672	703	807	867	916
72 / 1829	636	657	730	763	880	947	1007
78 / 1981	663	688	760	797	914	988	1047
84 / 2134	685	708	790	834	975	1072	942
90 / 2286	716	743	824	869	1017	1116	1192
96 / 2438	741	769	859	901	1041	1139	1208
102 / 2591	936	966	1074	1130	1308	1404	1489
108 / 2743	1008	1040	1144	1195	1357	1456	1538

reception units

product map

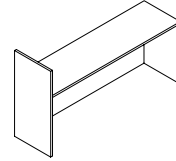
Z W G D Reception Desk

Page 68



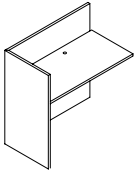
Z W G C Reception Credenza

Page 70



Z W G R Reception Return

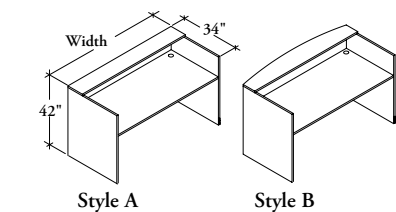
Page 71



Z W G D
Reception Desk

WHAT'S INCLUDED
1 desk, 2 standard round Black plastic worksurface grommets on each back corner of the worksurface.

NOTES
Please see finish listing with codes in the Wood/Casegoods Introduction booklet.



PRODUCT OPTIONS

Style		Width	Finish	Edge Detail	Worksurface Grommet Style			
A	Style A	72, 84	Natural Veneer	JR Bevel	N	None	OMD	Round Metal Polished Chrome
B	Style B		Custom Wood Stain	JS Classic	OMA	Round Metal Black	OME	Round Metal Antique Brass
				JT Arch	OMB	Round Metal Polished Brass	RMA	Rectangular Metal Black
				JV Dome	OMC	Round Metal Satin Chrome		
				JW Reed				

SAMPLE ORDER CODE

ZWGD A	72	ZE	JR	N
--------	----	----	----	---

DIMENSIONS
INCHES / MM

W	STYLE A	STYLE B
72 / 1829	6689	6658
84 / 2134	7219	7290

PRICING

If a Worksurface Grommet is specified, add 197 Round Metal
 add 287 Rectangular Metal
To order a Custom Color for Westcoast please use the code ZCCWS. A one time 1316 list charge per color applies.

WHAT'S INCLUDED

1 bridge, 1 standard round Black plastic worksurface grommet.

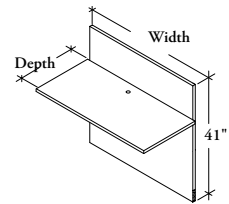
NOTES

Refer to the *Application Guide* for details on grommet location.

Please see finish listing with codes in the Wood/Caseworks Introduction booklet.

Z W G B

Reception Bridge



PRODUCT OPTIONS

Width	Depth	Finish	Edge Detail	Worksurface Grommet Style			Grommet Surface Location
42, 48	20, 24	Natural Veneer Custom Wood Stain	JR Bevel JS Classic JT Arch JV Dome JW Reed	N None OMA Round Metal Black OMB Round Metal Polished Brass OMC Round Metal Satin Chrome	OMD Round Metal Polished Chrome OME Round Metal Antique Brass RMA Rectangular Metal Black		L Left R Right C Centered

SAMPLE ORDER CODE

ZWGB 42	20	ZE	JR	N	
----------------	-----------	-----------	-----------	----------	--

DIMENSIONS INCHES / MM

W	D
42 / 1067	20 / 508
42 / 1067	24 / 610
48 / 1219	20 / 508
48 / 1219	24 / 610

PRICING

1971
2013
2167
2210

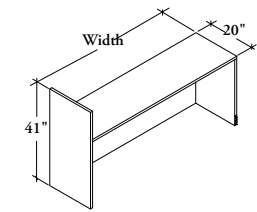
If a Worksurface Grommet is specified,

add 197 Round Metal

add 287 Rectangular Metal

To order a Custom Color for Westcoast please use the code ZCCWS. A one time 1316 list charge per color applies.

Z W G C
Reception Credenza



WHAT'S INCLUDED
1 credenza.

NOTES
Refer to the *Application Guide* portion of this guide for details on grommet location.
Please see finish listing with codes in the Wood/Casegoods Introduction booklet.

PRODUCT OPTIONS

Width	Depth	Orientation	Finish	Edge Detail	Worksurface Grommet Style		Grommet Surface Location
72 72	20	L Left Handed	Natural Veneer	JR Bevel	N None	OMC Round Metal Satin Chrome	L Left
84 84		R Right Handed (Shown)	Custom Wood Stain	JS Classic	OPA Round Plastic Black	OMD Round Metal Polished Chrome	R Right
96 96				JT Arch	OMA Round Metal Black	OME Round Metal Antique Brass	C Centered
08 108				JV Dome	OMB Round Metal Polished Brass	RMA Rectangular Metal Black	
				JW Reed			

SAMPLE ORDER CODE

ZWGC 72	20	R	ZE	JR	N	
---------	----	---	----	----	---	--

DIMENSIONS
INCHES / MM

W	D
72 / 1829	20 / 508
84 / 2134	20 / 508
96 / 2438	20 / 508
108 / 2743	20 / 508

PRICING

3245
3531
3881
4165

If a Worksurface Grommet is specified,

add 92 Round Plastic

add 197 Round Metal

add 287 Rectangular Metal

To order a Custom Color for Westcoast please use the code ZCCWS. A one time 1316 list charge per color applies.

WHAT'S INCLUDED

1 return, 1 standard round Black plastic grommet.

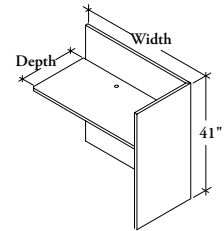
NOTES

Refer to the *Application Guide* portion of this guide for details on grommet location.

Please see finish listing with codes in the Wood/Caseworks Introduction booklet.

Z W G R

Reception Return



PRODUCT OPTIONS

Width	Depth	Orientation	Finish	Edge Detail	Worksurface Grommet Style			Grommet Surface Location
42, 48	20, 24	L Left Handed R Right Handed (Shown)	Natural Veneer Custom Wood Stain	JR Bevel JS Classic JT Arch JV Dome JW Reed	N None OMA Round Metal Black OMB Round Metal Polished Brass OMC Round Metal Satin Chrome	OMD Round Metal Polished Chrome OME Round Metal Antique Brass RMA Rectangular Metal Black		L Left R Right C Centered

SAMPLE ORDER CODE

ZWGR 42	20	L	ZE	JR	OMA	L
----------------	-----------	----------	-----------	-----------	------------	----------

DIMENSIONS INCHES / MM

W	D
42 / 1067	20 / 508
42 / 1067	24 / 610
48 / 1219	20 / 508
48 / 1219	24 / 610

PRICING

2419
2442
2591
2623

If a Worksurface Grommet is specified,

add 197 Round Metal

add 287 Rectangular Metal

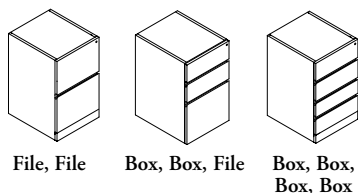
To order a Custom Color for Westcoast please use the code ZCCWS. A one time 1316 list charge per color applies.

storage

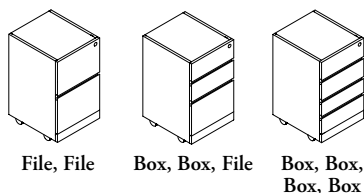
product map

Z S P U Under-Worksurface Pedestal

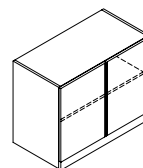
Page 76

**Z S M P Mobile Pedestal**

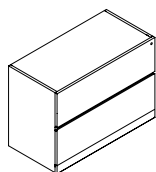
Page 77

**Z S S U Under-Worksurface Storage Cabinet**

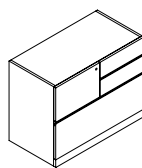
Page 78

**Z S L U Under-Worksurface Lateral File**

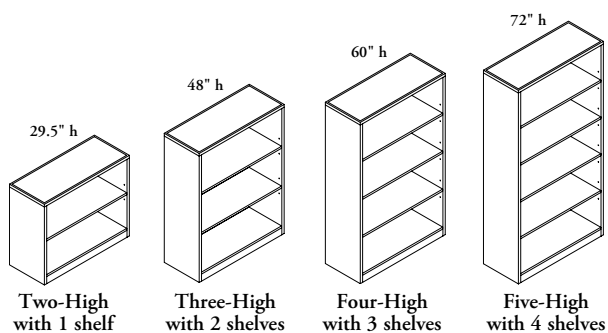
Page 79

**Z S C P U Under-Worksurface Combo Pedestal**

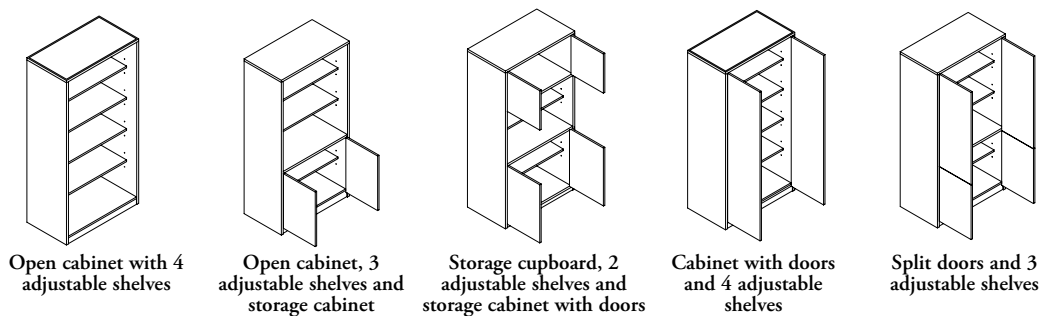
Page 80

**Z W S B K Bookcase**

Page 81

**Z W S C C Combination Cabinet**

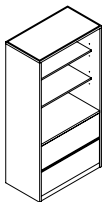
Page 82



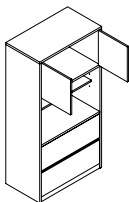
product map

Z W S C L Combination Lateral File

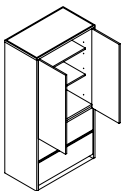
Page 83



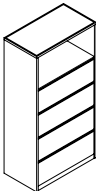
Two-High Lateral
with 2 adjustable
shelves



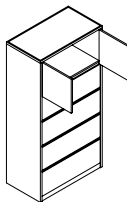
Two-High Lateral, 1
adjustable shelf and
storage cupboard



Two-High Lateral,
cabinet with doors and
2 adjustable shelves



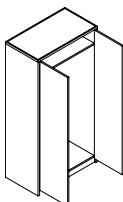
Four-High Lateral
with 4 drawers and
open space



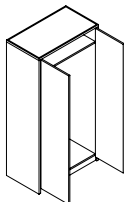
Four-High Lateral
with storage cupboard

Z W S S C Wardrobe Storage Cabinet

Page 84



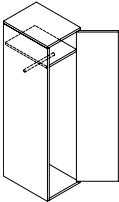
With doors, coat rack
and hat shelf



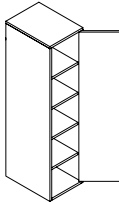
With doors, half coat
rack, other half with 4
adjustable shelves

Z W S S C H Half Storage Cabinet

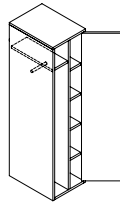
Page 85



With door and coat
rack



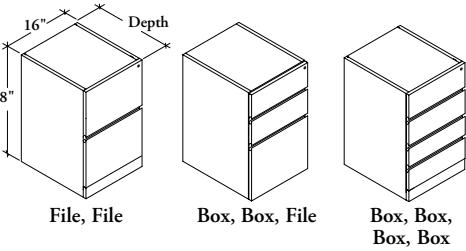
With door and 4
adjustable shelves



With door, half coat
rack, other half with 4
adjustable shelves

Z S P U

Under-Worksurface Pedestal



WHAT’S INCLUDED
1 pedestal, pencil tray in the top box drawer of all box drawer configuration storage units, front-mounted locks.

NOTES
The Under-Worksurface Pedestal is finished on all sides.

18" deep Under-Worksurface Pedestals are for use with Executive Return Shell, Credenza Shell, Reception Desk Shells, Reception Return, Reception Credenza Shell. 26" deep Under-Worksurface Pedestals are for use with Desk Shells.

Under-Worksurface Pedestals are constructed of 3/4" Black Melamine back, top and bottom. The sides and drawer fronts are finished in veneer.

Metal Arch Pulls are finished in a Satin Chrome finish. Reverse Contemporary and Rectangular pull options are available in Ebony and Platinum.

Please see finish listing with codes in the Wood/Casegoods Introduction booklet.

PRODUCT OPTIONS

Drawer Combination	Width	Depth	Pull Style	Pull Finish (For C & B Style)	Finish	Drawer Box Finish (For Box Drawer)	Pencil Tray Finish	Lock Finish
2F File, File	16 15.5	18, 26	C Reverse Contemporary Pull	52 Ebony	Natural Veneer	52 Ebony	52 Ebony	52 Ebony
BF Box, Box, File			MP Metal Arch Pull	60 Platinum	Custom Wood Stain	MP Solid Natural Maple	MP Solid Natural Maple	C9 Polished Chrome
4B Box, Box, Box, Box,			B Rectangular Pull					

SAMPLE ORDER CODE

ZSPU 2F	16	26	C	52	MP	52	52	52
---------	----	----	---	----	----	----	----	----

DIMENSIONS
INCHES / MM

		PRICING					
		FILE, FILE (2F)		BOX, BOX, FILE (BF)		BOX, BOX, BOX, BOX, (4B)	
W	D	Ebony Drawer Box	Maple Drawer Box	Ebony Drawer Box	Maple Drawer Box	Ebony Drawer Box	Maple Drawer Box
16 / 406	18 / 457	1885	2104	2285	2488	2501	2922
16 / 406	26 / 660	2137	2466	2552	2981	2775	3309

If a Maple Pencil Tray is specified, add 152

To order a Custom Color for Westcoast please use the code ZCCWS. A one time 1316 list charge per color applies.

WHAT'S INCLUDED

1 pedestal, pencil tray in the top box drawer of all box drawer configuration storage units, front-mounted locks.

NOTES

The Mobile Pedestal is finished on all sides.

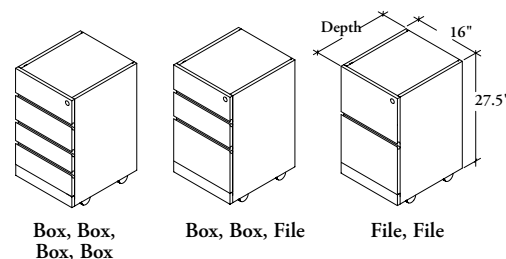
Metal Arch Pulls are finished in a Satin Chrome finish. Reverse Contemporary and Rectangular pull options are available in Ebony and Platinum.

Casters have a Black finish.

Please see finish listing with codes in the Wood/Casegoods Introduction booklet.

Z S M P

Mobile Pedestal

**PRODUCT OPTIONS**

Drawer Combination	Width	Depth	Pull Style	Pull Finish (For C & B Style)	Finish	Drawer Box Finish	Pencil Tray Finish (For Box Drawer)	Lock Finish
2F File, File	16 15.5	18, 26	C Reverse Contemporary Pull	52 Ebony	Natural Veneer Custom Wood Stain	52 Ebony	52 Ebony	52 Ebony
BF Box, Box, File				60 Platinum		MP Solid Natural Maple	MP Solid Natural Maple	C9 Polished Chrome
4B Box, Box, Box, Box			MP Metal Arch Pull B Rectangular Pull					

SAMPLE ORDER CODE

ZSMP 2F	16	18	C	52	WJ	52	52	52
----------------	-----------	-----------	----------	-----------	-----------	-----------	-----------	-----------

**DIMENSIONS
INCHES / MM****PRICING**

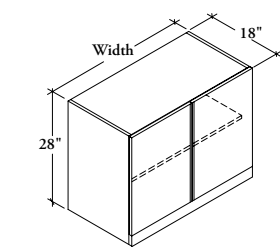
		FILE, FILE (2F)		BOX, BOX, FILE (BF)		BOX, BOX, BOX, BOX, (4B)	
W	D	Ebony Drawer Box	Maple Drawer Box	Ebony Drawer Box	Maple Drawer Box	Ebony Drawer Box	Maple Drawer Box
16 / 406	18 / 457	2170	2390	2561	2899	2775	3195
16 / 406	26 / 660	2543	2868	2996	3425	3171	3705

If a Maple Pencil Tray is specified, add 152

To order a Custom Color for Westcoast please use the code ZCCWS. A one time 1316 list charge per color applies.

Z S S U

Under-Worksurface Storage Cabinet



WHAT’S INCLUDED

1 cabinet, 1 adjustable shelf (can be adjusted up or down 2 1/2").

NOTES

Under-worksurface storage units are constructed of 3/4" Black Melamine back, top and bottom. Sides, drawer fronts and doors are finished in veneer.

Metal Arch Pulls are finished in a Satin Chrome finish. Reverse Contemporary and Rectangular pull options are available in Ebony and Platinum.

Please see finish listing with codes in the Wood/Casegoods Introduction booklet.

PRODUCT OPTIONS

Width	Depth	Pull Style	Pull Finish (For C & B Style)	Finish	Lock Option	Lock Finish
30, 36	18	C Reverse Contemporary Pull MP Metal Arch Pull B Rectangular Pull	52 Ebony 60 Platinum	Natural Veneer Custom Wood Stain	N No Lock L With Lock	52 Ebony C9 Polished Chrome

SAMPLE ORDER CODE

ZSSU 30	18	C	52	MP	N	
---------	----	---	----	----	---	--

DIMENSIONS
INCHES / MM

W	D
30 / 762	18 / 457
36 / 914	18 / 457

PRICING

2469
2546

If Locks are specified, add 100

To order a Custom Color for Westcoast please use the code ZCCWS. A one time 1316 list charge per color applies.

WHAT'S INCLUDED

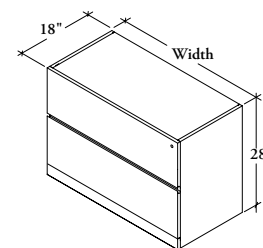
1 lateral file with front-mounted locks.

NOTES

Under-worksurface storage units are constructed of 3/4" Black Melamine back, top and bottom. Sides, drawer fronts and doors are finished in veneer.

Metal Arch Pulls are finished in a Satin Chrome finish. Reverse Contemporary and Rectangular pull options are available in Ebony and Platinum.

Please see finish listing with codes in the Wood/Casegoods Introduction booklet.

Z S L U**Under-Worksurface Lateral File****PRODUCT OPTIONS**

Width	Depth	Pull Style	Pull Finish (For C & B Style)	Finish	Drawer Box Finish (For Box Drawer)	Lock Finish
30, 36	18	C Reverse Contemporary Pull MP Metal Arch Pull B Rectangular Pull	52 Ebony 60 Platinum	Natural Veneer Custom Wood Stain	52 Ebony MP Solid Natural Maple	52 Ebony C9 Polished Chrome

SAMPLE ORDER CODE

ZSLU 30	18	C	52	WJ	52	52
----------------	-----------	----------	-----------	-----------	-----------	-----------

**DIMENSIONS
INCHES / MM**

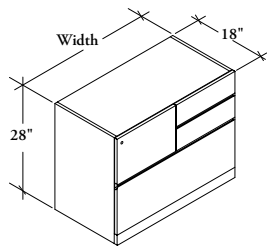
W	D
30 / 762	18 / 457
36 / 914	18 / 457

PRICING

Ebony Drawer Box	Maple Drawer Box
2853	3178
2942	3276

To order a Custom Color for Westcoast please use the code ZCCWS. A one time 1316 list charge per color applies.

Z S C P U
Under-Worksurface Combo Pedestal



WHAT’S INCLUDED
1 combo pedestal with front-mounted locks on file drawers. (Box drawers are not locked).
1 pencil tray in the top box drawer.

NOTES
Under-worksurface storage units are constructed of 3/4" Black Melamine back, top and bottom. Sides, drawer fronts and doors are finished in veneer.
Metal Arch Pulls are finished in a Satin Chrome finish. Reverse Contemporary and Rectangular pull options are available in Ebony and Platinum.
Please see finish listing with codes in the Wood/Casegoods Introduction booklet.

PRODUCT OPTIONS

Width	Depth	File Drawer Location	Pull Style	Pull Finish (For C & B Style)	Finish	Drawer Box Finish	Pencil Tray Finish (For Box Drawer)	Lock Finish
30, 36	18	L Left (Shown) R Right	C Reverse Contemporary Pull MP Metal Arch Pull B Rectangular Pull	52 Ebony 60 Platinum	Natural Veneer Custom Wood Stain	52 Ebony MP Solid Natural Maple	52 Ebony MP Solid Natural Maple	52 Ebony C9 Polished Chrome

SAMPLE ORDER CODE

ZSCPU30	18	L	C	52	MP	52	52	52
---------	----	---	---	----	----	----	----	----

DIMENSIONS
INCHES / MM

W	D
30 / 762	18 / 457
36 / 914	18 / 457

PRICING

Ebony Drawer Box	Maple Drawer Box
3276	3905
3378	4028

If a Maple Pencil Tray is specified, add 152
To order a Custom Color for Westcoast please use the code ZCCWS. A one time 1316 list charge per color applies.

WHAT'S INCLUDED

1 bookcase with shelves (as specified).

NOTES

Bookcases are veneered on all sides except exterior back.

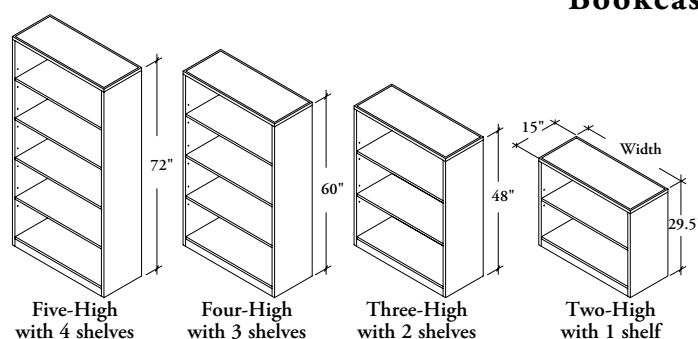
29.5" high Bookcase is worksurface height.

Shelves are adjustable up or down approximately 2 1/2".

Please see finish listing with codes in the Wood/Caseworks Introduction booklet.

ZWSBK

Bookcase

**PRODUCT OPTIONS**

Height	Width	Depth	Finish	Edge Detail
10 Two-High with 1 shelf (29.5" h)	30 31	15	Natural Veneer	JR Bevel
20 Three-High with 2 shelves (48" h)	37 37		Custom Wood Stain	JS Classic
30 Four-High with 3 shelves (60" h)				JT Arch
40 Five-High with 4 shelves (72")				JV Dome
				JW Reed

SAMPLE ORDER CODE

ZWSBK 10	30	15	MP	JR
-----------------	-----------	-----------	-----------	-----------

DIMENSIONS
INCHES / MM

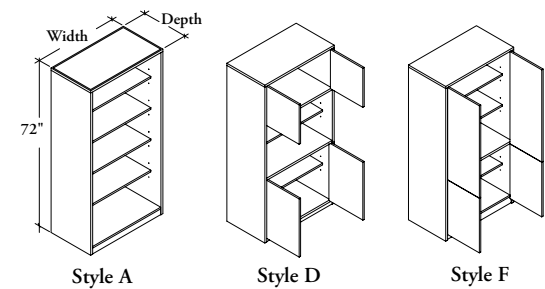
W	D
30 / 762	15 / 381
37 / 940	15 / 381

PRICING

TWO-HIGH (10)	THREE-HIGH (20)	FOUR-HIGH (40)	FIVE-HIGH (50)
2134	2787	3218	3614
2205	2875	3458	3886

To order a Custom Color for Westcoast please use the code ZCCWS. A one time 1316 list charge per color applies.

Z W S C C
Combination Cabinet



WHAT'S INCLUDED
1 cabinet with doors and/or shelves (as specified).

NOTES
Combination Cabinets are veneered on all sides except exterior back.
If Glass Doors are specified for Styles D or E, glass will be applied to the top doors only.
Locks are not available on glass doors.
Shelves are adjustable up or down 2 1/2".
Metal Arch Pulls are finished in a Satin Chrome finish. Reverse Contemporary and Rectangular pull options are available in Ebony and Platinum.
Cabinets are veneered on all sides.
Please see finish listing with codes in the Wood/Casegoods Introduction booklet.

PRODUCT OPTIONS

Style	Width	Depth	Door Style (If applicable)	Pull Style (If applicable)	Pull Finish (For C & B Style)	Finish	Edge Detail	Lock Option (If applicable)	Lock Finish (If applicable)
A Open cabinet with 4 adjustable shelves (shown)	30 31	20, 24	G Glass	C Reverse Contemporary Pull	52 Ebony	Natural Veneer	JR Bevel	N No Lock	52 Ebony
B Open cabinet, 3 adjustable shelves and storage cabinet at bottom	37 37		W Wood		60 Platinum	Custom Wood Stain	JS Classic	L With Lock	C9 Polished Chrome
D With storage cupboard at top, 2 adjustable shelves and storage cabinet with doors as bottom (shown)				MP Metal Arch Pull			JT Arch		
E Cabinet with full-height doors and 4 adjustable shelves				B Rectangular Pull			JV Dome		
F With split doors and 3 adjustable shelves (shown)							JW Reed		

SAMPLE ORDER CODE

ZWSCC E	30	20	G	C	52	MP	JR	L	52
---------	----	----	---	---	----	----	----	---	----

DIMENSIONS
INCHES / MM

W	D
30 / 762	20 / 508
30 / 762	24 / 610
37 / 940	20 / 508
37 / 940	24 / 610
30 / 762	20 / 508
30 / 762	24 / 610
37 / 940	20 / 508
37 / 940	24 / 610
30 / 762	20 / 508
30 / 762	24 / 610
37 / 940	20 / 508
37 / 940	24 / 610

PRICING

STYLE A	STYLE B
4672	5114
5139	5626
4818	5272
5297	5801
STYLE D	STYLE E
5529	5687
6081	6260
5698	5868
6268	6453
STYLE F	
5953	
6551	
6137	
6749	

If Glass Doors are specified, add 416 for Style D
add 1117 for Style E
add 778 for Style F

If Locks are specified, add 100

To order a Custom Color for Westcoast please use the code ZCCWS. A one time 1316 list charge per color applies.

WHAT'S INCLUDED

1 combination cabinet with doors and/or shelves (as specified). Front-mounted locks on lateral file drawers.

NOTES

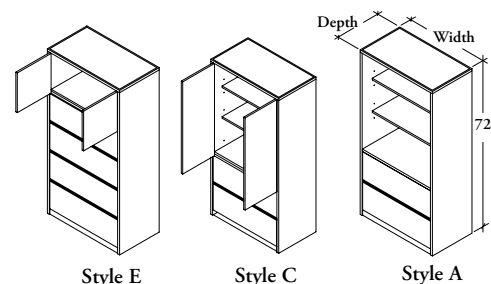
Combination Lateral Files are veneered on all sides except exterior back.

Shelves are adjustable up or down approximately 2 1/2" for Style B only.

Locks are not available on glass doors.

Metal Arch Pulls are finished in a Satin Chrome finish. Reverse Contemporary and Rectangular pull options are available in Ebony and Platinum.

Please see finish listing with codes in the Wood/Casegoods Introduction booklet.

Z W S C L**Combination Lateral File****PRODUCT OPTIONS**

Style	Width	Depth	Door Style (If applicable)	Pull Style	Pull Finish (For C & B Style)	Finish	Edge Detail	Drawer Box (If applicable)	Lock Option (If applicable)	Lock Finish (If applicable)
A Two-High Lateral with 2 adjustable shelves at top (shown)	30 31 37 37	20, 24	G Glass W Wood	C Reverse Contemporary Pull MP Metal Arch Pull B Rectangular Pull	52 Ebony 60 Platinum	Natural Veneer Custom Wood Stain	JR Bevel JS Classic JT Arch JV Dome JW Reed	52 Ebony MP Solid Natural Maple	N No Lock L With Lock	52 Ebony C9 Polished Chrome
B Two-High Lateral, 1 adjustable shelf and storage cupboard at top										
C Two-High Lateral, cabinet with doors and 2 adjustable shelves at top (Shown)										
D Four-High Lateral with 4 drawers and open space at top										
E Four-High Lateral with storage cupboard at top (shown)										

SAMPLE ORDER CODE

ZWSCL A	30	20	G	C	52	MP	JR	52	L	52
----------------	-----------	-----------	----------	----------	-----------	-----------	-----------	-----------	----------	-----------

**DIMENSIONS
INCHES / MM**

		PRICING	
		Ebony Drawer	Maple Drawer
W	D	STYLE A	
30 / 762	20 / 508	6195	6524
30 / 762	24 / 610	6818	7144
37 / 940	20 / 508	6390	6726
37 / 940	24 / 610	7029	7367
		STYLE B	
30 / 762	20 / 508	6774	7103
30 / 762	24 / 610	7451	7780
37 / 940	20 / 508	6985	7323
37 / 940	24 / 610	7684	8021
		STYLE C	
30 / 762	20 / 508	7103	7450
30 / 762	24 / 610	7812	8137
37 / 940	20 / 508	7323	7655
37 / 940	24 / 610	8055	8391

**DIMENSIONS
INCHES / MM**

		PRICING	
		Ebony Drawer	Maple Drawer
W	D	STYLE D	
32 / 804	21 / 536	7925	8575
32 / 804	25 / 644	8716	9368
39 / 992	21 / 536	8173	8841
39 / 992	25 / 644	8988	9663
		STYLE E	
32 / 804	21 / 536	8660	9312
32 / 804	25 / 644	9523	10177
39 / 992	21 / 536	8929	9601
39 / 992	25 / 644	9822	10492

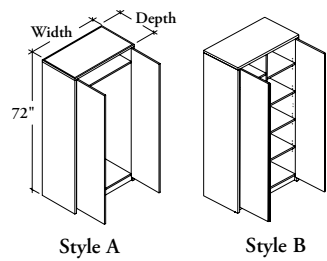
If Glass Doors are specified, add 417 for Style B and Style E

If Glass Doors are specified, add 778 for Style C

If Locks are specified, add 100

To order a Custom Color for Westcoast please use the code ZCCWS. A one time 1316 list charge per color applies.

Z W S S C
Wardrobe Storage Cabinet



WHAT'S INCLUDED
1 wardrobe storage cabinet with coat rod (20" deep units will have a coat hook in place of a closet rod).

NOTES
Wardrobe Storage Cabinets are veneered on all sides.
Shelves are adjustable up or down approximately 2 1/2" for Style A only.
Metal Arch Pulls are finished in a Satin Chrome finish. See below for additional pull styles.
Please see finish listing with codes in the Wood/Casegoods Introduction booklet.

PRODUCT OPTIONS

Style	Width	Depth	Pull Style	Pull Finish (For C & B Style)	Finish	Edge Detail	Lock Option	Lock Finish
A With doors, coat rack and hat shelf	30 31	20, 24	C Reverse Contemporary Pull	52 Ebony	Natural Veneer Custom Wood Stain	JR Bevel JS Classic JT Arch JV Dome JW Reed	N No Lock L With Lock	52 Ebony C9 Polished Chrome
	37 37			60 Platinum				
B With doors, half coat rack, other half with 4 adjustable shelves			MP Metal Arch Pull B Rectan-gular Pull					

SAMPLE ORDER CODE

ZWSSC A	30	20	C	52		JR	N	
---------	----	----	---	----	--	----	---	--

DIMENSIONS
INCHES / MM

W	D
30 / 762	20 / 508
30 / 762	24 / 610
37 / 940	20 / 508
37 / 940	24 / 610

PRICING

STYLE A	STYLE B
5055	5829
5560	6413
5207	6014
5731	6614

If Locks are specified, add 100
To order a Custom Color for Westcoast please use the code ZCCWS. A one time 1316 list charge per color applies.

WHAT'S INCLUDED

1 half storage cabinet with coat rod (20"d units will have a coat hook in place of a closet rod)

NOTES

Half Storage Cabinets are veneered on all sides except exterior back.

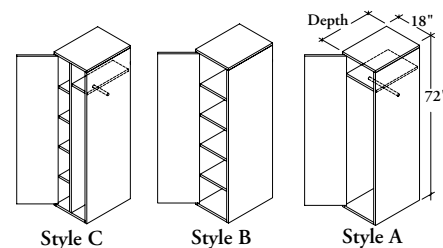
Shelves are adjustable up or down approximately 2 1/2" except Style A.

Metal Arch Pulls are finished in a Satin Chrome finish. See below for additional pull styles.

Please see finish listing with codes in the Wood/Casegoods Introduction booklet.

ZWSSCH

Half Storage Cabinet

**PRODUCT OPTIONS**

Style	Width	Depth	Door Swing Direction	Pull Style	Pull Finish (For C & B Style)	Finish	Edge Detail	Lock Option	Lock Finish
A With door and coat rack	18	20, 24	L Left Handed (Shown) R Right Handed	C Reverse Contemporary Pull	52 Ebony	Natural Veneer Custom Wood Stain	JR Bevel	N No Lock	52 Ebony
B With door and 4 adjustable shelves				MP Metal Arch Pull	60 Platinum		JS Classic	L With Lock	C9 Polished Chrome
C With door, half coat rack, other half with 4 adjustable shelves				B Rectangular Pull			JT Arch JV Dome JW Reed		

SAMPLE ORDER CODE

ZWSSCH B	18	20	L	B	52	ZE	JR	N	
-----------------	-----------	-----------	----------	----------	-----------	-----------	-----------	----------	--

**DIMENSIONS
INCHES / MM**

W	D
18 / 457	20 / 508
18 / 457	24 / 610

PRICING

STYLE A	STYLE B	STYLE C
4764	5530	5530
4910	5701	5701

If Locks are specified, add 100

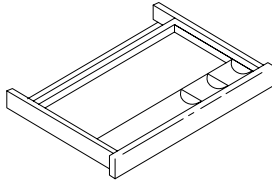
To order a Custom Color for Westcoast please use the code ZCCWS. A one time 1316 list charge per color applies.

accessories

product map

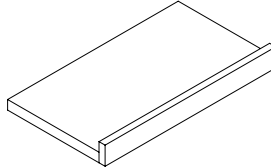
Z A C D Desk and Credenza Centre
Drawer

Page 88



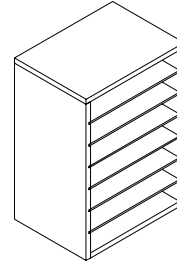
Z A K T Keyboard Tray

Page 89



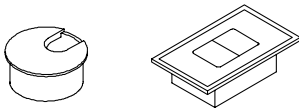
Z A F S Freestanding Paper Storage
Unit

Page 90

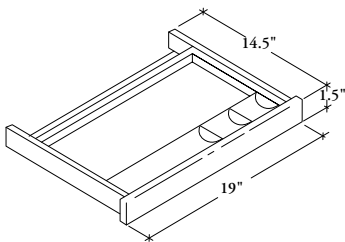


Z A G Grommets

Page 91



Z A C D
Desk and Credenza Centre Drawer



WHAT'S INCLUDED
1 drawer with pencil tray.

NOTES
Drawer box is Maple with a solid wood front.
Please see finish listing with codes in the Wood/Casegoods Introduction booklet.

PRODUCT OPTIONS

Finish
52 Ebony (Painted MDF)
60 Platinum (Painted MDF)
74 Storm White (Painted MDF)
Natural Veneer
Custom Wood Stain

SAMPLE ORDER CODE

ZACD MP

PRICING

1162

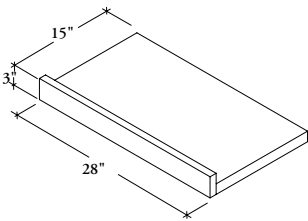
To order a Custom Color for Westcoast please use the code ZCCWS. A one time 1316 list charge per color applies.

NOTES

Keyboard surface has a Melamine finish and the wood rail is available in painted MDF or solid wood.

Please see finish listing with codes in the Wood/Caseloads Introduction booklet.

ZAKT
Keyboard Tray



PRODUCT OPTIONS

Rail Finish

- 52 Ebony (Painted MDF)
- 60 Platinum (Painted MDF)
- 74 Storm White (Painted MDF)
- Natural Veneer
- Custom Wood Stain

SAMPLE ORDER CODE

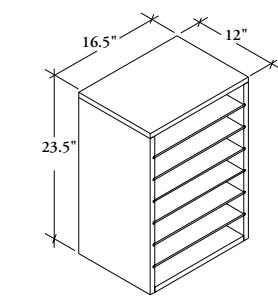
ZAKT WJ

PRICING

364

To order a Custom Color for Westcoast please use the code ZCCWS. A one time 1316 list charge per color applies.

Z A F S
Freestanding Paper Storage Unit



WHAT'S INCLUDED
This unit includes 6 shelves that have a 2 1/2" opening. Opening can be increased by removing shelves.

NOTES
The Freestanding Paper Storage Unit can accommodate letter and legal sized paper. Please see finish listing with codes in the Wood/Casegoods Introduction booklet.

PRODUCT OPTIONS

Finish
Natural Veneer
Custom Wood Stain

SAMPLE ORDER CODE

ZAFS MP

PRICING

1619

To order a Custom Color for Westcoast please use the code ZCCWS. A one time 1316 list charge per color applies.

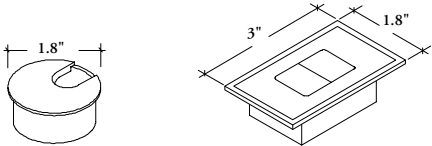
WHAT’S INCLUDED

1 grommet, as specified.

NOTES

Please see page 24 in the *Application Guide* section for details on grommet locations.

Z A G
Grommets



PRODUCT OPTIONS

Style	
OPA	Round Black Plastic
OMA	Round Black Metal
OMB	Round Polished Brass Metal
OMC	Round Satin Chrome Metal
OMD	Round Polished Chrome Metal
OME	Round Antique Brass Metal
RMA	Rectangular Black Metal

SAMPLE ORDER CODE

ZAG OPA

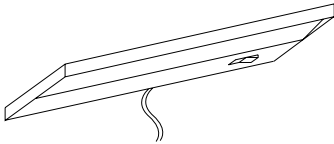
PRICING

Plastic	Round Metal	Rectangular Metal
92	197	287

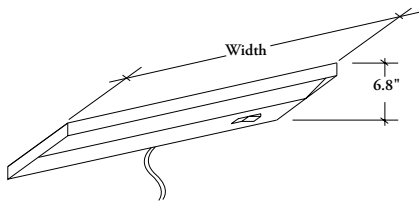
lighting & electrics

Z A T L Task Light

Page 94



ZATL
Task Light



NOTES
The Task Light comes complete with clear acrylic prismatic lens, separate power supply cord for each fixture.
Aluminum reflector in Black sheet metal housing clear acrylic diffuser.
9' Black cord and T8 Octron lamps.
The 18" light requires a 24" wide minimum cabinet
The 24" light requires a 30" wide minimum cabinet
The 36" light requires a 42" wide minimum cabinet
The 48" light requires a 54" wide minimum cabinet
All electrical items are UL listed and comply with the requirements of the National Electric Code. However, items on this page may not meet other local electrical codes. Specific requirements for various localities are the responsibility of the ordering party and it is understood that local code compliance is the responsibility of the buyer.

PRODUCT OPTIONS

Width
18, 24, 36, 48

SAMPLE ORDER CODE

ZATL 18

DIMENSIONS INCHES / MM	PRICING
W	
18 / 457	571
24 / 610	585
36 / 914	630
48 / 1219	699

teknion

www.teknion.com

CAN/US/INT 09-23

©Teknion 2024

®, ™ trade marks of Teknion Corporation
and/or its subsidiaries or licensed to it.
Patents may be pending.

Some products may not be available in
all markets. Contact your local Teknion
Representative for availability.

SEPT24-WC-WEST