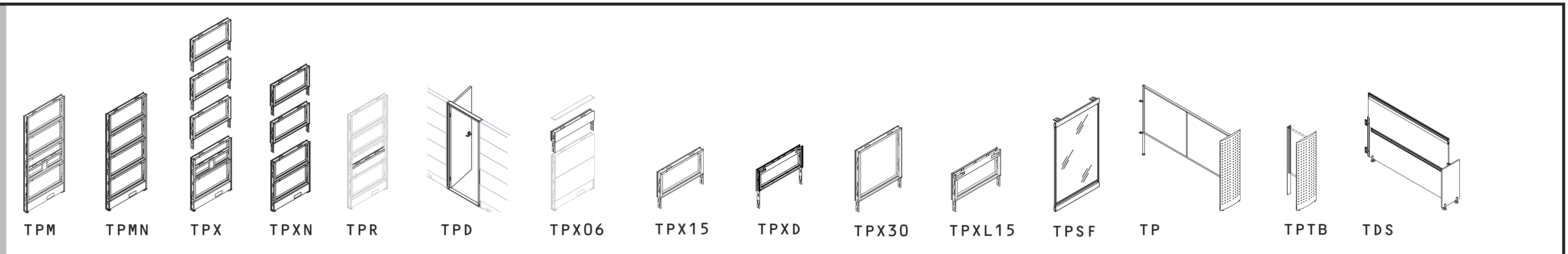

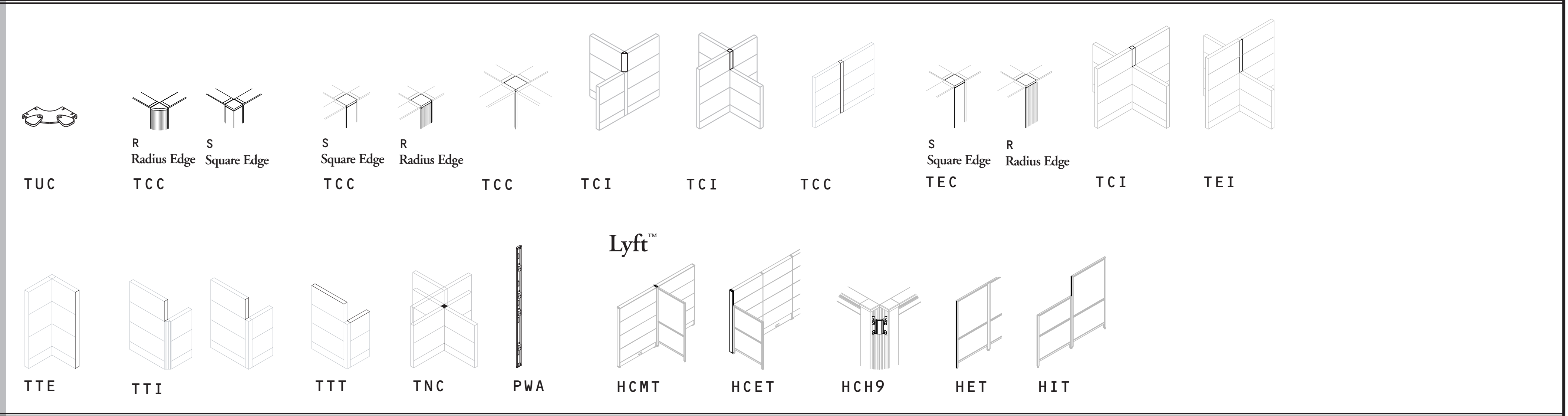
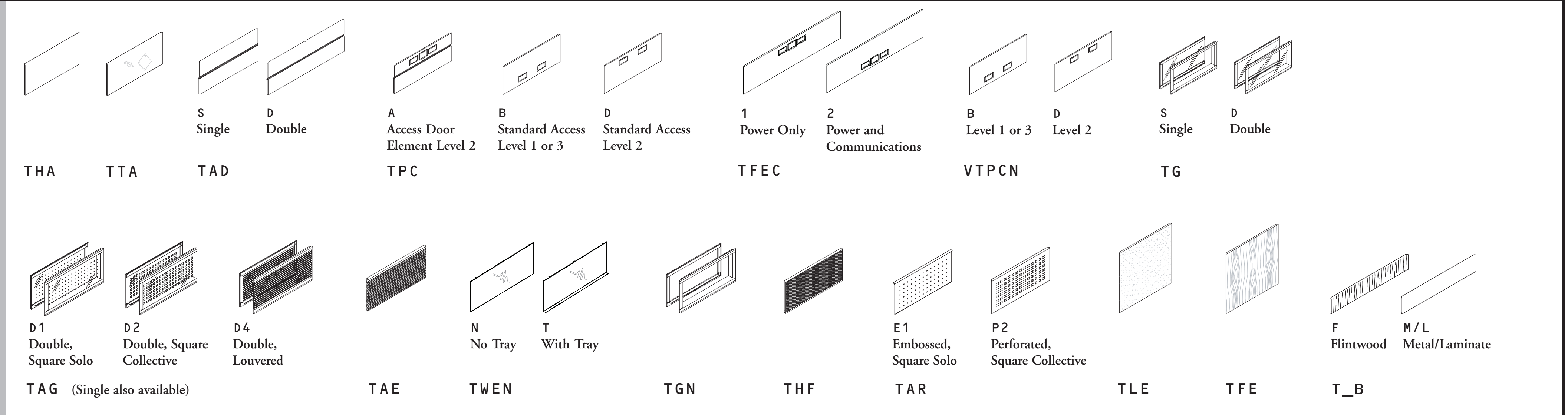
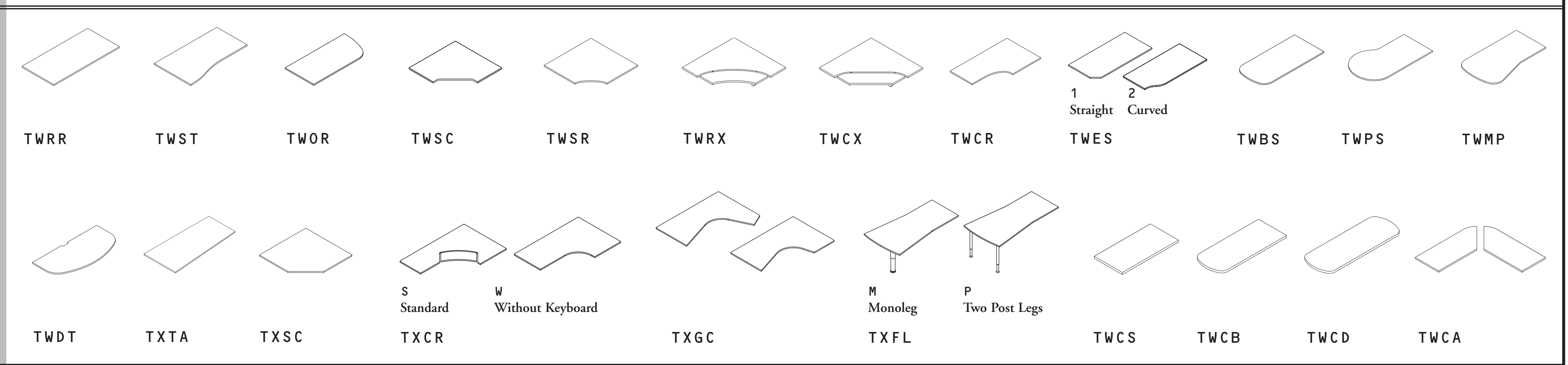
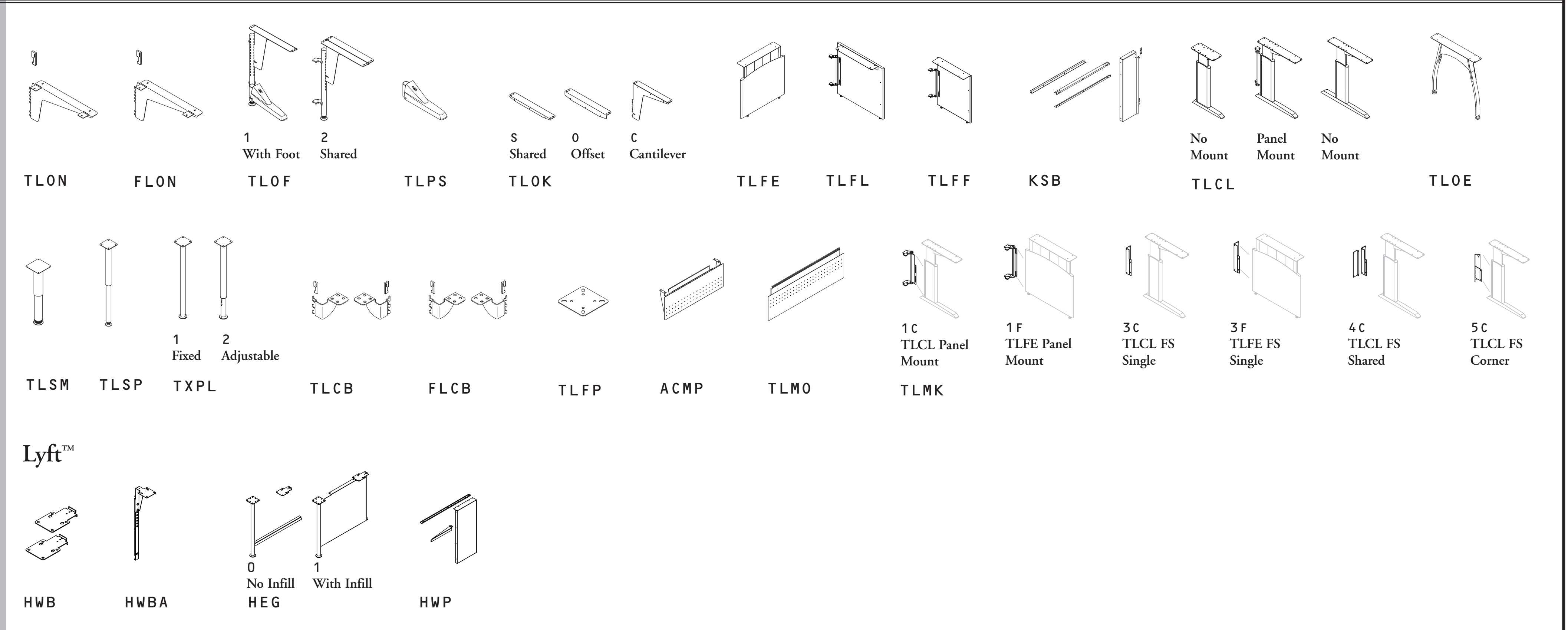
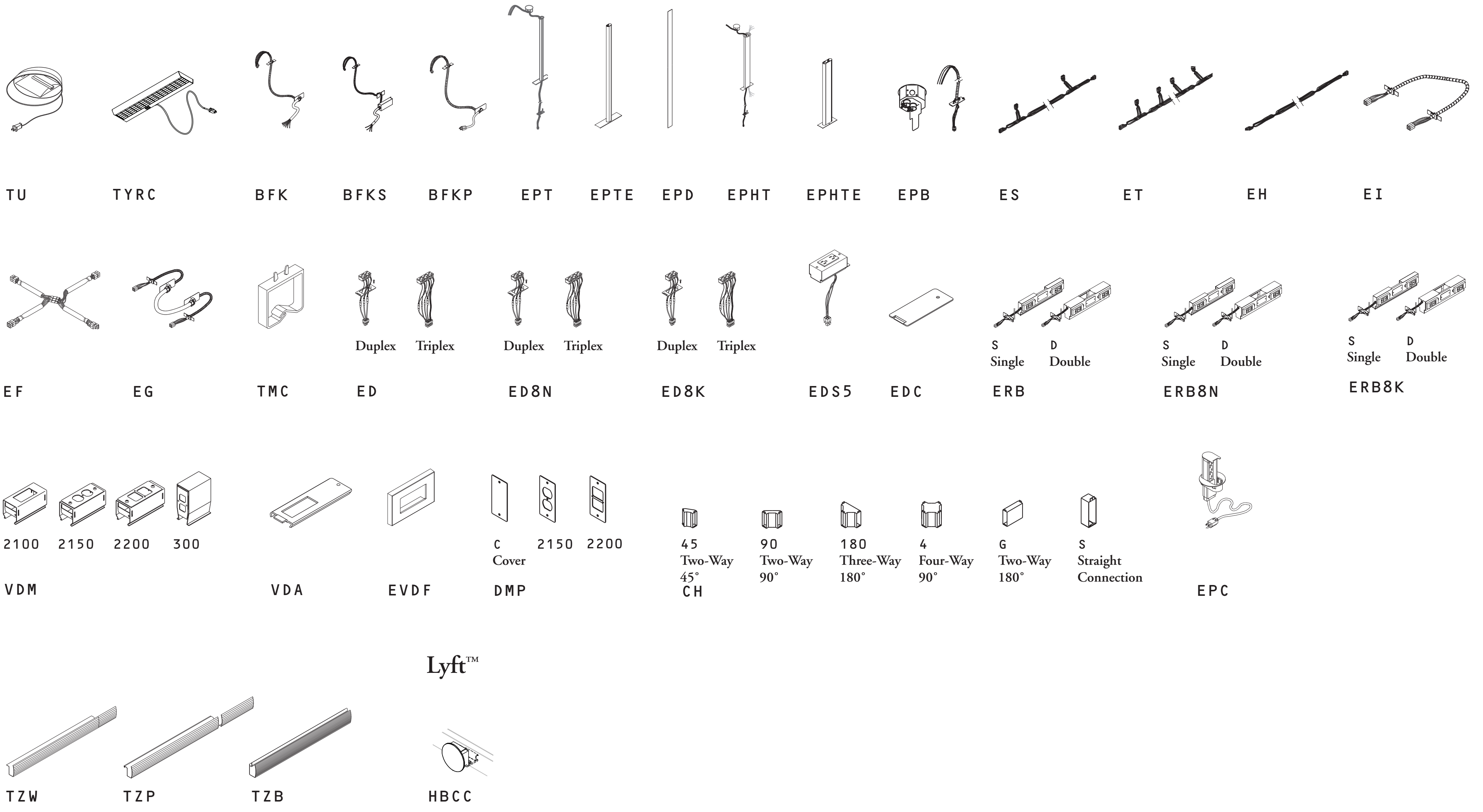


Panels	 <p>TPM TPMN TPX TPXN TPR TPD TPX06 TPX15 TPXD TPX30 TPXL15 TPSF TP TPTB TDS</p>
Lyft™	 <p>HPS HPM (1 One Foot, 2 Two Feet) HPF TPA</p>
Panel Connections & Trims	 <p>TUC TCC (R Radius Edge, S Square Edge) TCC TCI TEC (S Square Edge, R Radius Edge) TCI TEI TTE TTI TTT TNC PWA HCMT HCET HCH9 HET HIT</p>
Elements	 <p>THA TTA TAD (S Single, D Double) TPC (A Access Door Element Level 2, B Standard Access Level 1 or 3, D Standard Access Level 2) TFEC (1 Power Only, 2 Power and Communications) VTPCN (B Level 1 or 3, D Level 2) TG (S Single, D Double) TAG (D1 Double, Square Solo, D2 Double, Square Collective, D4 Double, Louvered) TAE TWEN (N No Tray, T With Tray) TGN THF TAR (E1 Embossed, Square Solo, P2 Perforated, Square Collective) TLE TFE T_B (F Flintwood, M/L Metal/Laminate)</p>
Worksurfaces & Countertops	 <p>TWRR TWST TWOR TWSC TWSR TWRX TWCX TWCR TWES (1 Straight, 2 Curved) TWBS TWPS TWMP TWDT TXTA TXSC TXCR (S Standard, W Without Keyboard) TXGC TXFL (M Monoleg, P Two Post Legs) TWCS TWCB TWCD TWCA</p>
Worksurface Supports & Accessories	 <p>TLON FLON TLOF (1 With Foot, 2 Shared) TLPS TLOK (S Shared, O Offset, C Cantilever) TLFE TLFL TLFF KSB TLCL (No Mount, Panel Mount, No Mount) TLOE TLSP TXPL (1 Fixed, 2 Adjustable) TLCB FLCB TLFP ACMP TLM0 TLMK (1C TLCL Panel Mount, 1F TLFE Panel Mount, 3C TLCL FS Single, 3F TLFE FS Single, 4C TLCL FS Shared, 5C TLCL FS Corner) HWB HWBA HEG (0 No Infill, 1 With Infill) HWP</p>

Transit Freestanding	TDRFF TDRCC TRRFC TRRCC TREFC TREFN TBRNN TRBS M Monoleg O Open End TRCFC TLRA
Ability Tables	AWRE AWRA APHO APBL APDE ACTT ACMP
Ability Screens	ACMSNA ACMSNB ACMSNC ACMSND ACEB ACED ACEC ACEH
Mounted Storage	TSF TSS TSC1 TBK6S TOR ACTR ACMS ACTS ACTL ACCS M Master Key K R Master Key K Numbered Keys C Lock Core and Keys
Freestanding Storage	BF Box, File PBF Pencil, Box, File BBF Box, Box, File LF Large File, File B Hanging File Bar DA S Drawer divider D Drawer divider T Pencil Tray I Stationary Insert W Casters Counterweight
	10 One-High (16") 20 Two-High (27") 30 Three-High (41") 40 Four-High (50") 44 Four-High (54") 50 Five-High (65") 01,02,03 Hanging File Bars 07 Cross File Bars 08 Counterweight A 09 Counterweight B 10 Divider Plates 11,12,13 Legal-to-Letter Adapter 20 EDP Adapter
	20,21 Two-High (27") 30,31 Three-High (41") 40,41 Four-High (50") 44,45 Four-High (54") 50,51 Five-High (65") 30 Undivided 36/42 Divided 1 Shelf SA 2 Slotted Shelf 3 Hat Shelf 5 Max Stor Module 6 Max Stor Trays

Lighting, Electrics & Communications



International Lighting, Electrics & Communications

