

seating (asia pacific)

price & application guide

02.24.2025



teknion





# update summary

**Please be advised that information has been updated within the Seating (Asia Pacific) price and User Guide. To highlight these updates a summary has been created for your reference.**

## **UPDATE**

The country of the installation USA (05) have been update to Japan (05) on the following product:

- Netbox Smart 2-Gang (KLNBSM2)

**Please note, first orders for new products will be accepted on February 24, 2025. All software will also be updated by February 24, 2025. If you have any questions regarding the information enclosed, please contact your Teknion Customer Service Representative.**





INTRODUCTION . . . . .	7
WORK CHAIRS . . . . .	11
STACKING CHAIRS. . . . .	55
SOFT SEATING. . . . .	67
MULTI-USE CHAIRS . . . . .	151



introduction

# where to find the information you need

**Teknion provides an array of tools and information resources to help you get things done simply and easily. From product pricing to application guidelines to online planning suggestions, you will find what you need when you need it.**

## guide contents

This guide contains all the information you need to order this product through your specification software. The Introduction section provides everything you need to get started, including an index for product reference. The Application Guide section contains detailed specification guidelines, application and planning information to help you plan your project correctly. The Price Guide sections provide detailed pricing and specification information by product type. Available online at [www.teknion.com](http://www.teknion.com).

## where to find the information you need

All Teknion marketing materials are available online at [www.teknion.com](http://www.teknion.com), including:

price & product guide

application guide

planning tool

installation guides

fabrics & finishes

product photography & drawings

weights & volumes

order forms

warranty/terms & conditions of sale

xpress program guide

## teknion forms

The following forms are available online at [www.teknion.com](http://www.teknion.com), to help you specify and place your order if required:

### teknipaint

If you require a custom paint color match, you must submit a TekniPaint form.

### using your own material (COM)

If you wish to use your own material on fabric-covered products, you must submit a completed COM form including a sample upholstery and safety testing. A COM Order Information Sheet must also be submitted. This form captures all relevant ordering and tracking information. A COM Request for Yardage Calculation form may be sent to Teknion for preliminary yardage requirements.

### placing a manual order

Complete an Order Cover Sheet with the information we need to fill your order. This is the most important step. If the Order Cover Sheet is not complete and correct, the order may be delayed.

## key requirements

If you require that certain pieces share the same locks you will need to specify Set of Keys Alike (SOKL) located in the Price and Product Guide.

## user feedback

How is our marketing material working for you?

Feedback from the user is very important to the quality of Teknion's marketing material. We ask that if you have suggestions on how you think we could improve content OR if you have found an error, that you contact your Teknion Technical Services department.

Section Content	Product Code	Page No.
<b>INTRODUCTION</b>		
Where to find the information you need		7
<b>WORK CHAIRS</b>		
Work Chairs Product Map		13
<b>Mina</b>		
Mina Overview		16
Mina Dimensions		17
Mina Adjustment Features & Instructions		18
Mina Material Requirements		19
Mina	KLNMS2	20
<b>Projek</b>		
Projek Overview		23
Projek Finish Guide		24
Projek Dimension & Material Requirements		25
Projek Adjustment Features & Instructions		26
Projek – Synchro-Tilt Task Chair	KLNPR T	28
<b>Seĝo</b>		
Seĝo Overview		30
Seĝo Dimensions		31
Seĝo Adjustment Features & Instructions		34
Seĝo Standard Material Requirements		35
Seĝo – Synchro-Tilt Task Chair (Mesh)	KLNBGMA	36
Seĝo – Synchro-Tilt Task Chair (Upholstered Back)	KLNBGMU	38
Seĝo Stool Overview		40
Seĝo Stool Dimensions		41
Seĝo Stool Adjustment Features & Instructions		43
Seĝo Stool Standard Material Requirements		44
Seĝo – Synchro-Tilt Stool (Mesh Back)	KLNBGSA	46
Seĝo – Synchro-Tilt Stool (Upholstered Back)	KLNBGSU	48
<b>Visio</b>		
Visio Overview		50
Visio Dimensions & Material Requirements		51
Visio Chair, Mesh Back	KLNTEU	52
<b>STACKING CHAIRS</b>		
Stacking Chairs Product Map		57
<b>Nami</b>		
Nami Overview		58
Nami Dimensions		59
Nami – Stacking Guest Chair	KLNNAC	60
Nami – Chair Accessories	KLNNA	61
<b>Volume</b>		
Volume Overview		62
Volume Dimensions & Material Requirements		63
Volume – Stacking Chair	KLNHDS	64
Volume – Chair Accessories	KLNH D	65

Section Content	Product Code	Page No.
<b>SOFT SEATING</b>		
Soft Seating Product Map		71
<b>Banqs</b>		
What is Banqs?		73
Banqs Product Offering		74
Understanding Banqs Seating		76
Banqs Dimensions		79
Specifying Banqs Benches and Sofas		83
Banqs Rectangular Bench, No Back Overview		84
Dimensions & Material Requirements		85
Banqs Rectangular Bench, No Back Seating		86
Capacity & Electrical		87
Banqs Rectangular Bench, No Back	KLNBAR	88
Banqs Single-Sided Sofa Overview		89
Dimensions & Material Requirements		90
Banqs Single-Sided Sofa Seating Capacity & Electrical		92
Banqs Single-Sided Sofa	KLNBAS	96
Banqs Back-To-Back Sofa Overview		97
Dimensions & Material Requirements		98
Banqs Back-To-Back Sofa Seating Capacity & Electrical		99
Planning With Banqs Back-To-Back Sofas		100
Banqs Back-to-Back Sofas	KLNBAB	104
Specifying Banqs Corner and Full Alcove Sofas		105
Banqs Corner Alcove Sofa Overview		106
Dimensions & Material Requirements		107
Banqs Corner Alcove Sofa Seating Capacity & Electrical		108
Banqs Corner Alcove Sofa	KLNBAC	112
Banqs Full Alcove Sofa Overview		113
Dimensions & Material Requirements		114
Banqs Full Alcove Sofa Seating Capacity & Electrical		116
Banqs Full Alcove Sofa	KLNBAF	120
Planning With Banqs Benches, Sofas & Alcoves		123
Banqs Ganging Plate Overview		124
Banqs Ganging Plate	KLNBAG	125
Fabric Pattern And Seam Guidelines		128
Banqs High Spanning Screen Overview		129
Dimensions & Material Requirements		130
Planning with Banqs High Spanning Screen		131
Banqs High Spanning Screen	KLNBZ	132
Banqs Digital Share Wall Mount Integration		133
Kit Overview		
Dimensions & Material Requirements		



Section Content	Product Code	Page No.
Banqs Digital Share Wall Mount Integration Kit	KLNBAY	134
Banqs Wire Management Kit for Table with Power Pill at Architectural Wall	KLNBAX	135
Banqs Table With Flat Base Overview		136
Dimensions & Material Requirements		137
Banqs Table with Flat Base	KLNBAT	138
Banqs Table With 4-Prong Base Overview		140
Banqs Table with Four-Prong Base	KLNBAU	141
Planning With Banqs Tables		142
Banqs Tables Edge Trim Style Overview		145
Netbox Smart 2-Gang	KLNBSM2	146
<b>Collaborative Ottoman</b>		
Collaborative ottoman overview		148
Round Collaborative Ottoman	KLNCOR	149
<b>MULTI-USE CHAIR</b>		
Multi-Use Chairs Product Map		153
<b>Sprout</b>		
Understanding Sprout Stool & Tables		155
Sprout Stool Overview		156
Sprout Dimensions & Material Requirements		157
Planning With Sprout Stools		158
Sprout Table Overview		160
Sprout Tables Dimensions & Material Requirements		162
Planning With Sprout Tables		164
Sprout Stool	KLNSPS	166
Sprout Round Table	KLNSPR	167
Sprout Soft-Square Table	KLNSPT	168

work chairs

# work chairs

PRODUCT MAP . . . . .	13
MINA OVERVIEW . . . . .	16
MINA DIMENSIONS . . . . .	17
MINA ADJUSTMENT FEATURES & INSTRUCTIONS . . . . .	18
MINA MATERIAL REQUIREMENTS . . . . .	19
MINA PRODUCT LISTING . . . . .	20
PROJEK OVERVIEW . . . . .	23
PROJEK FINISH GUIDE . . . . .	24
PROJEK DIMENSION & MATERIAL REQUIREMENTS . . . . .	25
PROJEK ADJUSTMENT FEATURES & INSTRUCTIONS . . . . .	26
PROJEK PRODUCT LISTING . . . . .	28
SEÔ OVERVIEW . . . . .	30
SEÔ DIMENSIONS . . . . .	31
SEÔ ADJUSTMENT FEATURES & INSTRUCTIONS . . . . .	34
SEÔ STANDARD MATERIAL REQUIREMENTS . . . . .	35
SEÔ PRODUCT LISTING . . . . .	36
SEÔ STOOL OVERVIEW . . . . .	40
SEÔ STOOL DIMENSIONS . . . . .	41
SEÔ STOOL ADJUSTMENT FEATURES & INSTRUCTIONS . . . . .	43
SEÔ STOOL STANDARD MATERIAL REQUIREMENTS . . . . .	44
SEÔ STOOL PRODUCT LISTING . . . . .	46
VISIO CHAIR OVERVIEW . . . . .	50
VISIO DIMENSIONS & MATERIAL REQUIREMENTS . . . . .	51
VISIO PRODUCT LISTING . . . . .	52

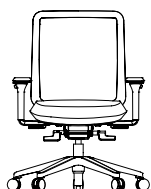




# product map

## Mina

Page 20



Mina

## Projek

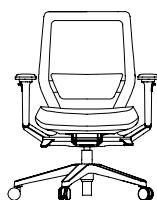
Page 28



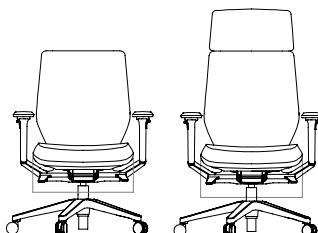
Projek – Synchro-Tilt Task Chair

## Seço

Page 36 – 38



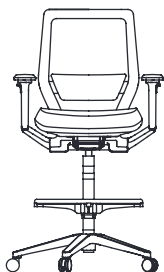
Seço – Synchro-Tilt Task Chair (Mesh)



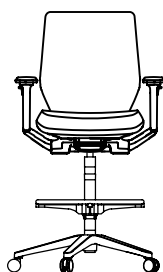
Seço – Synchro-Tilt Task Chair (Upholstered Back)

## Seço stool

Page 46 – 48



Seço – Synchro-Tilt Stool (Mesh Back)



Seço – Synchro-Tilt Stool (Upholstered Back)

## product map

### Visio

Page 52



Mesh Back

---



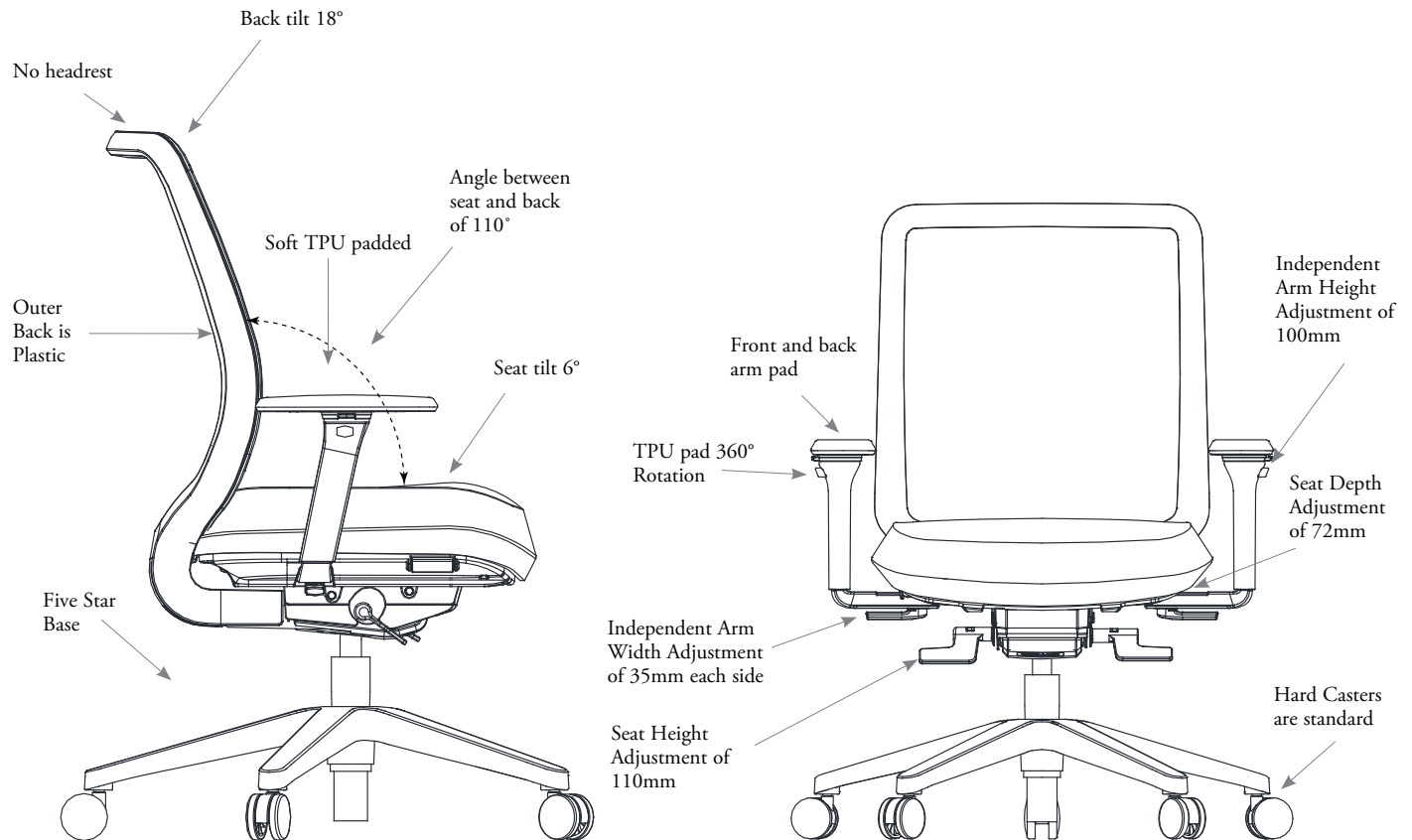


## mina overview

Mina is an elegantly designed seating that offers flexibility at an affordable price.

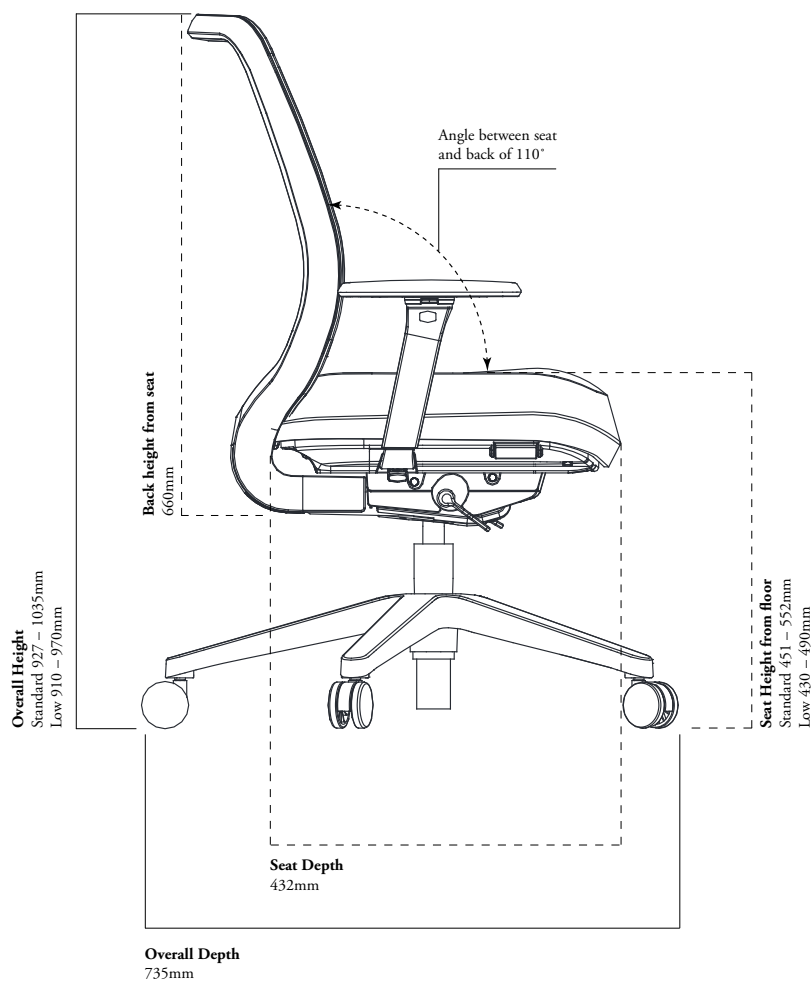
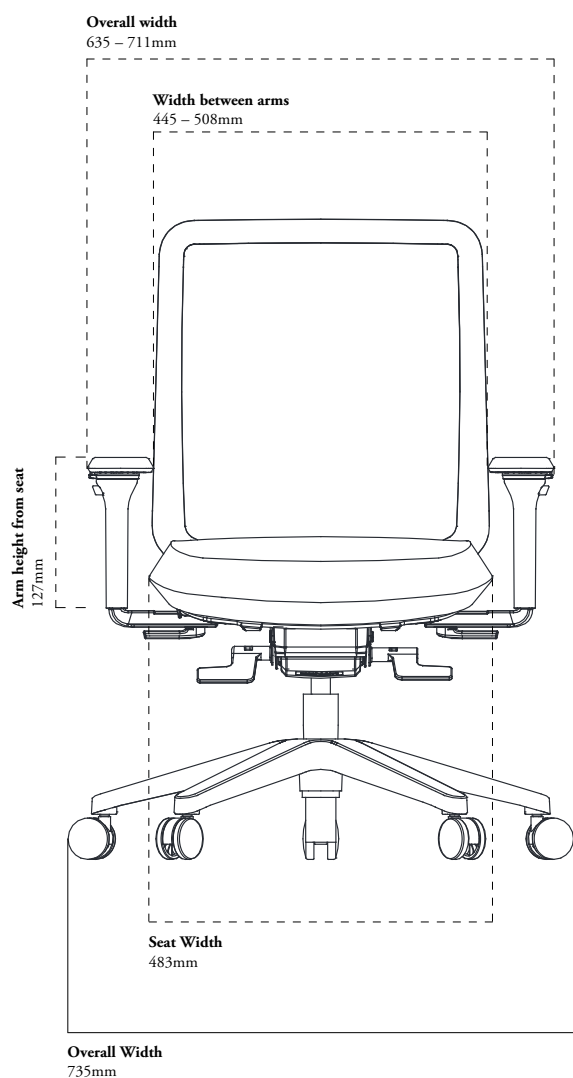


- Executive Chair with Front Multi Limited Tilt is shown
- Ebony and Polished Aluminum base available
- Mina have been designed and tested for users weighting up to 225 lbs (102kg)



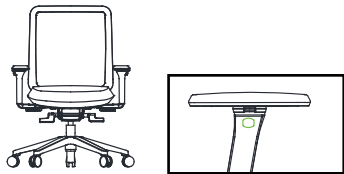
# mina dimensions

## Mina Mesh Task Chair



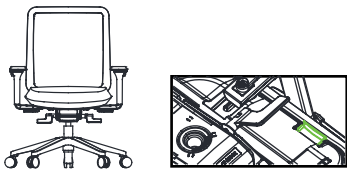
mina adjustment features & instructions

ARMREST ADJUSTMENT



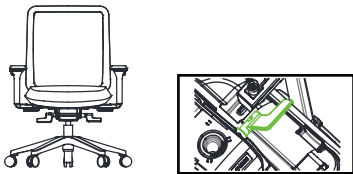
Arm padded rotation:  
Press the button and rotate the arm padded to the desired angle at the same time.  
Arm padded sliding forward or backward:  
Sliding the arm padded forward and backward to the desired position  
Arm height adjustment:  
Press the button on the side of the arm and raise or lower to the desired height

SEAT DEPTH ADJUSTMENT



The button of the depth adjustment is located underneath the seat on the left side,pull the button outward and simultaneously lift your weight from the seat while sliding the seat forward or backward to the desired position,release button to lock the seat in place.

SEAT HEIGHT ADJUSTMENT



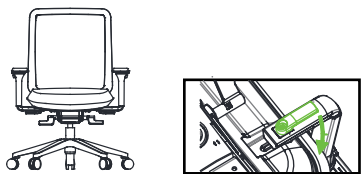
The Seat height handle is located underneath the seat on the right side. To raise the chair, lift the lever up while lifting your weight from the seat until you reach the desired level, then release to lock in place. To lower the chair, lift the lever up and allow your weight to push the seat down until you reach the desired level, then release to lock in place.

BACK TILT ADJUSTMENT



Seat Tilt Adjustment Lock,Pull lever upward and allow the chair to tilt backwards. To lock to the desired position push lever downward. To release tilt adjustment, pull lever upward, apply weight onto the back cushion and then lean forward.

SEAT WIDTH ADJUSTMENT



The button of seat width adjustment is located underface the arm. Rotate the lever backward 90 rotation,pull the arm outward or inward to the desired position,then rotate the arm forward 90 rotation forward to lock the seat width in place.

# mina material requirements

## COM/COL Material Requirement

⚠ More yardage may be required depending upon the pattern repeat and the matching required. Leather yield may be affected by the quality of the COL. However, variance in the size of the hides will not affect the yield.

		BACK		SEAT	
		COM [yards]	COL [sq. ft]	COM [yards]	COL [sq. ft]
Mid-Back	Mesh	0.5	n/a	n/a	n/a
Mid-Back	Fabric	0.6	13	0.5	13

# mina weight & volumes

## Important

Please note, the measurement, weight and volumes listed in this section are only approximations. Packaging requirements will vary depending on the location to which the product is being shipped, type of product and the amount of product being ordered. Dimensions are in millimeters and subject to change without notice.

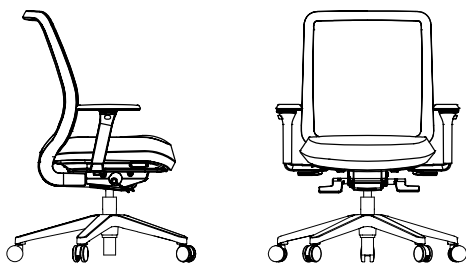


## PACKING METHODS

- KD (Knock Down)
- One (1) chair per carton

	CONTAINER VOLUME			CARTON DIMENSIONS			WEIGHT
	20' GP	40' GP	40' GP HC	inchesH	inchesW	inchesD	kgs
Mesh Chair	173	357	408	26	27	13.75	18.52
Fabric Chair	173	357	408	26	27	13.75	19.49

## K L N M S 2 Mina



### FEATURES

- Standard pneumatic cylinder provides height adjustment of 110mm
- Seat depth adjustment of 72mm
- Back-tilt can be locked at 2 positions or left free flow
- Width and height adjustment arm with pivoting arm cap

### NOTES

Chair comes in a CKD (complete knock down) unit.

Lumber is available for both mesh and upholstery back style.

Hard Casters are standard and well suited for soft flooring such as carpeting.

Soft Casters are available for use on hard flooring, such as wood, concrete or tile.

Upholstery version is fabric upholstered over mesh.

### PRODUCT OPTIONS

Size	Mechanism Style	Arm Style	Back Style	Upholstery Back Finish
<b>F</b> Mid Back	<b>1</b> Standard	<b>N</b> No Arms <b>H</b> 4D Width & Height-Adjustable T-Arms with Pivot Arm Cap	<b>M</b> Mesh <b>U</b> Upholstery	Mesh Fabric

### SAMPLE ORDER CODE

<b>KLNMS2 F</b>	<b>1</b>	<b>H</b>	<b>M</b>	<b>SP04</b>
-----------------	----------	----------	----------	-------------

### PRODUCT OPTIONS CONTINUED

Upholstery Seat Finish	Cylinder Style	Lumbar Support	Base Finish	Casters
Fabric Leather	<b>1</b> Standard <b>3</b> Low	<b>N</b> No Lumbar Support <b>Y</b> Lumbar Support	<b>E</b> Ebony Nylon Base <b>C</b> Polished Aluminum Base	<b>A</b> Soft Casters <b>Y</b> Hard Casters <b>H</b> Hard Casters (EN Std)

### SAMPLE ORDER CODE CONTINUED

<b>R101</b>	<b>1</b>	<b>N</b>	<b>E</b>	<b>A</b>
-------------	----------	----------	----------	----------

Pricing is continued on the following pages.

# K L N M S 2

## Mina

(Continued)

DESCRIPTION	PRICE									
	Grade AA	Grade 1	COM/ Grade 2	COL/ Grade 3	Grade 4	Grade 5	Grade 6	Grade 7	Grade 8	Leather LA/ Grade 9 Grade 10
MESH BACK (M)										
No Arms	551	579	634	661	687	715	743	770	798	826 853
Height-Adjustable T-Arms	622	649	705	732	761	789	815	843	869	897 925
UPHOLSTERY BACK (U)										
No Arms	551	606	722	770	820	867	914	962	1011	1060 1107
Height-Adjustable T-Arms	622	677	794	843	889	937	986	1035	1082	1130 1177
If Lumbar Support (Y) is specified	add 41									
If Polished Aluminum (C) Base is specified	add 225									
If Soft Casters (A) are specified	add 22									
If Hard Casters (EN Std) (H) are specified	add 9									

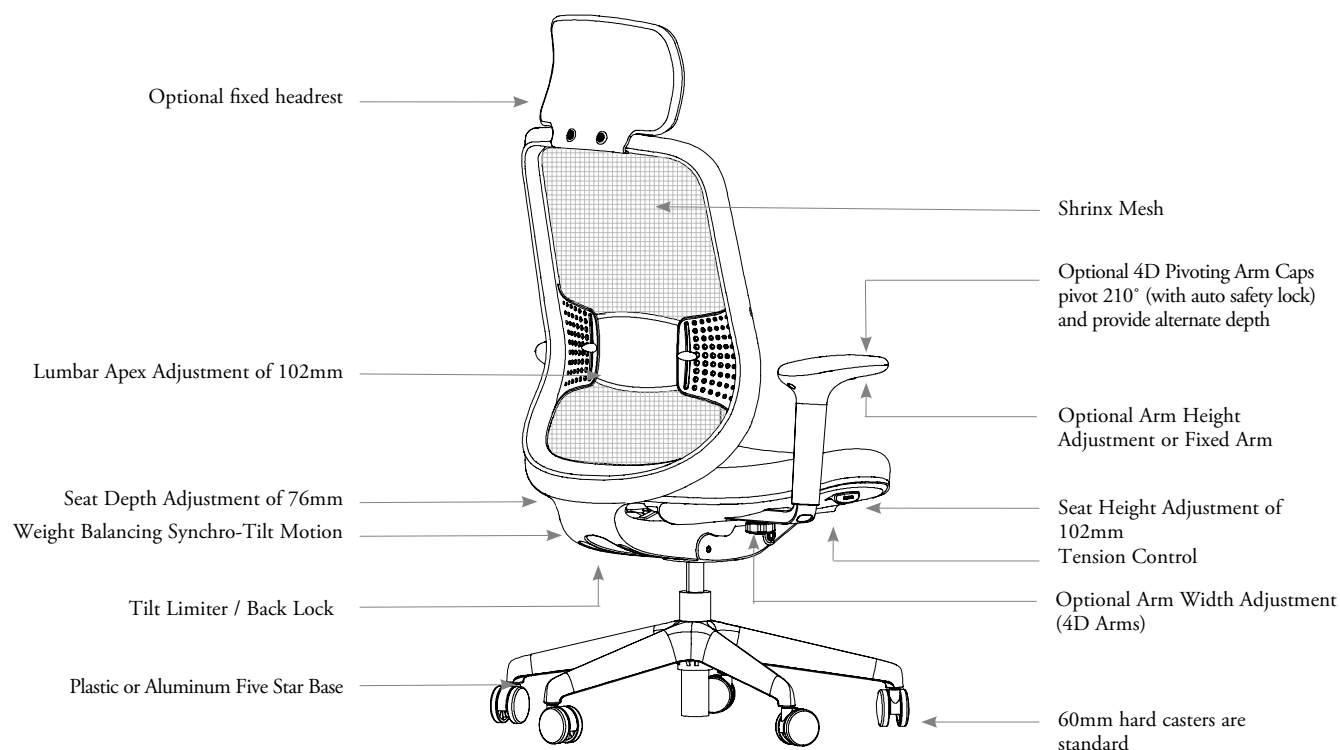




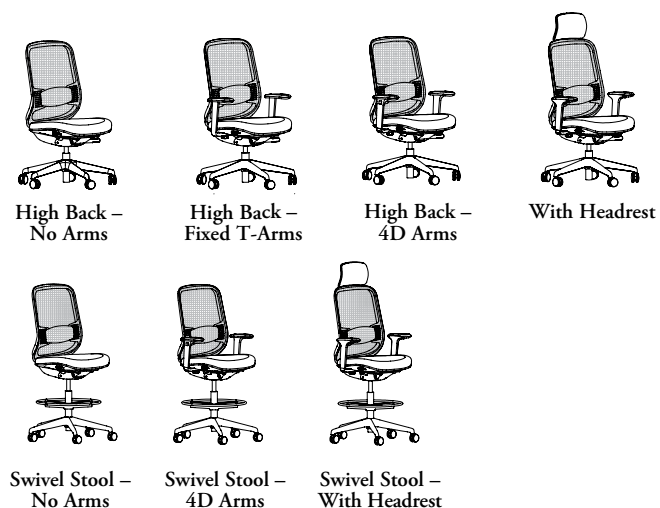
# projek overview

**Projek is a chair for all people and environments.**

- Projek Chairs have been designed and tested for users weighing up to 300 lbs
- Projek Chairs are equipped with casters intended for use on carpeted surfaces. Use of these casters on hard surfaces could result in unexpected rolling and tipping. Casters designed for use on hard surfaces are available. If in doubt, see your dealer for appropriate selection
- Synchro-tilt weight-balancing with 3.5:1 ratio



## Statement of Line



## projek finish guide

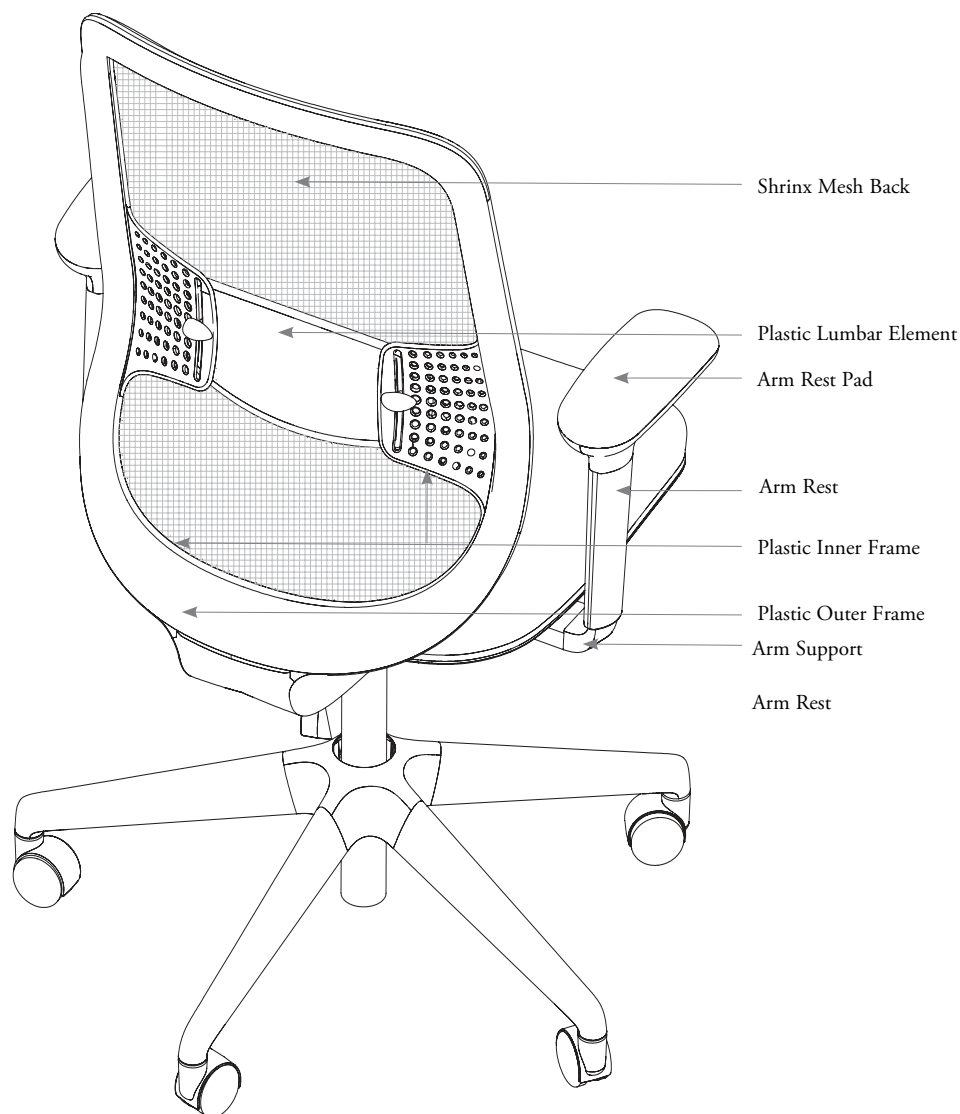
**When selecting finishes for the Inner and Outer Frame, Lumbar and Mesh of the Projek family of chairs, Task Chair and Swivel Stool, it is possible to select different finishes for the components listed below or to have the same finish specified throughout.**

### ❗ Task Chair and Stool:

- The headrest's frame and fabric finishes default to the Outer Frame Finish and Seat Fabric Finish (Assembled Task Chair and Stool only)
- 4D Arm finish defaults to the Outer Frame Finish. For Stone or Very White the arm rest will be finished same as outer frame. Arm Rest Pad and Arm Support finished in Ebony. Fixed Arm is available in Ebony only

### Guest Chair:

- Lumbar Element not included
- Arm Rest in Ebony only

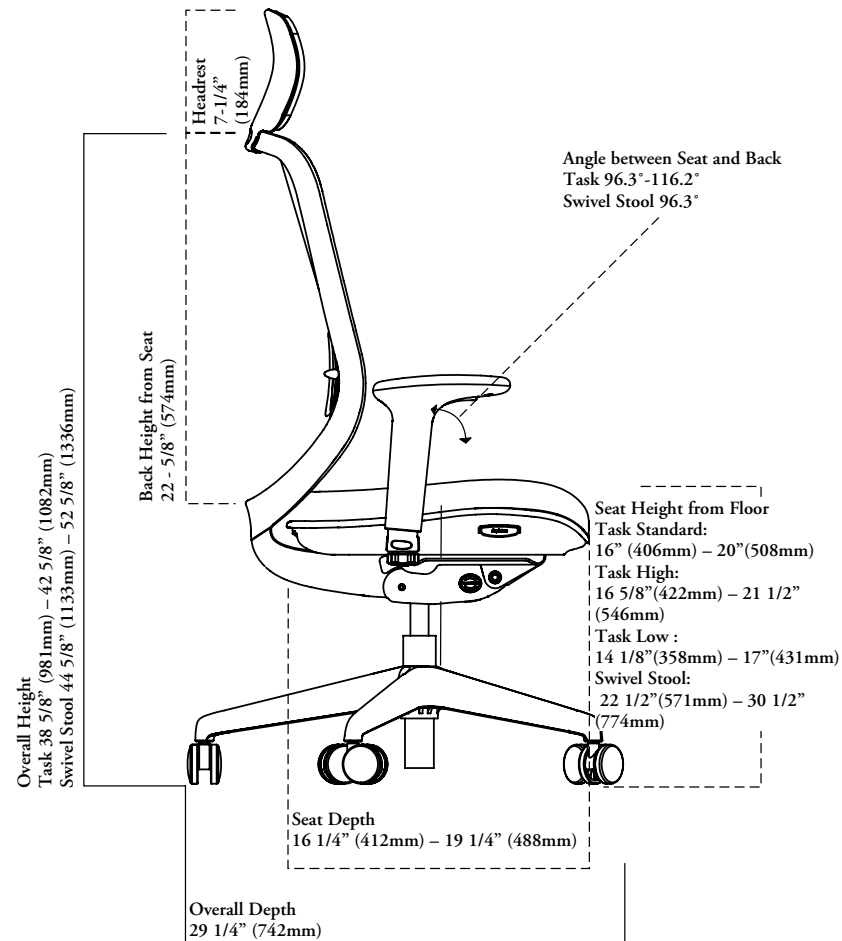
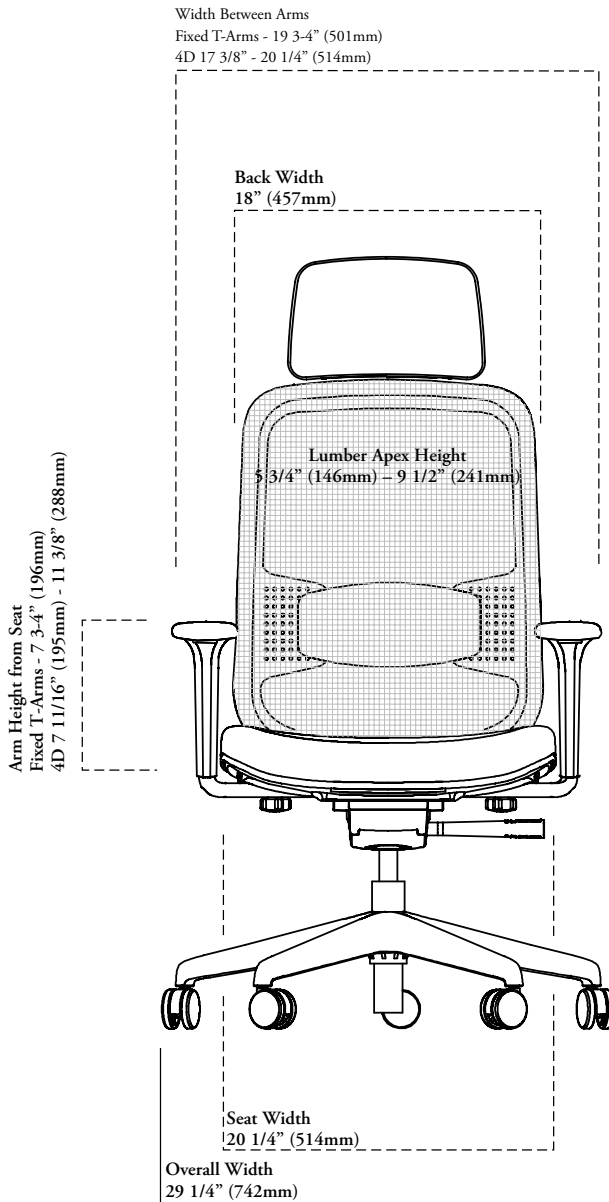


# projek dimensions & material requirements

## Dimensions

❗ For Conversion to Metric, multiply dimension by 25.4.

WEIGHT	
General Use/Executive Task	35 lbs (35kg)
Swivel Stool	41.8 lbs (19kg)



## COM/COL Material Requirement

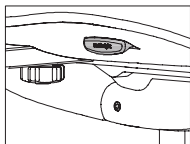
❗ More yardage may be required depending upon the upholstery pattern, repeat, directionality and pattern matching. Leather yield varies from 60-80% and may be affected by the quality of the COL including location and quantity of blemishes, size and shape of hide. The size of the sewing pattern and the number of units ordered may also impact yield. Always round-up to the next hide.

### DUAL UPHOLSTERED

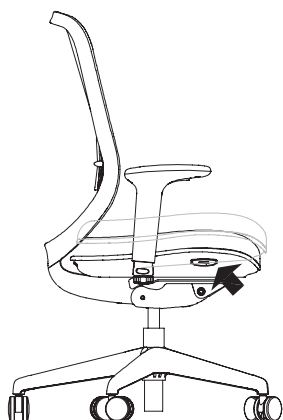
	COM [yards]	COL [sq. ft]
Seat	7/8	8 3/4
Headrest	1/2	4 7/8

## projek adjustment features & instruction

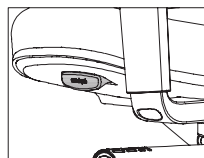
### SEAT HEIGHT ADJUSTMENT



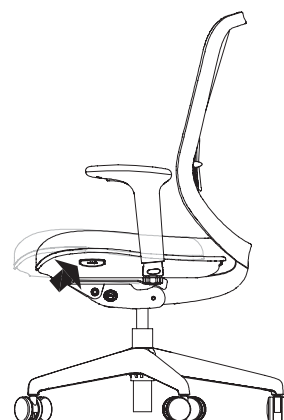
Seat height can be adjusted by pulling outward on the button below the seat on the right hand side. When this button pulled, the weight of the body will cause the seat to lower, and releasing it stops the seat at the desired height. Pulling outward on the button with no weight on the seat allows it to rise.



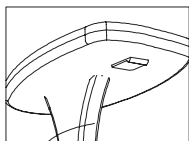
### SEAT DEPTH ADJUSTMENT



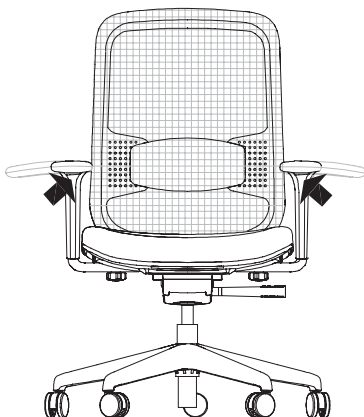
To adjust the seat depth, pull outward on the button below the seat on the left-hand side and simultaneously lift your weight from the seat while sliding the seat forward or backward. Release button to lock the seat in place.



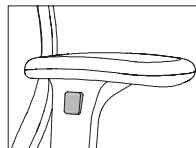
### 4D ARM PIVOT ADJUSTMENT



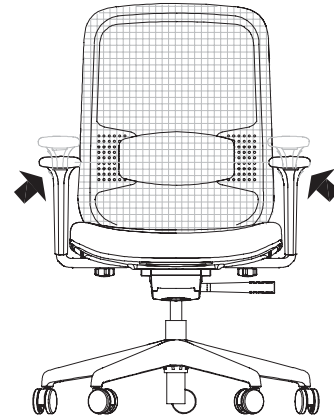
To pivot the arm cap, depress the auto safety lock button on the outside of the armrest and pivot 210° degrees to desired position. Release the button to lock in place. 180° arm rotation adjusts the arm depth.



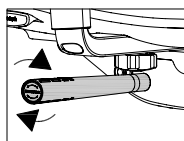
### ARM HEIGHT ADJUSTMENT



To adjust the arm height, press the button below either arm rest to raise or lower it to the desired position. Release the button to lock in place.



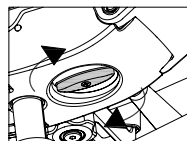
### BACK TILT ADJUSTMENT



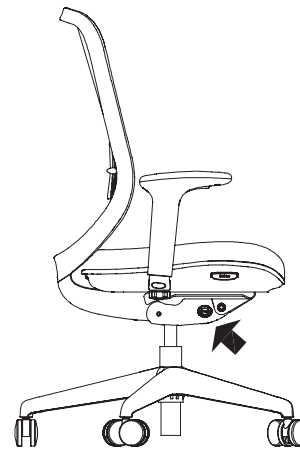
Turning the grip found under the left side of the seat limits the back tilt travel and locks the back. Travel is limited on 3 positions with back lock in the upright position.



### TILT TENSION ADJUSTMENT

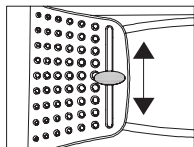


Fine tune the weight balanced tension by rotating the dial located below the seat center to suit personal preference.



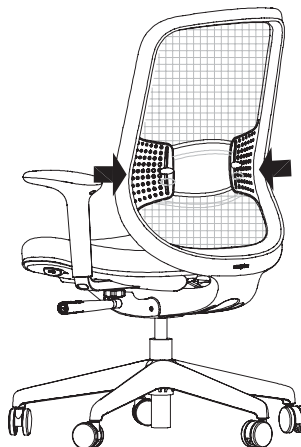
# projek adjustment features & instruction (continued)

## LUMBAR HEIGHT-ADJUSTMENT

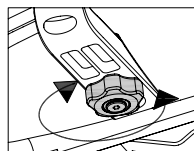


The lumbar height-adjustment knobs can be found on the back where the Inner Frame connects to the Lumbar Element.

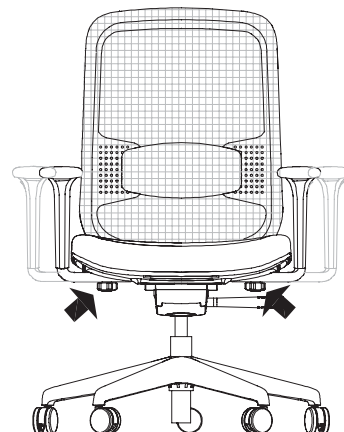
The height of the lumbar support can be adjusted by sliding them up and down.



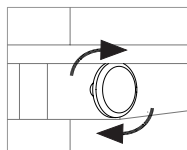
## ARM WIDTH ADJUSTMENT



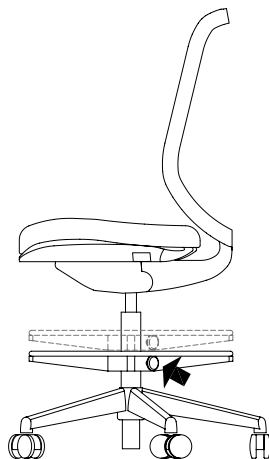
To adjust the width of each arm, turn the dial clockwise to release the arm lock. Slide the arm inward or outward to the desired position. Tighten the knob to lock the arm in place.



## STOOL FOOT RING HEIGHT



To raise or lower the stool's foot ring, turn the foot ring's knob counter clockwise to release the foot ring and adjust the ring until you reach the desired level. Turn the knob clockwise to lock in place.



## K L N P R T Projek – Synchro-Tilt Task Chair



Fixed T-Arm



4D Arm



### FEATURES

- Standard pneumatic cylinder provides height adjustment of 102mm
- Seat depth adjustment of 76mm
- Lumbar height adjustment of 102mm
- Back tilt can be locked in the upright position or left to free flow to 3 defined angle ranges
- Weight-balancing with a travel limiter synchro-tilt mechanism (3.5:1 tilt ratio) with unique preference control to tilt tension. Back recline angle range is 0° - 20° and seat adjustment range angle is 0° - 6.5°
- Ebony base is available in plastic only
- Hard casters are well suited for soft flooring such as carpeting
- Soft casters are available for use on hard flooring, such as wood, concrete or tile

### NOTES

Arm finish to match Outer Frame Finish. For Stone Arm Finish, major Finish is Stone with Arm Rest Pad and Arm Post Support in Ebony.

Projek chair is Dual Upholstery with Shrinx Mesh available on the back only and Teknion's Standard and Graded-In-Fabrics on seat.

See Projek Finish Guide to define Plastic Outer Frame, Plastic Inner Frame & Lumbar Element finish details.

### PRODUCT OPTIONS

Headrest	Arm Style	Shrinx Mesh Back	Seat Upholstery Finish	Cylinder Style	Plastic Outer Frame Finish
<b>N</b> No Headrest	<b>N</b> No Arms <b>F</b> Fixed T-Arms <b>P</b> 4D Width- & Height-Adjustable T-Arms with Pivot Arm Cap	<b>S2</b> Ebony	Fabric	<b>1</b> Standard <b>2</b> High <b>3</b> Low	<b>8B</b> Ebony

### SAMPLE ORDER CODE

<b>KLNPR T N</b>	<b>P</b>	<b>S2</b>	<b>X720</b>	<b>1</b>	<b>8B</b>
------------------	----------	-----------	-------------	----------	-----------

### PRODUCT OPTIONS CONTINUED

Plastic Inner Frame Finish	Plastic Lumbar Element Finish	Base Finish	Casters/Glides (Optional)	Assembly Style
<b>8B</b> Ebony	<b>8B</b> Ebony	<b>52</b> Ebony <b>C9</b> Polished Aluminum	<b>~</b> Casters, Hard <b>A</b> Casters, Soft <b>B</b> Glides, Hard <b>C</b> Glides, Soft	<b>N</b> Not Fully Assembled

### SAMPLE ORDER CODE CONTINUED

<b>8B</b>	<b>8B</b>	<b>52</b>	<b>A</b>	<b>N</b>
-----------	-----------	-----------	----------	----------

Pricing is continued on the following pages.

# K L N P R T

## Projek – Synchro-Tilt Task Chair (Continued)

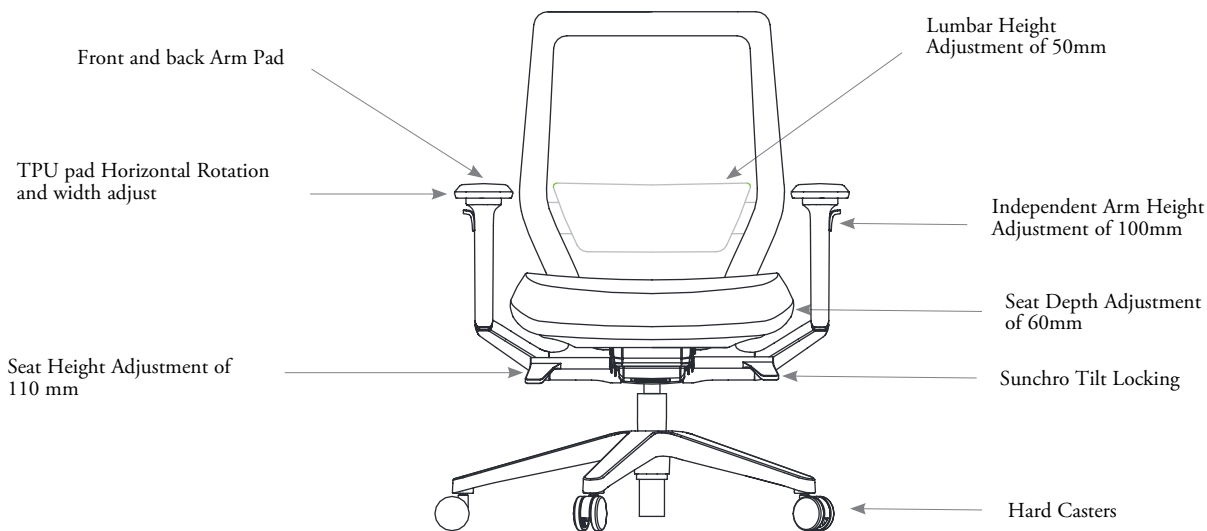
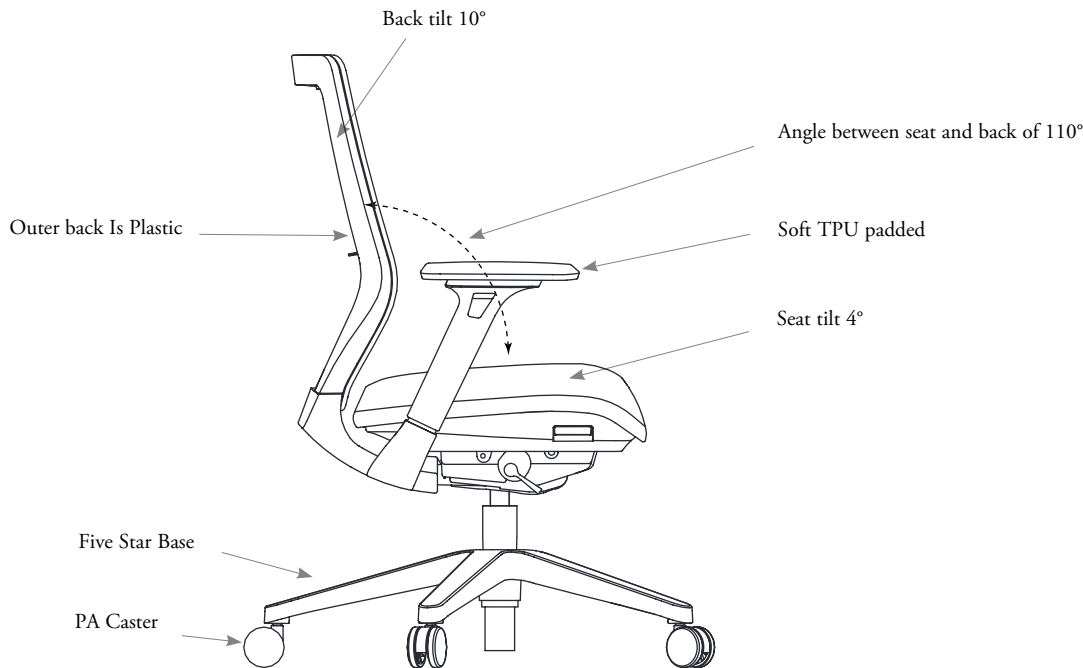
DESCRIPTION	PRICE										
	Grade 1	COM/ Grade 2	COL/ Grade 3	Grade 4	Grade 5	Grade 6	Grade 7	Grade 8	Grade 9	Grade 10	Leather LA
NO HEADREST (N)											
No Arms	1077	1107	1135	1163	1192	1220	1251	1280	1305	1404	1323
Fixed Arms	1197	1227	1255	1283	1312	1340	1369	1396	1422	1522	1443
4D Width, Height-Adjustable T-Arms w/ Pivot Arm Cap	1311	1338	1366	1395	1422	1451	1482	1508	1536	1634	1553
If Polished Aluminum (C9) Base is specified	add 83										
If Soft Casters (A) are specified	add 29										
If Hard Glides (B) are specified	add 29										
If Soft Glides (C) are specified	add 45										

# sego overview

## Overview

Seço is an exclusive line of upholstered & coordinating mesh-back task chairs. Hidden innovations optimize function and comfort.

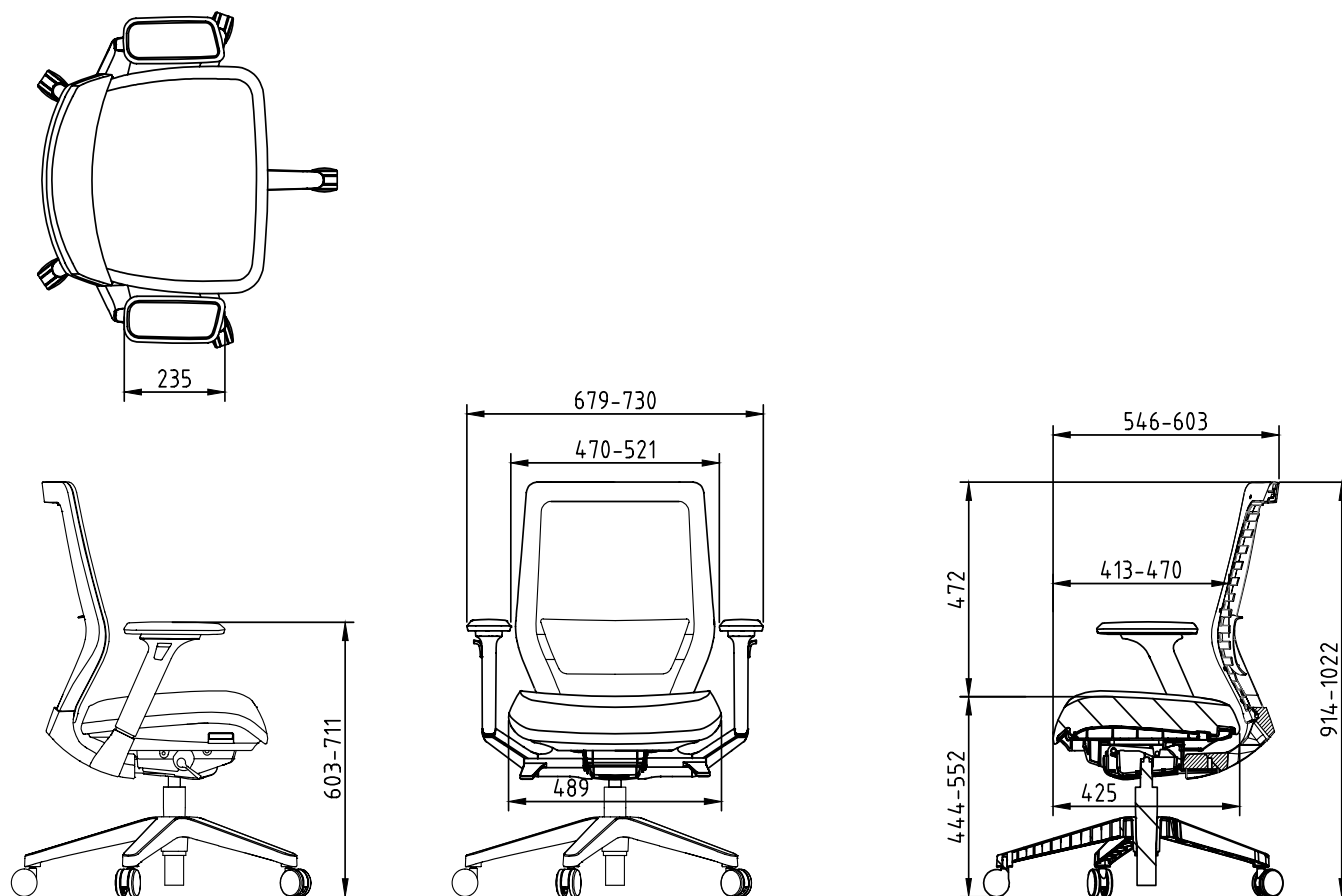
- ❖ Seço Chairs and Stools have been designed and tested for users weighting up to 225 lbs (102kg)





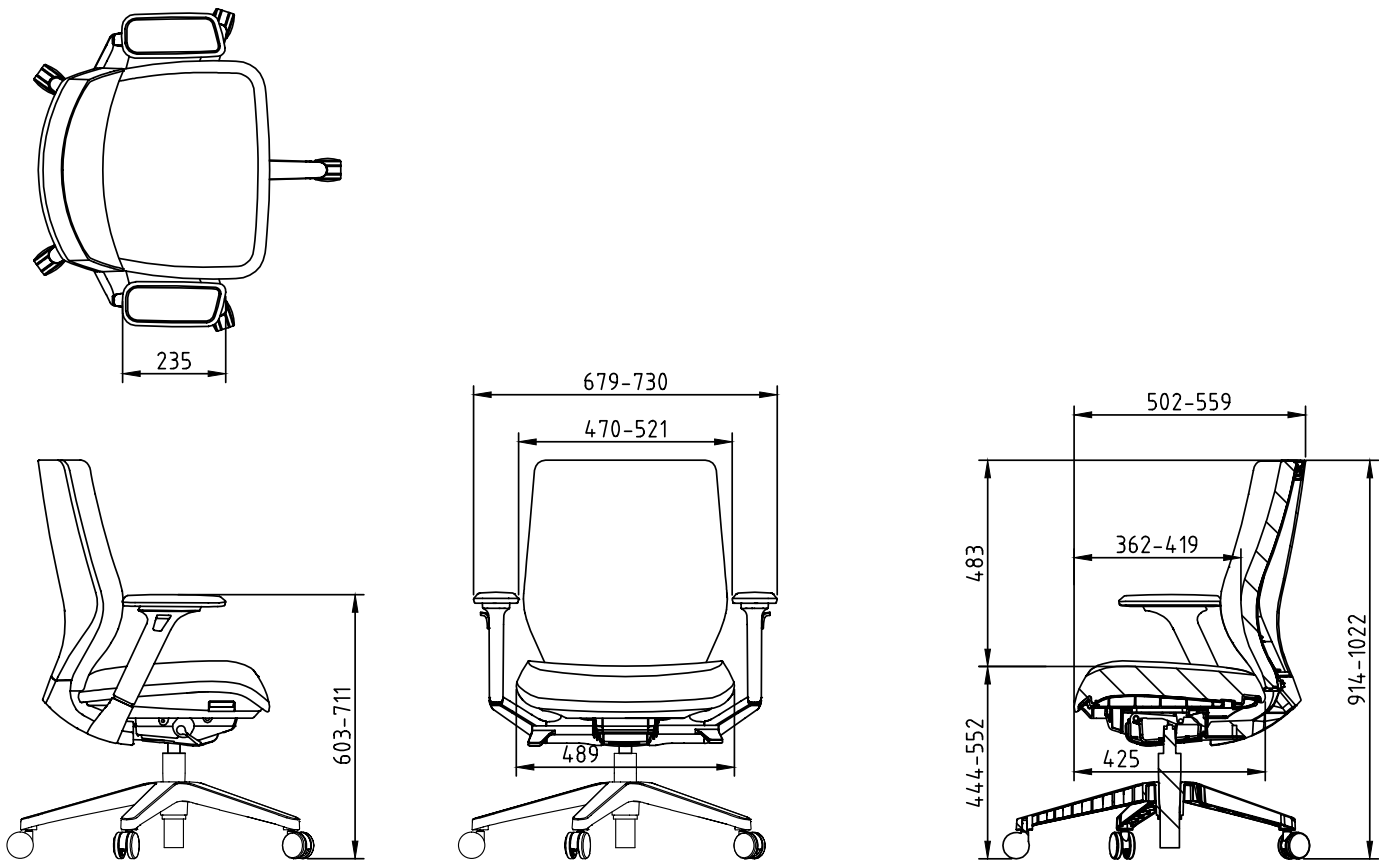
# sego dimension

## Mesh Back



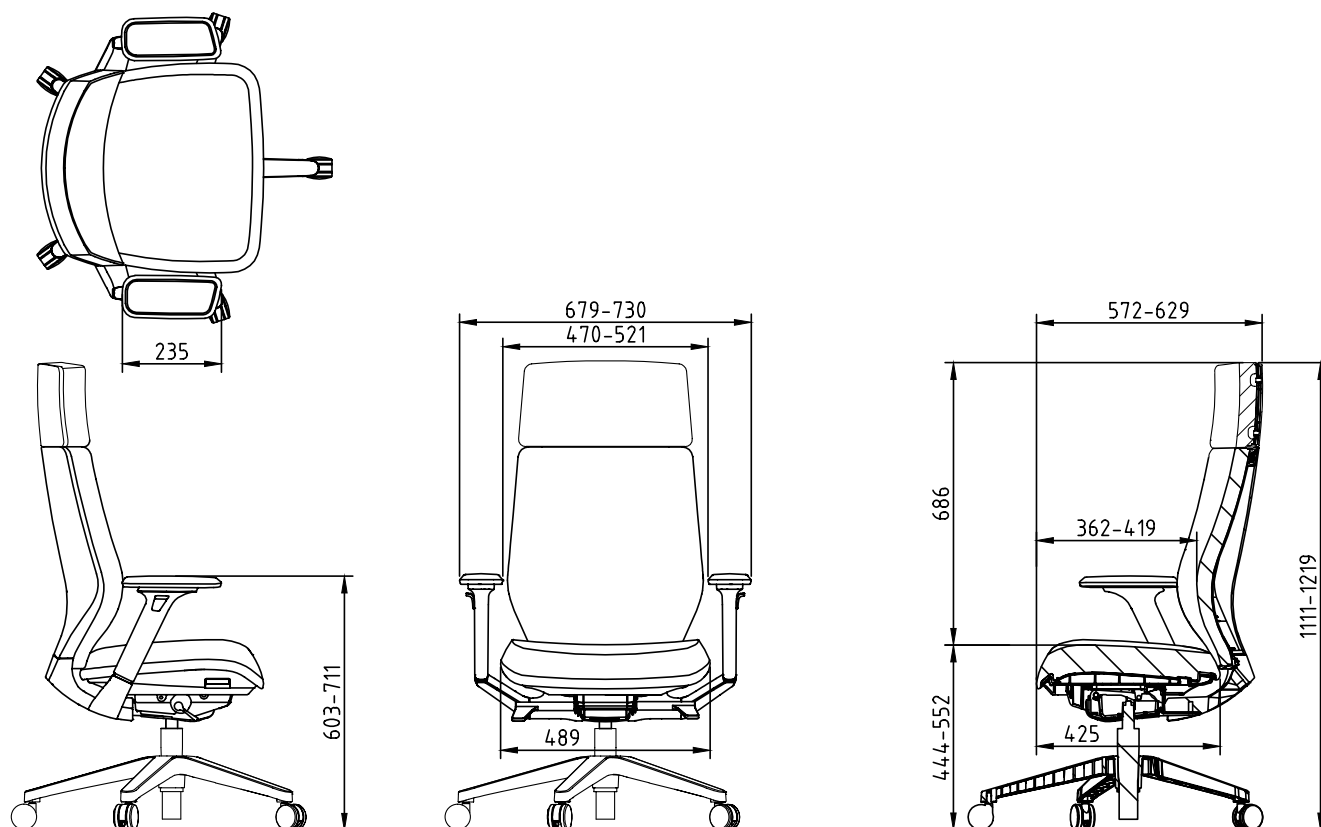
sego dimension (continued)

Upholster back




## sego dimension (continued)

Upholster back with headrest



## sego adjustment features & instructions

### ARMREST ADJUSTMENT



Arm padded rotation:

Rotate the arm padded to the left/right

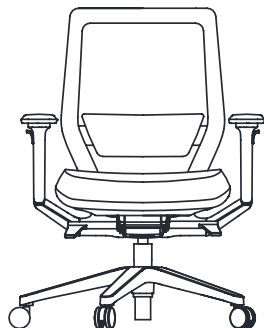
Arm padded width adjust:

Move the padded to the left/right  
Arm padded sliding forward or backward:

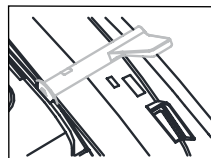
Sliding the arm padded forward and backward to the desired position

Arm height adjustment:

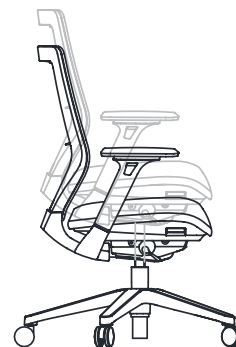
Pull the button on the side of the arm and raise or lower to the desired height



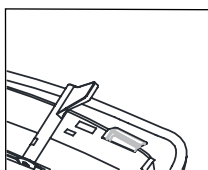
### SEAT HEIGHT ADJUSTMENT



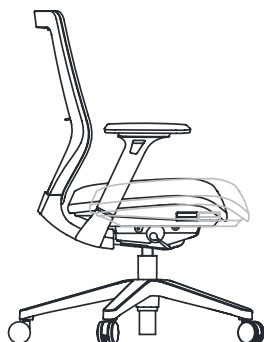
The Seat height handle is located underneath the seat on the right side. To raise the chair, lift the lever up while lifting your weight from the seat until you reach the desired level, then release to lock in place. To lower the chair, lift the lever up and allow your weight to push the seat down until you reach the desired level, then release to lock in place.



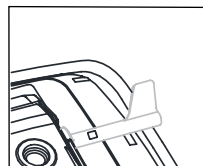
### SEAT DEPTH ADJUSTMENT



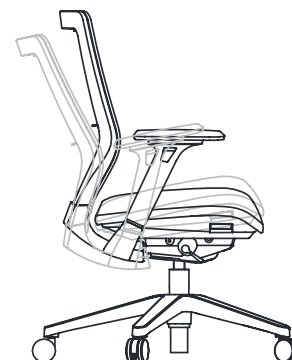
The button of the depth adjustment is located underneath the seat on the left side, pull the button outward and simultaneously lift your weight from the seat while sliding the seat forward or backward to the desired position, release button to lock the seat in place.



### BACK TILT ADJUSTMENT

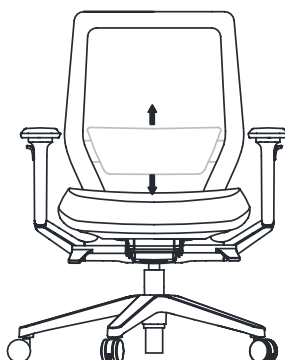


Seat Tilt Adjustment Lock, Pull lever upward and allow the chair to tilt backwards. To lock to the desired position push lever downward. To release tilt adjustment, pull lever upward, apply weight onto the back cushion and then lean forward.



### LUMBAR HEIGHT ADJUSTMENT

Lift the lumbar and raise or lower to the desired height



## sego standard material requirements

### COM/COL Material Requirement

⚠ More yardage may be required depending upon the upholstery pattern, repeat, directionality and pattern matching. Leather yield varies from 60-80% and may be affected by the quality of the COL including location and quantity of blemishes, size and shape of hide. The size of the sewing pattern and the number of units ordered may also impact yield. Always round-up to the next hide.

	HEADREST		BACK		SEAT	
	Fabric	Leather	Fabric	Leather	Fabric	Leather
Mesh chair	n/a	n/a	0.26yd	n/a	0.63yd	7.19sf
Fabric chair with headrest	0.18yd	3.6sf	0.45yd	7.84sf	0.63yd	7.19sf
Fabric chair without headrest	n/a	n/a	0.45yd	0.45yd	0.63yd	

## sego standard weight & volumes

### Important

⚠ Please note, the measurement, weight and volumes listed in this section are only approximations. Packaging requirements will vary depending on the location to which the product is being shipped, type of product and the amount of product being ordered. Dimensions are in millimeters and subject to change without notice.

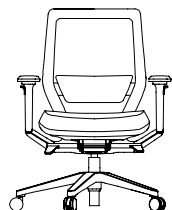
### PACKING METHODS

- KD (Knock Down)
- One (1) chair per carton

	CONTAINER VOLUME			CARTON DIMENSIONS			WEIGHT (KG)	
	20GP	40GP	40HQ	inches H	inches W	inches D	N.W.	G.W.
Mesh chair	192	395	460	26	28	12.75	17.69	20.5
Fabric chair with headrest	151	312	364	26	35	12.75	19.81	21.5
Fabric chair without headrest	116	297	396	26	28	14.5	18.79	21

## K L N B G M A

### Seô – Synchro-Tilt Task Chair (Mesh)



4D Arm

#### FEATURES

- Standard pneumatic cylinder provides height adjustment of 110mm.
- Seat dept adjustment of 60mm and Lumbar height adjustment of 50mm.
- 4D Armrest height adjustment of 100mm.
- Back tilt can be locked in the upright position of left to free flow to 2 defined angle ranges.
- 100% weight sensitive synchro-tilt mechanism (2.75:1 tilt ratio). Back recline angle range is 0° – 10° and seat adjustment range angle is 0° – 4°.
- Ebony base is available in plastic only.
- Hard and soft casters are available.
- Optional plastic arms with 4D (height, width, depth & pivot) adjustments that are easy to access)
- Options for Hard & Soft Casters finished in Ebony or Silver & Ebony finish.
- Hard Casters are standard and well suited for soft flooring such as carpeting.
- Soft Casters are available for use on hard flooring, such as wood, concrete or tile.

#### NOTES

Slotted Back Insert is translucent & Arm Pads defaulted as frame color selected.

Ebony Plastic Outer Frame Finish color defaulted to Ebony Plastic Arm & Seat Pan Finish.

Grey Plastic Outer Frame Finish color defaulted to Light Cold Grey Plastic Arm & Seat Pan Finish.

Hard casters (EN STD) only available in Ebony finish.

#### PRODUCT OPTIONS

Headrest	Arm Style	Upholstery Back Finish	Upholstery Seat Finish	Plastic Outer Frame Finish	Base Finish
<b>N</b> No Headrest	<b>P</b> 4D Width & Height- Adjustable T-Arms with Pivot Arm Cap  <b>E</b> 4D Width & Height- Adjustable T-Arms with Pivot Arm Cap (EN Std)	<b>SP18</b> Black Mesh 4780-11 <b>SP19</b> Light Grey Mesh 4780-15 <b>SP21</b> Dark Grey Mesh 4780-16 <b>SP22</b> White Mesh 3319-30(R)	Fabric Leather	<b>8B</b> Ebony <b>9F</b> Gris	<b>C9</b> Polished Aluminum <b>8B</b> Ebony

#### SAMPLE ORDER CODE

<b>KLNBGMA N</b>	<b>P</b>	<b>SP18</b>	<b>R101</b>	<b>8B</b>	<b>C9</b>
------------------	----------	-------------	-------------	-----------	-----------

#### PRODUCT OPTIONS (CONTINUED)

Cylinder Style	Lumbar Support	Caster	Caster Finish	Assembly Style
<b>1</b> Standard <b>3</b> Low	<b>Y</b> With Lumbar Support	<b>Y</b> Hard Casters <b>A</b> Soft Casters <b>H</b> Hard Casters (EN Std)	<b>1</b> Ebony	<b>N</b> Not Fully Assembled <b>F</b> Fully Assembled

#### SAMPLE ORDER CODE (CONTINUED)

<b>1</b>	<b>Y</b>	<b>A</b>	<b>1</b>	<b>N</b>
----------	----------	----------	----------	----------

Pricing is continued on the following page.

**K L N B G M A**  
**Seô – Synchro-Tilt Task Chair**  
**(Mesh) (continued)**

DESCRIPTION	PRICE										
	Grade AA	Grade 1	COM/ Grade 2	COL/ Grade 3	Grade 4	Grade 5	Grade 6	Grade 7	Grade 8	Grade 9	Leather LA/ Grade 10
4D Arms	837	880	921	949	977	1004	1031	1058	1085	1113	1140
4D Arms (EN Std)	837	880	921	949	977	1004	1031	1058	1085	1113	1140

If Ebony Frame, Polished Aluminum Base are specified add 83

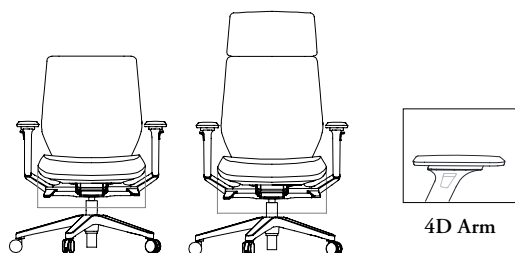
If Gris Frame, Polished Aluminum Base are specified add 235

If Soft Casters, Ebony Finish are specified add 27



## K L N B G M U

### Seô – Synchro-Tilt Task Chair (Upholstered Back)



#### FEATURES

- Standard pneumatic cylinder provides height adjustment of 110mm.
- Seat dept adjustment of 60mm and Lumbar height adjustment of 50mm.
- 4D Armrest height adjustment of 100mm.
- Back tilt can be locked in the upright position of left to free flow to 2 defined angle ranges.
- 100% weight sensitive synchro-tilt mechanism (2.75:1 tilt ratio). Back recline angle range is 0° – 10° and seat adjustment range angle is 0° – 4°.
- Ebony base is available in plastic only.
- Hard and soft casters are available.
- 4D (height, width, depth & pivot) adjustments that are easy to access).
- Options for Hard & Soft Casters finished in Ebony or Silver & Ebony finish.
- Hard Casters are standard and well suited for soft flooring such as carpeting.
- Soft Casters are available for use on hard flooring, such as wood, concrete or tile.

#### NOTES

Slotted Back Insert is translucent & Arm Pads defaulted as frame color selected.

Ebony Plastic Outer Frame Finish color defaulted to Ebony Plastic Arm & Seat Pan Finish.

Grey Plastic Outer Frame Finish color defaulted to Light Cold Grey Plastic Arm & Seat Pan Finish.

Headrest cannot be added later. Must be factory fitted.

Hard casters (EN STD) only available in Ebony finish.

Single Upholstered: The same fabric is applied to the seat and inside back.

Dual Upholstered: Two different fabrics are applied to the chair, one fabric to the seat and the other fabric to the inside back. First fabric listed will apply to the back and is the grade of fabric used to price the chair. A dual upholstery up charge applies.

#### PRODUCT OPTIONS

Headrest	Arm Style	Upholstery Style	Upholstery Back Finish	Upholstery Seat Finish	Plastic Outer Frame Finish
<b>N</b> No Headrest	<b>P</b> 4D Width & Height- Adjustable T-Arms with Pivot Arm Cap	<b>S</b> Single Upholstery	Fabric	Fabric	<b>8B</b> Ebony
<b>Y</b> Headrest		<b>D</b> Dual Upholstery	Leather	Leather	<b>9F</b> Gris
	<b>E</b> 4D Width & Height- Adjustable T-Arms with Pivot Arm Cap (EN Std)				

#### SAMPLE ORDER CODE

<b>KLNBGMU N</b>	<b>P</b>	<b>D</b>	<b>R101</b>	<b>R101</b>	<b>8B</b>
------------------	----------	----------	-------------	-------------	-----------

#### PRODUCT OPTIONS (CONTINUED)

Base Finish	Cylinder Style	Casters	Casters Finish	Assembly Style
<b>8B</b> Ebony	<b>1</b> Standard	<b>Y</b> Hard Casters	<b>1</b> Ebony	<b>N</b> Not Fully Assembled
<b>C9</b> Polished Aluminum	<b>3</b> Low	<b>A</b> Soft Casters		<b>F</b> Fully Assembled
		<b>H</b> Hard Casters (EN Std)		

#### SAMPLE ORDER CODE (CONTINUED)

<b>C9</b>	<b>1</b>	<b>A</b>	<b>1</b>	<b>N</b>
-----------	----------	----------	----------	----------

Pricing is continued on the following page.

# K L N B G M U

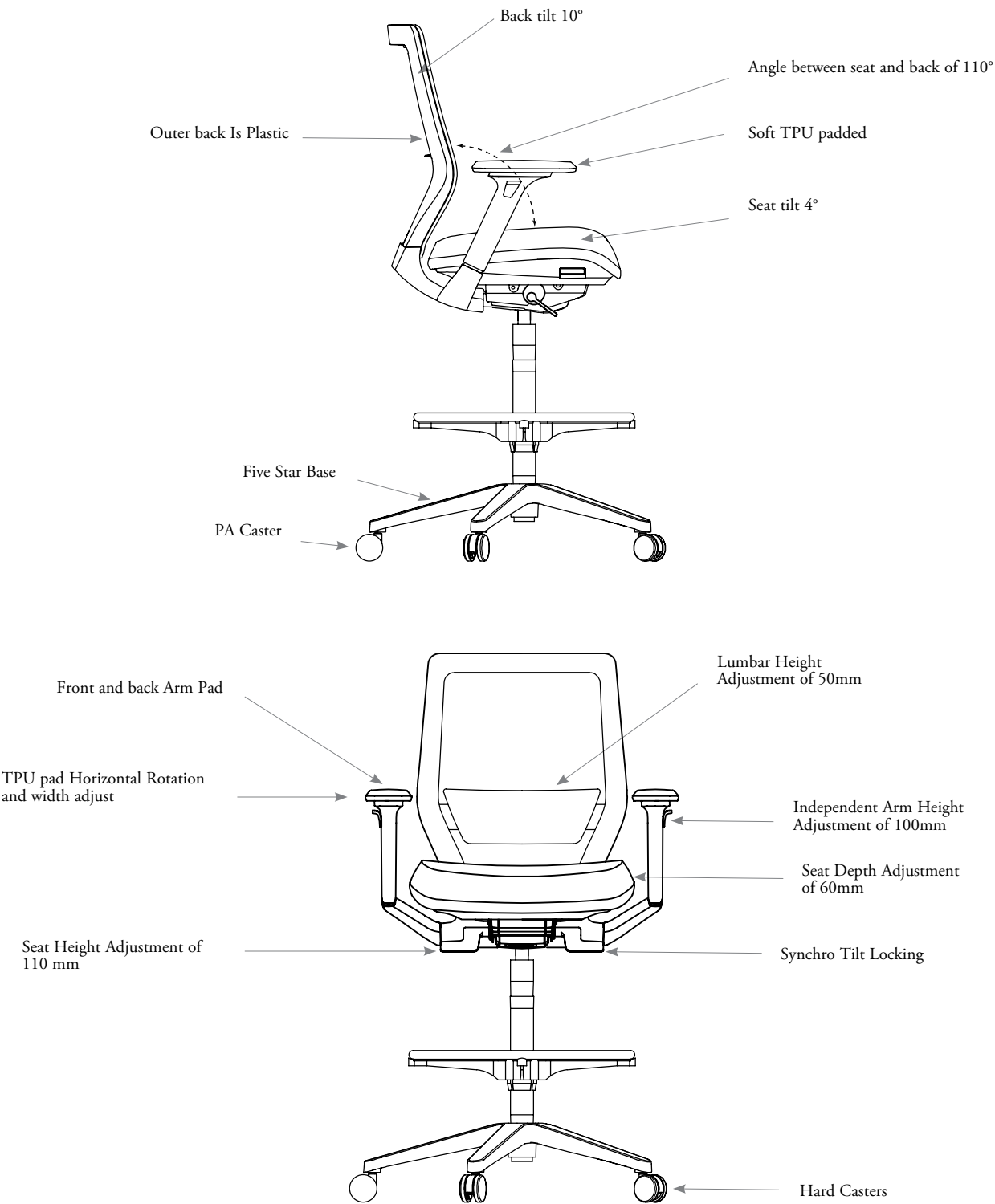
## Seço – Synchro-Tilt Task Chair (Upholstered Back) (continued)

DESCRIPTION	PRICE										
	Grade AA	Grade 1	COM/ Grade 2	COL/ Grade 3	Grade 4	Grade 5	Grade 6	Grade 7	Grade 8	Grade 9	Leather LA/ Grade 10
<b>NO HEADREST (N)</b>											
4D Arms	837	921	1004	1058	1113	1168	1223	1279	1333	1387	1443
4D Arms (EN Std)	837	921	1004	1058	1113	1168	1223	1279	1333	1387	1443
<b>WITH HEADREST (Y)</b>											
4D Arms	934	1016	1099	1153	1207	1263	1318	1374	1371	1483	1538
4D Arms (EN Std)	934	1016	1099	1153	1207	1263	1318	1374	1429	1483	1538
If Dual Upholstery (D) is specified add 243 If Ebony Frame, Polished Aluminum Base are specified add 83 If Gris Frame, Polished Aluminum Base are specified add 235 If Soft Casters, Ebony Finish are specified add 27											

# sego stool overview

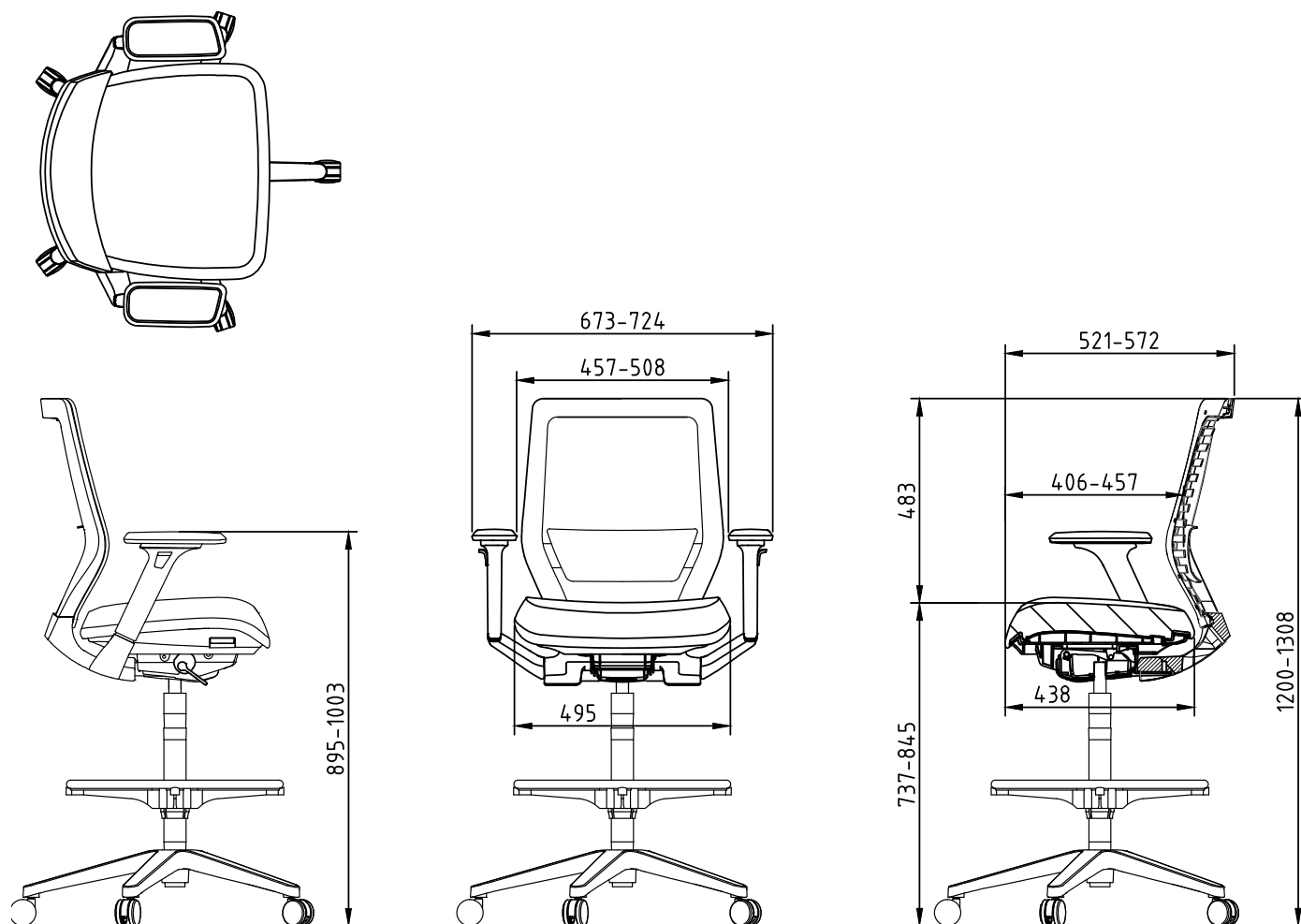
## Overview

Seço is an exclusive line of upholstered & coordinating mesh-back task chairs. Hidden innovations optimize function and comfort.



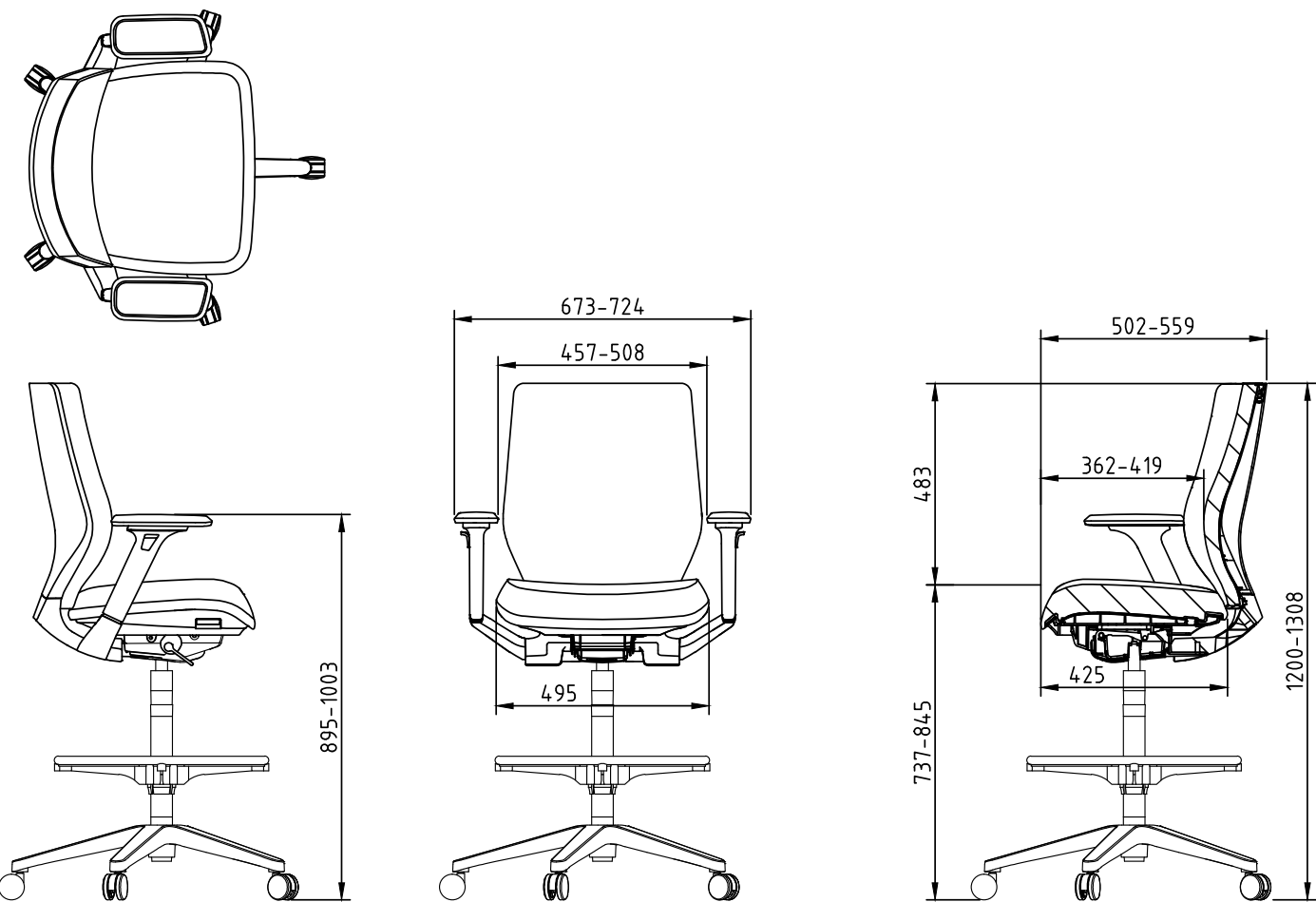
## sego stool dimension

### Mesh stool with lumbar



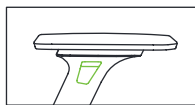
sego stool dimension (continued)

Upholster stool



# sego stool adjustment features & instructions

## ARMREST ADJUSTMENT



Arm padded rotation: Rotate the arm padded to the left/right.

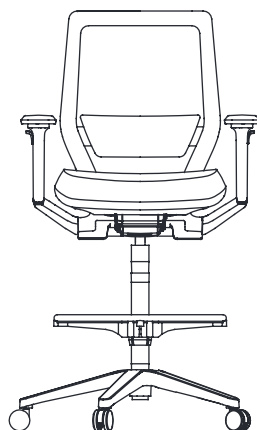
Arm padded width adjust: Move the padded to the left/right.

Arm padded sliding forward or backward:

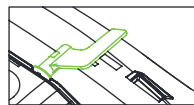
Sliding the arm padded forward and backward to the desired position.

Arm height adjustment:

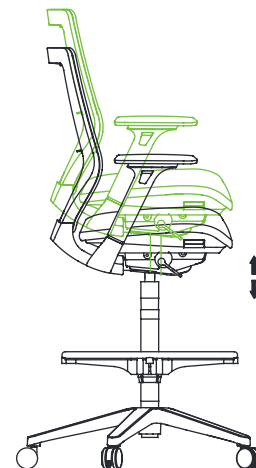
Pull the button on the side of the arm and raise or lower to the desired height.



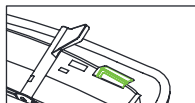
## SEAT HEIGHT ADJUSTMENT



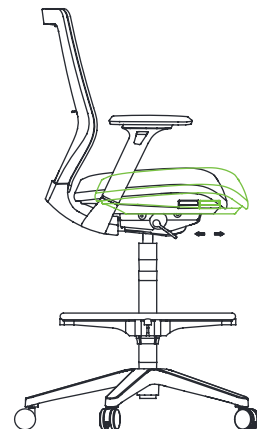
The Seat height handle is located underneath the seat on the right side. To raise the chair, lift the lever up while lifting your weight from the seat until you reach the desired level, then release to lock in place. To lower the chair, lift the lever up and allow your weight to push the seat down until you reach the desired level, then release to lock in place.



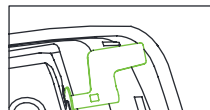
## SEAT DEPTH ADJUSTMENT



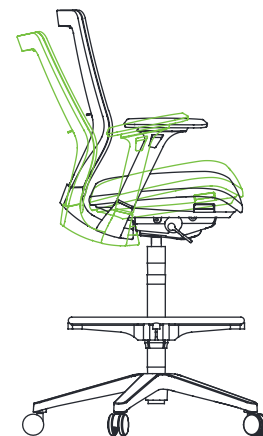
The button of the depth adjustment is located underneath the seat on the left side, pull the button outward and simultaneously lift your weight from the seat while sliding the seat forward or backward to the desired position, release button to lock the seat in place.



## BACK TILT ADJUSTMENT

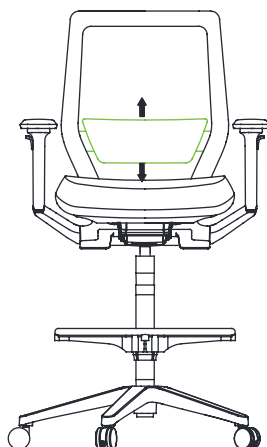


Seat Tilt Adjustment Lock, Pull lever upward and allow the chair to tilt backwards. To lock to the desired position push lever downward. To release tilt adjustment, pull lever upward, apply weight onto the back cushion and then lean forward.

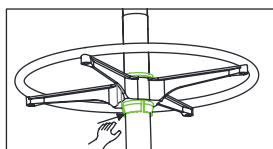


## LUMBAR HEIGHT ADJUSTMENT

Lift the lumbar and raise or lower to the desired height.



## STOOL HEIGHT ADJUSTMENT

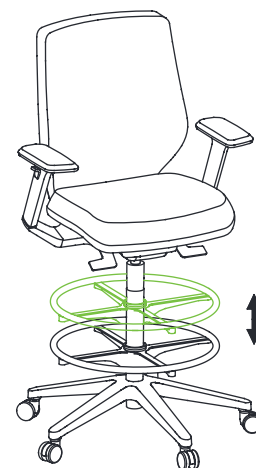


Tighten Loosen

Hold the base with one hand and turn the foot-ring anti-clockwise approx. A 1/4 rotation just to loosen.

Hold the bottom of the plastic hub with one hand and the outer ring with the other and continue to turn anti-clockwise until the foot-ring is released and can move freely up and down the gas cylinder.

Adjust the height as required and then tighten again.



# sego stool standard material requirements

## COM/COL Material Requirement

⚠ More yardage may be required depending upon the upholstery pattern, repeat, directionality and pattern matching. Leather yield varies from 60-80% and may be affected by the quality of the COL including location and quantity of blemishes, size and shape of hide. The size of the sewing pattern and the number of units ordered may also impact yield. Always round-up to the next hide.

	HEADREST		BACK		SEAT	
	Fabric	Leather	Fabric	Leather	Fabric	Leather
Mesh chair	n/a	n/a	0.26yd	n/a	0.63yd	7.19sf
Fabric chair without headrest	n/a	n/a	0.45yd	0.45yd	0.63yd	

# sego stool standard weight & volumes

## Important

⚠ Please note, the measurement, weight and volumes listed in this section are only approximations. Packaging requirements will vary depending on the location to which the product is being shipped, type of product and the amount of product being ordered. Dimensions are in millimeters and subject to change without notice.

## PACKING METHODS

- KD (Knock Down)
- One (1) chair per carton

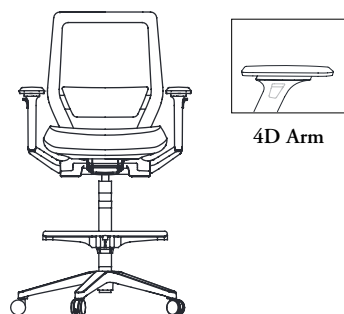
	CONTAINER VOLUME			CARTON DIMENSIONS			WEIGHT (KG)
	20GP	40GP	40HQ	inches H	inches W	inches D	N.W.
Mesh chair	137	285	380	28	26	16	22.77
Fabric chair without headrest	137	285	380	28	26	16	24.77





## K L N B G S A

### Seô – Synchro-Tilt Stool (Mesh Back)



#### FEATURES

- Standard pneumatic cylinder provides height adjustment of 100mm.
- Seat dept adjustment of 60mm and Lumbar height adjustment of 50mm.
- 4D Armrest height adjustment of 100mm.
- Back tilt can be locked in the upright position of left to free flow to defined angle ranges.
- Ebony base is available in plastic only.
- Hard and soft casters are available.
- Optional plastic arms with 4D (height, width, depth & pivot) adjustments that are easy to access)
- Options for Hard & Soft Casters finished in Ebony or Silver & Ebony finish.
- Hard Casters are standard and well suited for soft flooring such as carpeting.
- Soft Casters are available for use on hard flooring, such as wood, concrete or tile.

#### NOTES

Slotted Back Insert is translucent & Arm Pads defaulted as frame color selected.

Ebony Plastic Outer Frame Finish color defaulted to Ebony Plastic Arm & Seat Pan Finish.

Grey Plastic Outer Frame Finish color defaulted to Light Cold Grey Plastic Arm & Seat Pan Finish.

Hard casters (EN STD) only available in Ebony finish.

#### PRODUCT OPTIONS

Headrest	Arm Style	Upholstery Back Finish	Upholstery Seat Finish	Plastic Outer Frame Finish
<b>N</b> No Headrest	<b>P</b> 4D Width & Height- Adjustable T-Arms with Pivot Arm Cap <b>E</b> 4D Width & Height- Adjustable T-Arms with Pivot Arm Cap (EN Std)	<b>SP18</b> Black Mesh 4780-11 <b>SP19</b> Light Grey Mesh 4780-15 <b>SP21</b> Dark Grey Mesh 4780-16 <b>SP22</b> White Mesh 3319-30(R)	Fabric Leather	<b>8B</b> Ebony <b>9F</b> Gris

#### SAMPLE ORDER CODE

<b>KLNBGSA N</b>	<b>P</b>	<b>SP18</b>	<b>R101</b>	<b>8B</b>
------------------	----------	-------------	-------------	-----------

#### PRODUCT OPTIONS (CONTINUED)

Base Finish	Lumbar Support	Caster	Caster Finish	Assembly Style
<b>C9</b> Polished Aluminum <b>8B</b> Ebony	<b>Y</b> With Lumbar Support	<b>Y</b> Hard Casters <b>A</b> Soft Casters <b>H</b> Hard Casters (EN Std)	<b>1</b> Ebony	<b>N</b> Not Fully Assembled <b>F</b> Fully Assembled

#### SAMPLE ORDER CODE (CONTINUED)

<b>C9</b>	<b>Y</b>	<b>A</b>	<b>1</b>	<b>N</b>
-----------	----------	----------	----------	----------

Pricing is continued on the following page.

# K L N B G S A

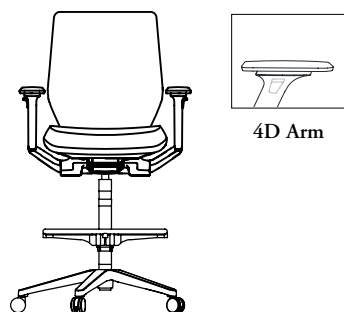
## Seño – Synchro-Tilt Stool (Mesh Back) (continued)

DESCRIPTION	PRICE										
	Grade AA	Grade 1	COM/ Grade 2	COL/ Grade 3	Grade 4	Grade 5	Grade 6	Grade 7	Grade 8	Grade 9	Leather LA/ Grade 10
4D Arms	1016	1058	1113	1140	1181	1207	1235	1279	1305	1347	1374
4D Arms (EN Std)	1016	1058	1113	1140	1181	1207	1235	1279	1305	1347	1374

If Ebony Frame, Polished Aluminum Base are specified add 83  
 If Gris Frame, Polished Aluminum Base are specified add 235  
 If Soft Casters, Ebony Finish are specified add 27

## K L N B G S U

### Seô – Synchro-Tilt Stool (Upholstered Back)



#### FEATURES

- Standard pneumatic cylinder provides height adjustment of 100mm.
- Seat dept adjustment of 60mm and Lumbar height adjustment of 50mm.
- 4D Armrest height adjustment of 100mm.
- Back tilt can be locked in the upright position of left to free flow to defined angle ranges.
- Ebony base is available in plastic only.
- Hard and soft casters are available.
- 4D (height, width, depth & pivot) adjustments that are easy to access).
- Options for Hard & Soft Casters finished in Ebony or Silver & Ebony finish.
- Hard Casters are standard and well suited for soft flooring such as carpeting.
- Soft Casters are available for use on hard flooring, such as wood, concrete or tile.

#### NOTES

Slotted Back Insert is translucent & Arm Pads defaulted as frame color selected.

Ebony Plastic Outer Frame Finish color defaulted to Ebony Plastic Arm & Seat Pan Finish.

Grey Plastic Outer Frame Finish color defaulted to Light Cold Grey Plastic Arm & Seat Pan Finish.

Headrest cannot be added later. Must be factory fitted.

Hard casters (EN STD) only available in Ebony finish.

Single Upholstered: The same fabric is applied to the seat and inside back.

Dual Upholstered: Two different fabrics are applied to the chair, one fabric to the seat and the other fabric to the inside back. First fabric listed will apply to the back and is the grade of fabric used to price the chair. A dual upholstery up charge applies.

#### PRODUCT OPTIONS

Headrest	Arm Style	Upholstery Style	Upholstery Back Finish	Upholstery Seat Finish
<b>N</b> No Headrest	<b>P</b> 4D Width & Height- Adjustable T-Arms with Pivot Arm Cap <b>E</b> 4D Width & Height- Adjustable T-Arms with Pivot Arm Cap (EN Std)	<b>S</b> Single Upholstery <b>D</b> Dual Upholstery	Fabric Leather	Fabric Leather

#### SAMPLE ORDER CODE

<b>KLNBSU N</b>	<b>P</b>	<b>D</b>	<b>R101</b>	<b>R101</b>
-----------------	----------	----------	-------------	-------------

#### PRODUCT OPTIONS (CONTINUED)

Plastic Outer Frame Finish	Base Finish	Casters	Casters Finish	Assembly Style
<b>8B</b> Ebony <b>9F</b> Gris	<b>8B</b> Ebony <b>C9</b> Polished Aluminum	<b>Y</b> Hard Casters <b>A</b> Soft Casters <b>H</b> Hard Casters (EN Std)	<b>1</b> Ebony	<b>N</b> Not Fully Assembled

#### SAMPLE ORDER CODE (CONTINUED)

<b>8B</b>	<b>C9</b>	<b>A</b>	<b>1</b>	<b>N</b>
-----------	-----------	----------	----------	----------

Pricing is continued on the following page.

# K L N B G S U

## Seço – Synchro-Tilt Stool

### (Upholstered Back) (continued)

DESCRIPTION	PRICE									
	Grade AA	Grade 1	COM/ Grade 2	COL/ Grade 3	Grade 4	Grade 5	Grade 6	Grade 7	Grade 8	Leather LA/ Grade 10
<b>SINGLE UPHOLSTERY (S)</b>										
4D Arms	1016	1113	1207	1279	1347	1402	1470	1538	1607	1731
4D Arms (EN Std)	1016	1113	1207	1279	1347	1402	1470	1538	1607	1731
If Dual Upholstery (D) is specified			add 243							
If Ebony Frame, Polished Aluminum Base are specified			add 83							
If Gris Frame, Polished Aluminum Base are specified			add 235							
If Soft Casters, Ebony Finish are specified			add 27							

visio chair overview

Visio elevates the affordable work chair. Simple and polished, Visio has a lighter scale and a slim, graceful profile with mesh back that molds to the body for essential support. A comfortable chair with refined details, Visio offers discreet ergonomics that suit the corporate or residential setting.


Visio Chair, Mesh Back (KLNTEU)



fabric finishes (grade 2 percept)



mesh & frame finishes



Note: Only applicable to chairs with “Fully Assembled (F)” selected.

statement of line



Viso Chair,  
Mesh Back  
(KLNTEU)

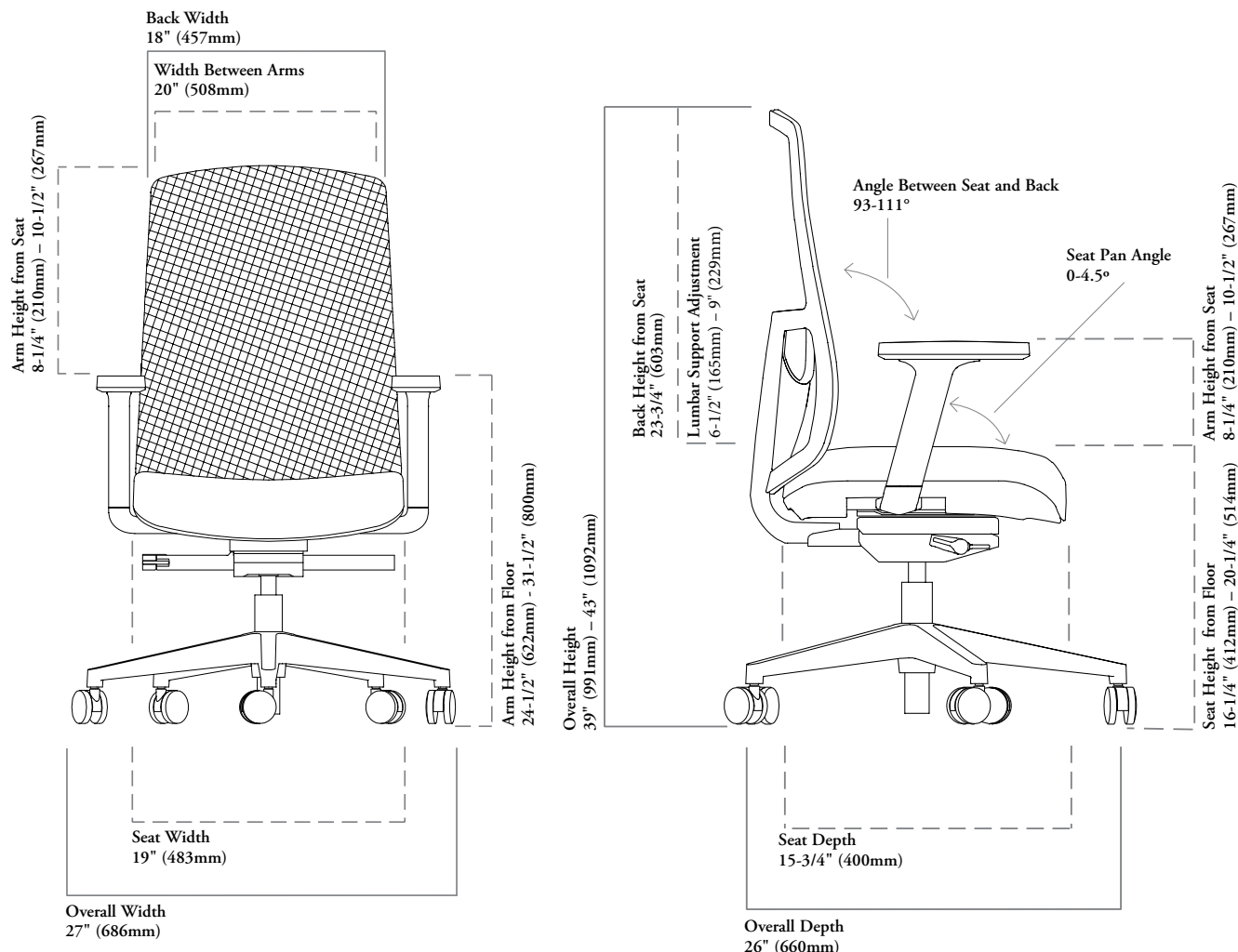
# visio chair dimensions & material requirements

## features

- Designed and tested for users up to 275 lbs (125kg)
- Meets ANSI/BIFMA requirement

## weight

Visio Chair, Mesh Back	31 lbs (14kg)
------------------------	---------------



## COM/COL material requirement

More yardage may be required depending upon the upholstery pattern, repeat, directionality and pattern matching. Leather yield varies from 60-80% and may be affected by the quality of the COL including location and quantity of blemishes, size and shape of hide. The size of the sewing pattern and the number of units ordered may also impact yield. Always round-up to the next hide.

### SINGLE UPHOLSTERED

	COM [yards]	COL [sq. ft]
Visio Chair, Mesh Back	1	6.00

KL NTEU  
Visio Chair, Mesh Back



Mesh Back

- FEATURES**
- Mesh back and fabric seat
  - Height- Adjustable Arms
  - Nylon base with 60mm soft casters
  - Weight-balanced synchronized mechanism with height adjustment, back tilt and tilt lock at 3 positions
  - Lumbar support height-adjustment of 2.5" (64mm)
  - Designed and tested for users up to 275 lbs (125kg)

**NOTES**  
Item can be ordered Fully Assembled or Not Fully Assembled.  
Grade 2 Percept Upholstery Finish is only available when Fully Assembled (F) is selected.

PRODUCT OPTIONS

Arm Style	Assembly Style	Mesh / Frame Finish	Upholstery Finish
H Height-Adjustable Arms	K Assembly Required	52 Ebony Coordinate	VC01 Visio Fabric Black
	F Fully Assembled	30 Grey Coordinate	VC02 Visio Fabric Grey
			P106 Schema
			P108 Intrinsic
			P110 Sublime
			P111 Context
			P112 Essence
			P117 Reason
			P119 Nebula
			P121 Ignite
			P123 Peak
			P124 Devotion

SAMPLE ORDER CODE

KLNTEU H	K	52	VC01
----------	---	----	------

DESCRIPTION	PRICE
Fully Assembled	876
Assembled Required	718
If Grey Coord Mesh/Frame, Standard Fabric is specified	add 39
If Ebony Coord Mesh/Frame, Gr.2 Fabric is specified (Fully Assembled Only)	add 59
If Grey Coord Mesh/Frame, Gr.2 Fabric is specified (Fully Assembled Only)	add 99





# teknion

[www.teknion.com](http://www.teknion.com)

CAN/US/INT 10-24  
©Teknion 2024

®, ™ trade marks of Teknion Corporation  
and/or its subsidiaries or licensed to it.  
Patents may be pending.

Some products may not be available in  
all markets. Contact your local Teknion  
Representative for availability.

OCT24-AIH-PG

# stacking chairs


- PRODUCT MAP .....57
- NAMI OVERVIEW .....58
  - NAMI DIMENSIONS .....59
  - NAMI PRODUCT LISTING .....60
- VOLUME OVERVIEW.....62
  - VOLUME DIMENSIONS & MATERIAL REQUIREMENTS.....63
  - VOLUME PRODUCT LISTING.....64



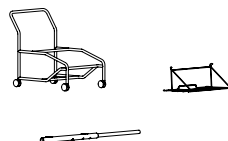
## product map

### Nami

Page 60 – 61




Nami – Stacking  
Guest Chair



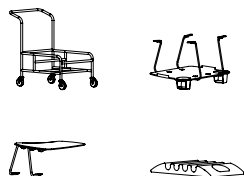
Nami – Chair  
Accessories

### Volume

Page 64 – 65



Volume – Stacking Chair

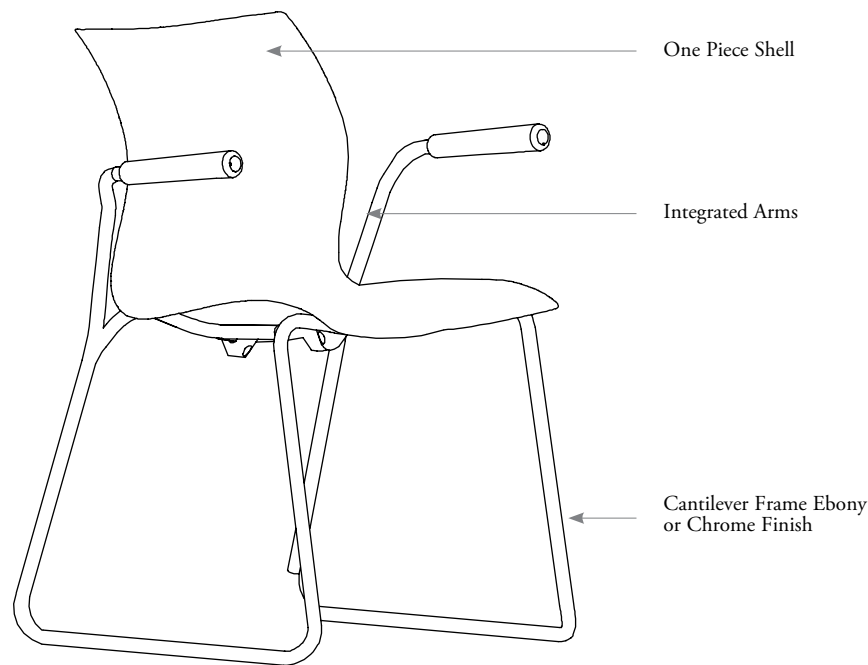


Volume – Chair  
Accessories


nami overview

Overview

! Nami chairs have been designed and tested for users weighing up to 250 lbs.



Statement of Line



Stacking Guest Chair  
Cantilever Frame –  
No Arms



Stacking Guest Chair  
Cantilever Frame –  
Integrated Arms



with Bookrack  
\* Ganging Device and  
Dolly also available

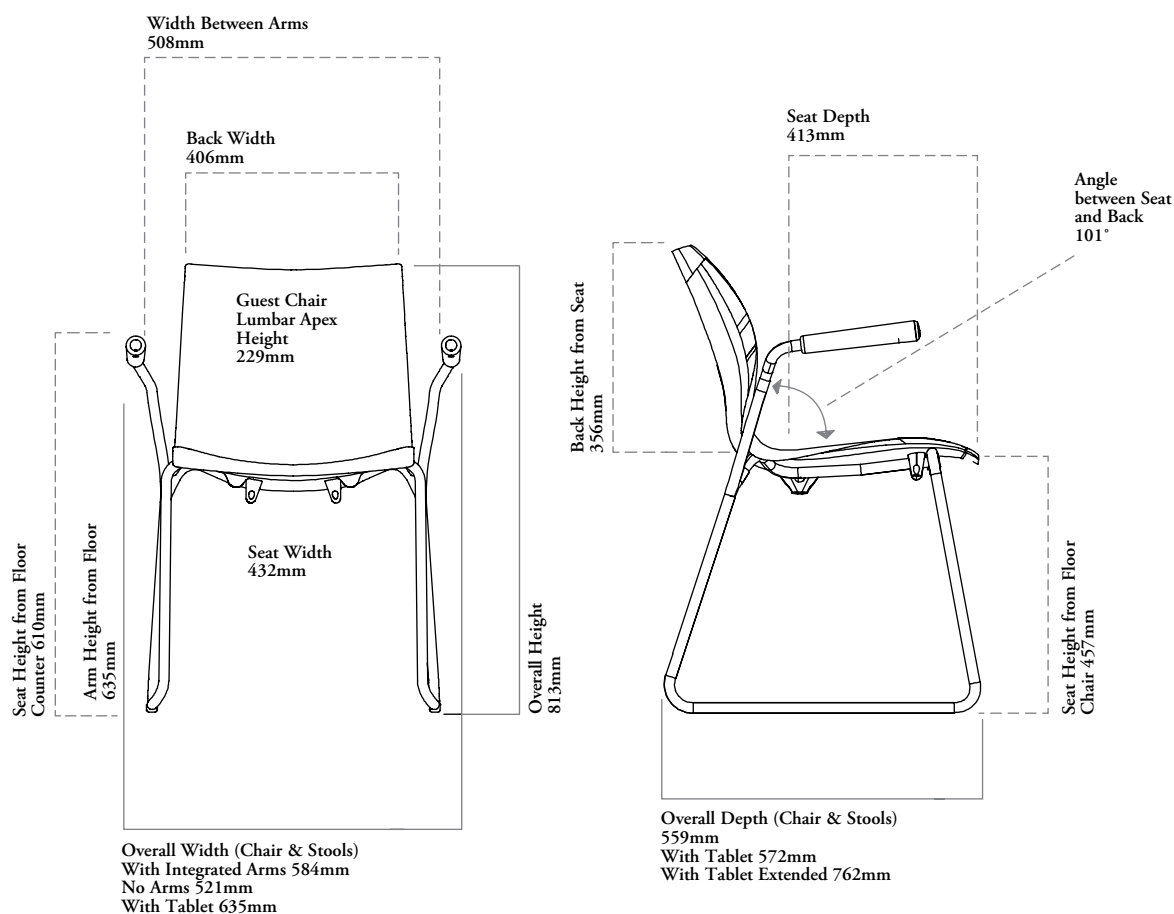


with Tablet  
\* Ganging Device and  
Dolly also available

# nami dimensions

## Dimensions

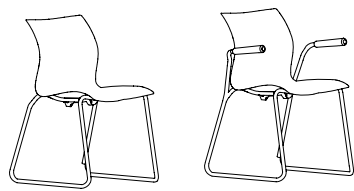
WEIGHT	
Bar Stool	20 lbs
Counter Stool	19 lbs
Chair	17 lbs



## Other Dimensions

- Dolly Dimensions – x 1016mm d x 1295mm h x 635mm w
- Dolly Dimensions with 20 stacked chairs – 1016mm d x 1879mm h x 635mm w
- Tablet Dimensions – 263mm d x 333mm w
- Bookrack Dimensions – 400mm d 254mm x 304mm w

KLNNAC  
Nami – Stacking Guest Chair



- FEATURES**
- Stacks 20 high on the dolly
  - Stacks 8 high on the floor
  - Ganging device can gang any combination of arm option (including tablet arm)
  - Multi-surface glides
- NOTES**
- When With Ganging (G) is selected, a ganging device is included to connect two chairs.

PRODUCT OPTIONS

Frame Style	Arm Style	Frame Finish	Shell Finish	Tablet Option (If Applicable)	Other Options
C Sled	N No Arms	C6 Chrome	7F Ebony 7P Lunar Grey 7A Fearless Red 7Y Storm White 7H Light Grey 7K Deep Ocean 8C Very White	N No Tablet (Shown)	N No Ganging G With Ganging

SAMPLE ORDER CODE

KLNNAC C	K	52	7F	N	G
----------	---	----	----	---	---

DESCRIPTION	PRICE
No Arms	618

If Ganging Device (G) is specified add 91



## FEATURES

- Ganging Device can gang any combination of arm option (including tablet arm)
- Hard casters are standard on the Dolly

## NOTES

The Ganging Device is used to attach two Nami Stacking Chairs (KLNNAC) that were not previously ordered with the Ganging option.

Bookrack must be field installed.

Dolly will hold 20 Nami Chairs (KLNNAC) without Tablet Arm.

# KLNN A

## Nami – Chair Accessories



Dolly



Bookrack



Ganging Device

## PRODUCT OPTIONS

Accessories	Bookrack Finish (If applicable)
<b>G</b> Ganging Device	<b>52</b> Ebony
<b>B</b> Bookrack	<b>C6</b> Chrome
<b>W</b> Dolly	

## SAMPLE ORDER CODE

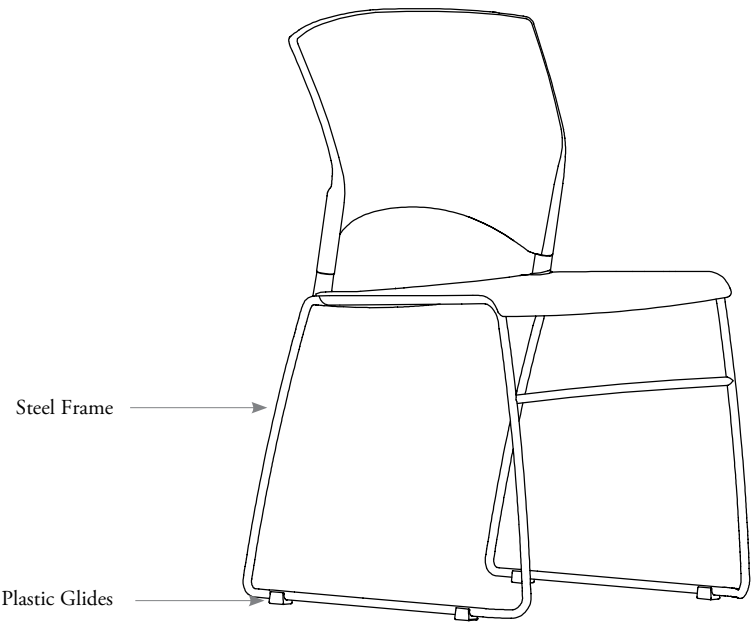
<b>KLNN A B</b>	<b>52</b>
-----------------	-----------

DESCRIPTION	PRICE
Ganging Device	90
Bookrack	129
Dolly	545

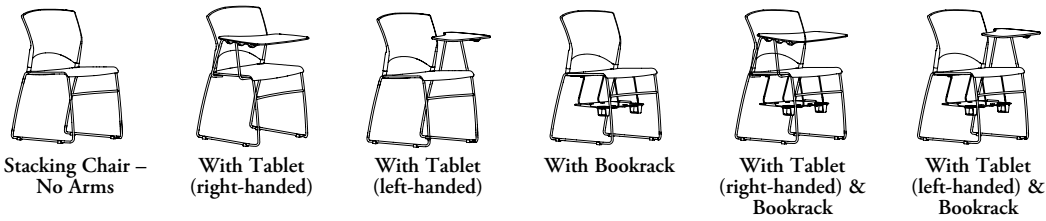
volume overview

Overview

! Volume chairs have been designed and tested for users weighing up to 250 lbs.



Statement of Line

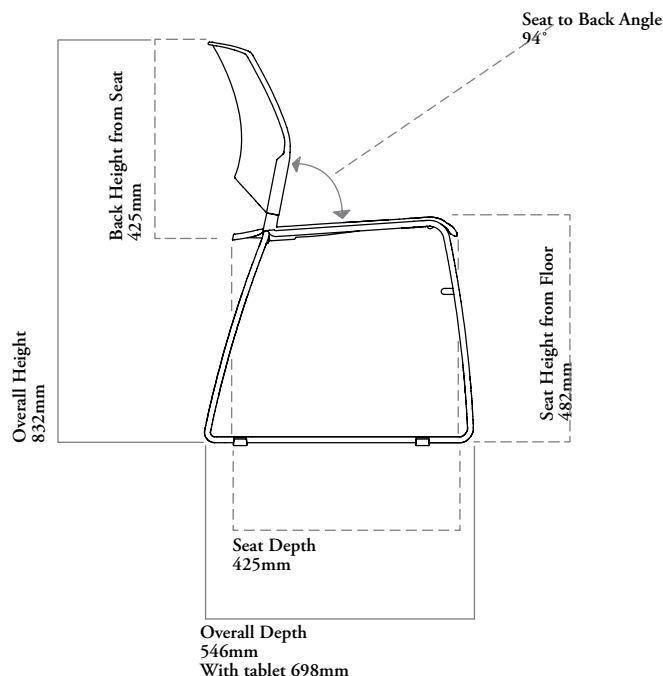
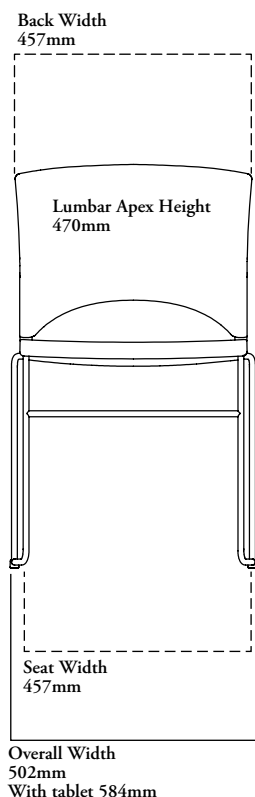


\* Ganging Device, Upholstered Seat and Dolly also available

# volume dimensions & material requirements

## Dimensions

WEIGHT	
Chair	15 lbs



## Other Dimensions

- Dolly Dimensions – 1016mm d x 635mm w x 889mm h
- Dolly Dimensions with 35 stacked plastic chairs or 25 stacked upholstered chairs – 1930mm h x 635mm w x 1066mm d
- Tablet Dimensions – 444mm d x 425mm w
- Bookrack Dimensions – 304mm w x 355mm l


## COM/COL Material Requirement

❗ More yardage may be required depending upon the pattern repeat and the matching required. Leather yield may be affected by the quality of the COL. However, variance in the size of the hides will not affect the yield.

### SEAT UPHOLSTERY

	COM [yards]	COL [sq. ft]
Medium	3/4	6 1/2

K L N H D S  
Volume – Stacking Chair



- FEATURES**
- Non upholstered chairs stack 35 high on the dolly and 10 high on the floor
  - Upholstered chairs stack 25 high on the dolly and 8 high on the floor
- NOTES**
- When Tablet Arm is specified, chair is no longer stackable.
- When Bookrack is specified, chair is no longer stackable.
- Tablet surface is finished in Ebony and frame is finished in Chrome.
- Bookrack is finished in Chrome frame with Ebony plastic shelf details.

PRODUCT OPTIONS

Arm Style	Upholstered/Seat Style	Back Finish	Seat Finish	Upholstery Finish (If applicable)	Frame Finish	Bookrack	Tablet Arm
N No Arms	U Upholstered	7F Ebony	7F Ebony	Fabric	C Chrome	N No Bookrack	N No Tablet Arm
	N Not Upholstered	7Y Storm White	7Y Storm White			B With Bookrack	R With Tablet Arm (right-handed)
		7E Espresso	7E Espresso				
		6H Medium Grey	6H Medium Grey				
		7K Deep Ocean	7K Deep Ocean				L With Tablet Arm (left-handed)

SAMPLE ORDER CODE

KLNHDS N	U	7F	7E	X720	C	B	R
----------	---	----	----	------	---	---	---

DESCRIPTION	PRICE										
	Grade 1	COM/ Grade 2	COL/ Grade 3	Grade 4	Grade 5	Grade 6	Grade 7	Grade 8	Grade 9	Grade 10	
Not Upholstered Seat	281	n/a	n/a	n/a	n/a	n/a	n/a	n/a	n/a	n/a	
Upholstered Seat	n/a	417	446	480	512	543	572	605	635	668	773

If Bookrack (B) is specified                      add 408

If Tablet Arm (R) or (L) is specified            add 218

## FEATURES

- Hard casters are standard on the Dolly

## NOTES

Bookrack and Tablet Arm must be field installed.

Dolly will hold 35 non upholstered Volume chairs (KLNHDS) without Tablet Arm or Bookrack.

Dolly will hold 25 upholstered Volume chairs (KLNHDS) without Tablet Arm or Bookrack.

Tablet surface is finished in Ebony and frame is finished in Chrome.

Bookrack is finished in Chrome frame with Ebony plastic shelf details.

Ganging Device ships in quantities of 10.

## K L N H D

## Volume – Chair Accessories



Dolly



Bookrack



Tablet  
(right or  
left-handed)



Ganging Device

## PRODUCT OPTIONS

### Accessories

**B** Bookrack

**G** Ganging Device

**R** Tablet (right-handed)

**L** Tablet (left-handed)

**W** Dolly

## SAMPLE ORDER CODE

### KLNHD G

DESCRIPTION	PRICE
Bookrack	128
Ganging Device (quantity: 10)	90
Tablet (right or left-handed)	218
Dolly	553

soft seating

# soft seating

PRODUCT MAP . . . . .	71
WHAT IS BANQS? . . . . .	73
BANQS PRODUCT OFFERING . . . . .	74
UNDERSTANDING BANQS SEATING. . . . .	76
BANQS DIMENSIONS . . . . .	79
SPECIFYING BANQS BENCHES AND SOFAS. . . . .	83
BANQS RECTANGULAR BENCH, NO BACK OVERVIEW. . . . .	84
DIMENSIONS & MATERIAL REQUIREMENTS . . . . .	85
BANQS RECTANGULAR BENCH, NO BACK SEATING CAPACITY & ELECTRICAL . . . . .	86
PRODUCT LISTING. . . . .	87
BANQS SINGLE-SIDED SOFA OVERVIEW . . . . .	88
DIMENSIONS & MATERIAL REQUIREMENTS. . . . .	89
BANQS SINGLE-SIDED SOFA SEATING CAPACITY & ELECTRICAL. . . . .	90
PRODUCT LISTING. . . . .	92
BANQS BACK-TO-BACK SOFA OVERVIEW . . . . .	96
DIMENSIONS & MATERIAL REQUIREMENTS. . . . .	97
BANQS BACK-TO-BACK SOFA SEATING CAPACITY & ELECTRICAL . . . . .	98
PLANNING WITH BANQS BACK-TO-BACK SOFAS. . . . .	99
PRODUCT LISTING. . . . .	100
SPECIFYING BANQS CORNER AND FULL ALCOVE SOFAS . . . . .	104
BANQS CORNER ALCOVE SOFA OVERVIEW . . . . .	105
DIMENSIONS & MATERIAL REQUIREMENTS. . . . .	106
BANQS CORNER ALCOVE SOFA SEATING CAPACITY & ELECTRICAL . . . . .	107
PRODUCT LISTING. . . . .	108
BANQS FULL ALCOVE SOFA OVERVIEW . . . . .	112
DIMENSIONS & MATERIAL REQUIREMENTS. . . . .	113
BANQS FULL ALCOVE SOFA SEATING CAPACITY & ELECTRICAL . . . . .	114
PRODUCT LISTING. . . . .	116
PLANNING WITH BANQS BENCHES, SOFAS & ALCOVES . . . . .	120
BANQS GANGING PLATE OVERVIEW . . . . .	123
PRODUCT LISTING. . . . .	124
FABRIC PATTERN AND SEAM GUIDELINES. . . . .	125

CONTINUED IN THE FOLLOWING PAGE





# soft seating (continued)


BANQS HIGH SPANNING SCREEN OVERVIEW . . . . .	128
DIMENSIONS & MATERIAL REQUIREMENTS . . . . .	129
PLANNING WITH BANQS HIGH SPANNING SCREEN . . . . .	130
PRODUCT LISTING . . . . .	131
BANQS DIGITAL SHARE WALL MOUNT INTEGRATION KIT OVERVIEW . . . . .	132
DIMENSIONS & MATERIAL REQUIREMENTS . . . . .	133
PRODUCT LISTING . . . . .	134
BANQS TABLE WITH FLAT BASE OVERVIEW . . . . .	136
DIMENSIONS & MATERIAL REQUIREMENTS . . . . .	137
PRODUCT LISTING . . . . .	138
BANQS TABLE WITH 4-PRONG BASE OVERVIEW . . . . .	140
PRODUCT LISTING . . . . .	141
PLANNING WITH BANQS TABLES . . . . .	142
BANQS TABLES EDGE TRIM STYLE OVERVIEW . . . . .	145
COLLABORATIVE OTTOMAN OVERVIEW . . . . .	148
SOFT SEATING PRODUCT LISTING . . . . .	149



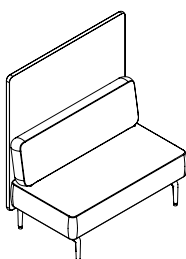
## product map

### Banqs

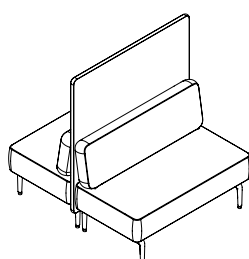
Pages 87



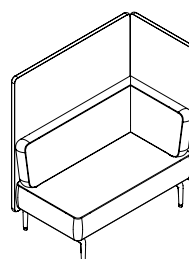
Bench



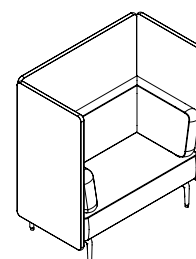
Single-Sided Sofa



Back-to-Back Sofas



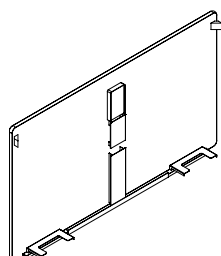
Corner Alcove Sofa



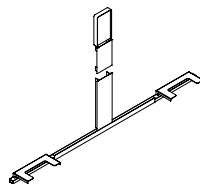
Full Alcove Sofa



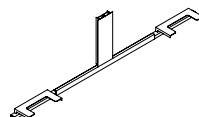
Ganging Plate



High Spanning Screen



Digital Share Wall Mount Integration Kit



Wire Management Kit for Table with Power Pill at Architectural Wall

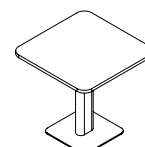


Table with Flat Base

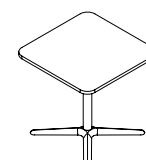
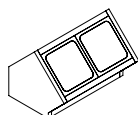


Table with 4-Prong Base




Netbox Smart 2-Gang

### Collaborative Ottoman

Page 149



Small Round Teknion dna Height Ottoman



Medium Round Teknion dna Height Ottoman



Small Round Lounge Height Ottoman



Medium Round Lounge Height Ottoman



# what is banqs?

**Banqs is a collection of sofas, screens, tables and accessories that create banquettes and linear booths for public and corporate customers. Banqs satisfies the need for hospitality and casual work solutions in freestanding spaces or along perimeter walls.**

## features

- A broad assortment of seating for multiple planning and application capabilities
- Three seat back heights for varied levels of privacy
- Freestanding and reconfigurable
- Minimal offering but with maximum planning capability including back to back, perimeter wall and open plan solutions.
- Optional power and A/V capability



## upholstered sofas and screens

A collection of straight rectilinear seating designed to go beyond the traditional requirements of lounge seating.

- Each unit can accommodate up to three people
- Based on a 24" (609mm) wide planning module for efficient planning in architectural spaces
- Available with no screen, low screen or high screen
- The 33" (838mm) and 55" (1397mm) heights provides back support and various levels of visual, acoustic and spatial privacy



## tables

Tables are designed to work with upholstered benches, sofas and screens.

- Available in two styles
  - Flat Base
  - 4-Prong Base
- Optional electrical components



## table accessories

Table accessories finish the details of a layout to create settings that cater to users functional needs and designers aesthetic visions.

- Options include:
  - Table light
  - Electrics
  - A/V integration

# banqs product offering

The following outlines the Banqs product offering.

banqs rectangular bench, no back



Banqs - Rectangular  
Bench, No Back, 2-Seat  
(KLNBAR2)



Banqs - Rectangular  
Bench, No Back, 3-Seat  
(KLNBAR3)

banqs single-sided sofa



Banqs - Single-Sided  
Sofa, Low Screen, 2-Seat  
(KLNBSL2)



Banqs - Single-Sided  
Sofa, Low Screen, 3- Seat  
(KLNBSL3)



Banqs - Single-Sided  
Sofa, High Screen, 2- Seat  
(KLNBSH2)



Banqs - Single-Sided  
Sofa, High High, 3- Seat  
(KLNBSH3)

banqs back-to-back sofa



Banqs - Back-to-Back  
Sofas, Low Screen 2-Seater  
(KLNABL2)



Banqs - Back-to-Back  
Sofas, Low Screen 3-Seater  
(KLNABL3)



Banqs - Back-to-Back  
Sofas, High Screen 2-Seater  
(KLNABH2)



Banqs - Back-to-Back  
Sofas, High Screen 3-Seater  
(KLNABH3)

banqs high spanning screen



Banqs High Spanning  
Screen (KLNBAZ)



banqs digital share wall mount integration kit



Banqs Digital Share Wall  
Mount Integration Kit  
(KLNBAZ)



Banqs Wire Management Kit  
for Table with Power Pill at  
Architectural Wall (KLNBAZ)

## banqs product offering (continued)

The following outlines the Banqs product offering.

### banqs corner alcove sofa (left handed shown from seated position)



Banqs – Corner Alcove  
Sofa, Low Screen 2-Seater  
(KLNBACL2)



Banqs – Corner Alcove  
Sofa, Low Screen 3-Seater  
(KLNBACL3)



Banqs – Corner Alcove  
Sofa, High Screen 2-Seater  
(KLNBAH2)



Banqs – Corner Alcove  
Sofa, High Screen 3-Seater  
(KLNBAH3)

### banqs full alcove sofa



Banqs – Full Alcove  
Sofa, Low Screen Small  
(KLNBAFLS)



Banqs – Full Alcove  
Sofa, Low Screen Medium  
(KLNBAFLM)



Banqs – Full Alcove  
Sofa, High Screen Small  
(KLNBAFHS)



Banqs – Full Alcove  
Sofa, High Back Medium  
(NBAFHM)

### banqs table with flat base



Banqs Table with Flat  
Base (KLNBAT)

### banqs table with 4-prong base



Banqs Table with  
4-Prong Base (KLNBAU)

## understanding banqs seating

Unlimited configurations can be created with Banqs Seating that address the needs of today's work behaviors and planning scenarios. Banqs creates spaces for social to working to meeting.

- One layout can serve different purposes for different users
- The need and the context within the space will help to define the appropriate solution




### 1 social 400 sq. ft. (37 sq. m.) or more

- Medium to large sized cafeterias with open socializing spaces
- Traditional eat/drink destinations
- High and low screen applications for various levels of privacy
- Mixed table and chair settings to create different destinations for different sized groups
- Power where needed



### 2 social to working 200 – 300 sq. ft. (18 – 29 sq. m.)

- Medium sized areas that blend lounge and work postures
- A combination of high, low and no screen applications
- Power and A/V where required
- Often planned with millwork integration



### 3 working to meeting 100 – 150 sq. ft. (9 – 14 sq. m.)

- Small to medium touchdown work and meeting spaces
- High screens to provide privacy and noise reduction
- Used in the open plan or on perimeter walls
- Power and A/V where required




## understanding banqs seating (continued)

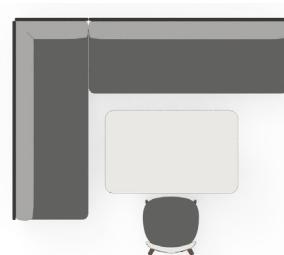
Banqs can be planned in three styles:

- linear
- l-shaped
- u-shaped

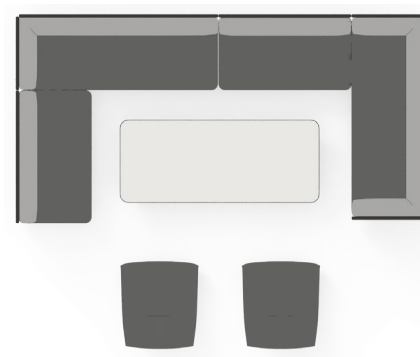
### Linear Planning



### L-Shaped Planning



### U-Shaped Planning



Various levels of privacy can be achieved by mixing sofas and benches:



No-back for an open look and dual sided access



Low screen when directionality is required but low site lines are important



High screen when additional privacy and separation are required

For more contemporary applications, combine both low and high screen sofas in the same layout:



## understanding banqs seating (continued)

- 1 social
- 2 social to working
- 3 working to meeting



**1a Social**  
• L-Shaped Planning



**1b Social**  
• L-Shaped and Linear Planning



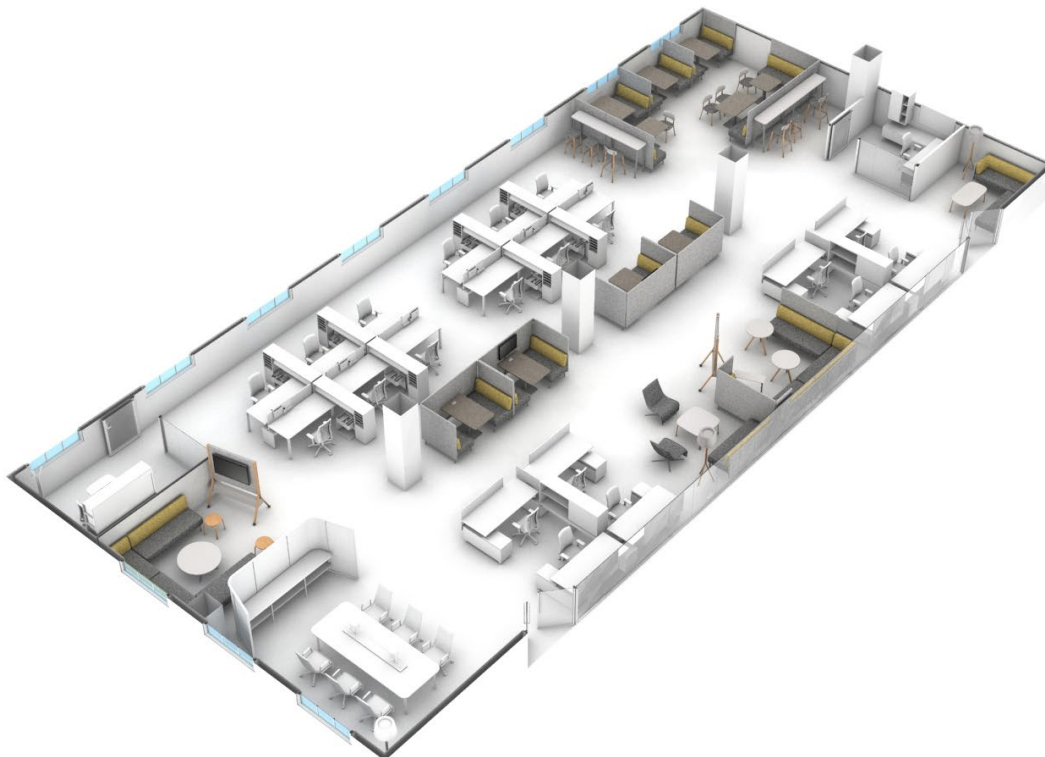
**2a Social to working**  
• L-Shaped and U-Shaped Planning



**2b Social to working**  
• U-Shaped Planning



**3 Working to meeting**  
• Linear Planning

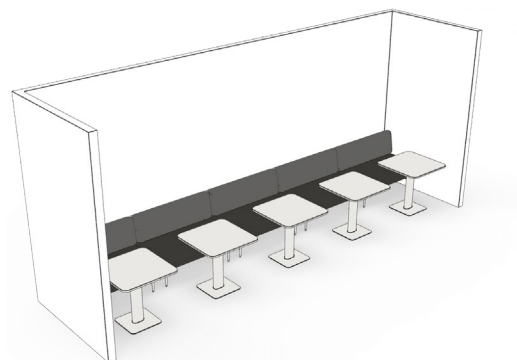
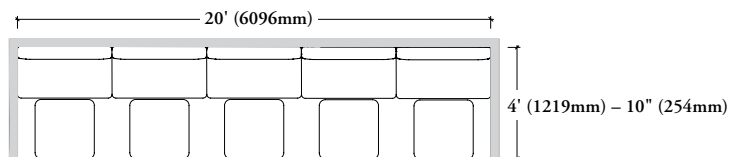


# banqs dimensions

The following outlines the dimensions of Banqs configurations.

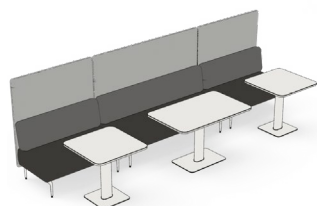
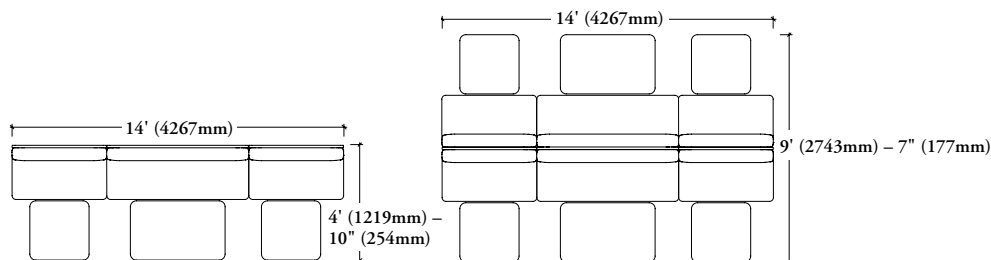
## Linear: Planning

### Perimeter Planning

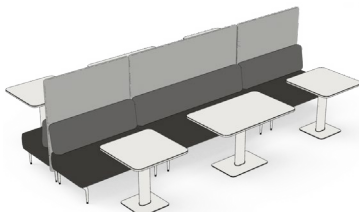


- Single sided sofas
- Low screens
- Wrapped in architectural walls

### Open Planning



- Single sided planning
- Single sided sofas
- High screen

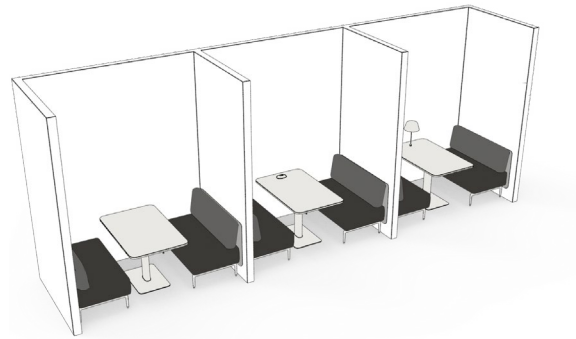
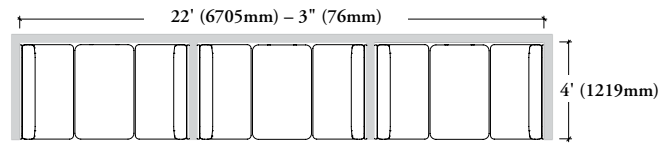


- Double sided planning
- Back to back sofas
- High screens

# banqs dimensions (continued)

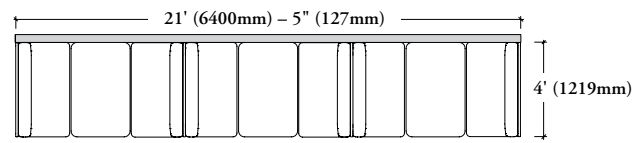
## diner planning

### Diner Planning

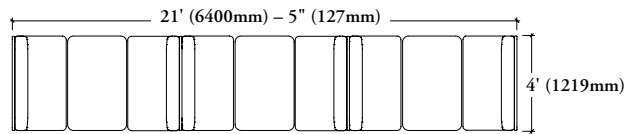


Banqs Single-Sided Sofas, Low Screens, wrapped in architectural walls

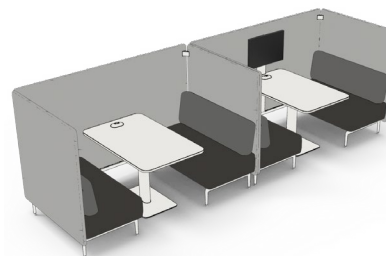
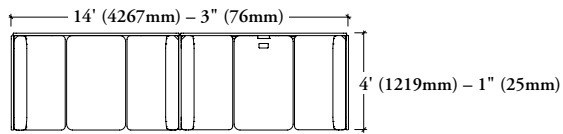
### Open Planning




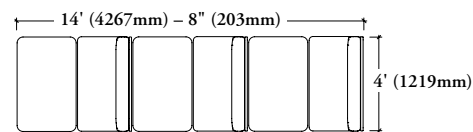
Banqs Back-to-Back Sofas, High Screens and Banqs Single-Sided Sofas, High Screens against architectural wall



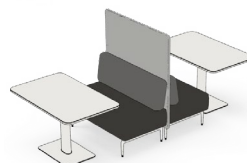
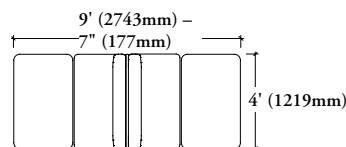
Open Planning with Banqs Back-to-Back Sofas, High Screens and Banqs Single-Sided Sofas, High Screens



Banqs Back-to-Back Sofas, High Screens and Banqs Single-Sided Sofa, High Screen with High Spanning Screen



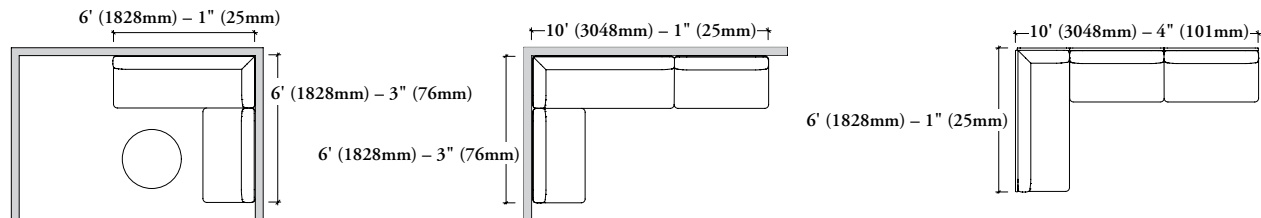
Open planning with Banqs Single-Sided Sofas, High Screens




Banqs Back-to-Back Sofas, High Screens

## banqs dimensions (continued)

### L-Shaped Planning



Banqs Single-Sided Sofas, Low Screens, and Banqs Corner Alcove Sofas, Low Screen wrapped in architectural walls

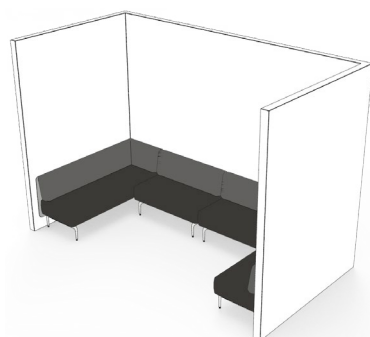
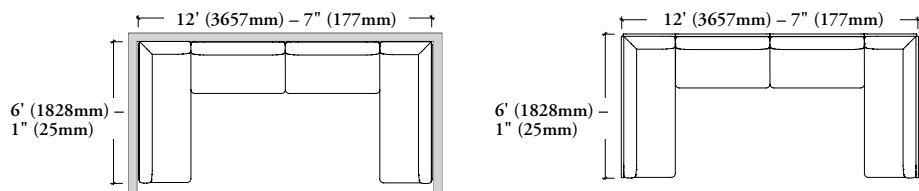


Banqs Single-Sided Sofas, Low Screens, and Banqs Corner Alcove Sofas, Low Screen wrapped in architectural walls




Banqs Single-Sided Sofas, High Screens and Banqs Corner Alcove Sofas, High Screens

### U-Shaped Planning



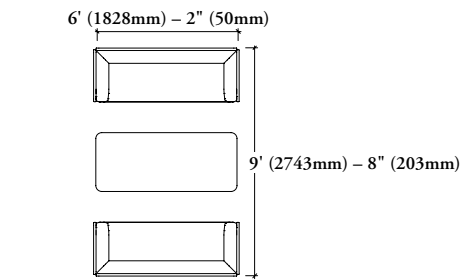
Banqs Single-Sided Sofas, Low Screens, and Banqs Corner Alcove Sofas, Low Screen wrapped in architectural walls



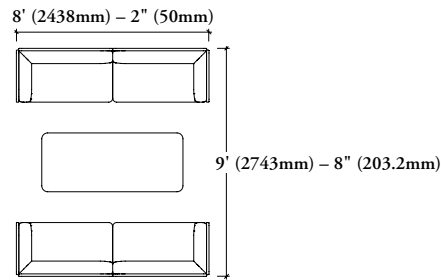
Banqs Single-Sided Sofas, High Screens and Banqs Corner Alcove Sofas, High Screens

banqs dimensions (continued)

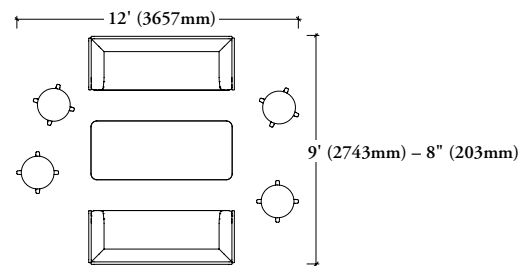
Linear: Alcove



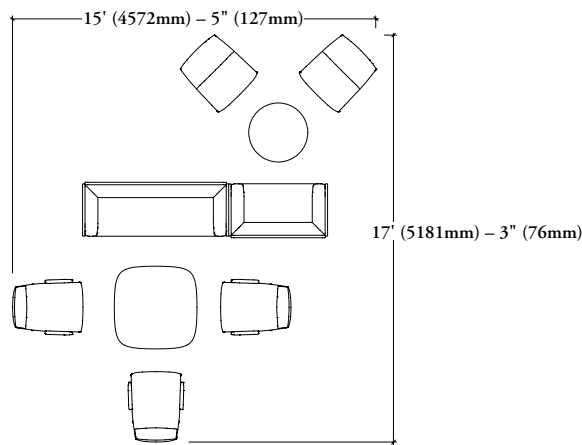
Banqs Full Alcove Sofas, High Screen, Medium with Zones Rectangular Lounge Workshop Table



Banqs Corner Alcove Sofas, High Screen, 2-Seat with Zones Rectangular Lounge Workshop Table



Banqs Full Alcove Sofas, Low Screen, Medium with Zones Rectangular Lounge Workshop Table and Zones Stacking Low Backless Stools



Banqs Full Alcove Sofa, High Screen, Medium with Banqs Full Alcove Sofa, High Screen, Small with Zones Low Soft Square Tea Table and Zones Solo Lounge Chairs

Tables and Seating are available from Zones: *Work Tables and Seating Programs*.  
For more information, please see the *Applications Guidelines* section.

## specifying banqs benches and sofas

**Banqs benches and sofas are available as two and three seaters, with no back, low screen or high screen options. The following outlines the features of each.**

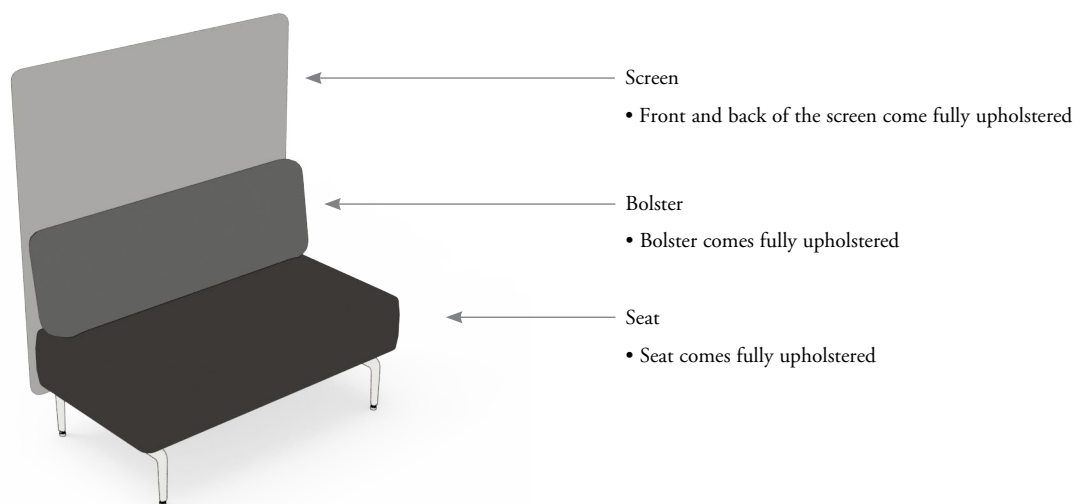
Banqs sofas are specified by selecting:

- 1 - Seat fabric
- 2 - Bolster fabric
- 3 - Screen fabric

The sofas can be specified:

- Single upholstery (the entire sofa is one fabric or colorway)
- Triple upholstery (each part is specified in a different fabric colorway)

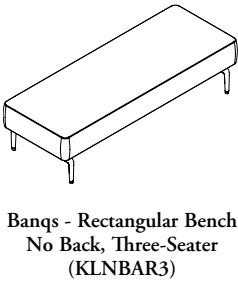
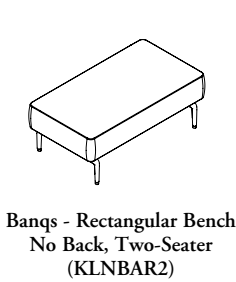
All Teknion upholstery grade fabrics including all Luum fabrics and leather can be used on Banqs seating.



# banqs rectangular bench, no back overview

The Banqs Rectangular Bench, No Back is available as a Two Seater or Three Seater. The 18" (457mm) height is ideal for providing multi-directional seating with open sight lines.

KLNBAR2/KLNBAR3



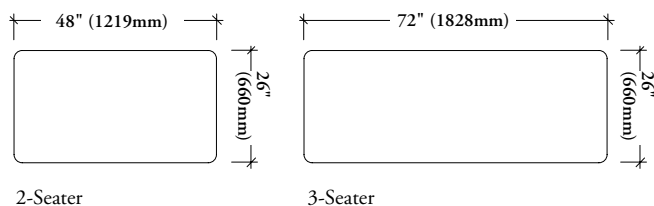


# banqs rectangular bench, no back dimensions & material requirements

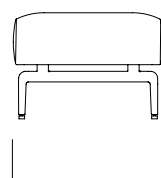
- For conversion to Metric, multiply dimension by 25.4
- Banqs rectangular benches with no back have been designed and tested for users weighing up to 300 lbs (136kg).
- Dimensions are per BIFMA CMD standards
- Banqs Seating is proportioned to accommodate the growing needs of the North American market and tested to ANSI/BIFMA standards

WEIGHT	
Bench, No Back, Two Seater	61 lbs (27kg)
Bench, No Back, Three Seater	84 lbs (38kg)

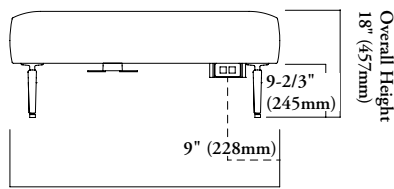
## Banqs Rectangular Bench - No back



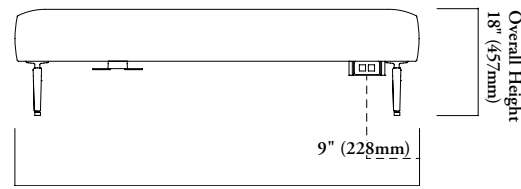
## rectangular bench, no back, two and three seater



Overall Depth  
26" (660mm)



Overall Width  
48" (1219mm)



Overall Width  
72" (1828mm)

Banqs is available with electrical modules mounted below the seat. The centerline of the module is always 9" (228mm) from the outside edge of the bench and can be specified left or right.

## COM/COL Material Requirement

More yardage may be required depending upon the upholstery pattern, repeat, directionality and pattern matching. Leather yield varies from 60-80% and may be affected by the quality of the COL including location and quantity of blemishes, size and shape of hide. The size of the sewing pattern and the number of units ordered may also impact yield. Always round-up to the next hide.

	COM [yards]	COL [sq. ft]
Bench, No Back, Two Seater	2-1/4	38
Bench, No Back, Three Seater	3-1/2	60

# banqs rectangular bench, no back


## seating capacity & electrical

### seating capacity


The following is the recommended maximum seating capacity for each Banqs Bench. Banqs allows 24" (609mm) for each person.

The weight capacity of each bench is based on a maximum of 300 lbs (136kg) per person (for example a three-seater is rated for three individuals each weighing no more than 300 lbs (136kg))

#### Banqs Rectangular Bench - No Back



Two Seater



Three Seater

### electrical capabilities

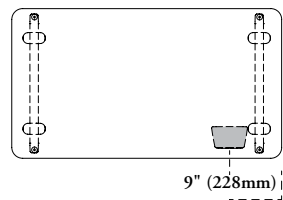
Banqs seating can be specified with or without an electrical option mounted below the seat. Each single module includes one simplex and two USB ports and a 10' (3048mm) cord.

Electrical options are also available for the Banqs Table with Flat Base (KLNBAT).




- The following locations are available on Banqs benches:
- Justified beside the leg on left or right (from seated position) for all modules
  - One side (from seated position) for back-to-back only
  - One power module for single-sided configurations
  - Two power modules for double-side configurations

When electrical modules are specified, the sofa comes with one cable manager and mounted beneath the sofa



48" (1219mm) wide bench with no back and electric module (left from seated position shown)



72" (1828mm) wide bench with no back and electric module (left from seated position shown)

## FEATURES

Option of 2-Seater (48" (1219mm)W) or 3-Seater (72" (1828mm)W).

18" (457mm)H seat and no backrest.

Multi-use, non-marking Glides (no casters). Painted finish on cast metal leg.

Ships assembled.

## NOTES

Single Upholstery is available. Upholstery is applied Off-the-Bolt.

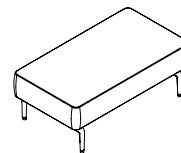
Ganging Plates must be ordered separately for linear applications.

Legs are mounted on center line of depth so that the Bench can be used unhandled in open plan.

Electrical module to be ordered separately.

## K L N B A R

### Banqs Rectangular Bench, No Back



## PRODUCT OPTIONS

Size	Electrical Option	Upholstery Style	Seat Upholstery Finish	Paint Finish
2 Two-Seater (shown)	N No Electrical Module	S Single Upholstery	Fabric	Foundation
3 Three-Seater			Leather	Mica Accent

## SAMPLE ORDER CODE

<b>KLNBAR 2</b>	<b>N</b>	<b>S</b>	<b>B160</b>	<b>24</b>
-----------------	----------	----------	-------------	-----------

## DESCRIPTION

## PRICE

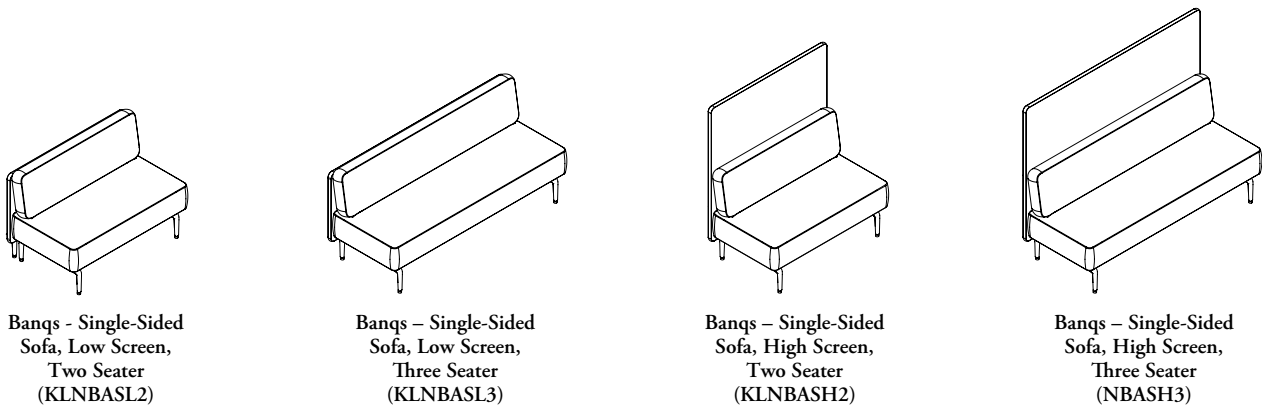
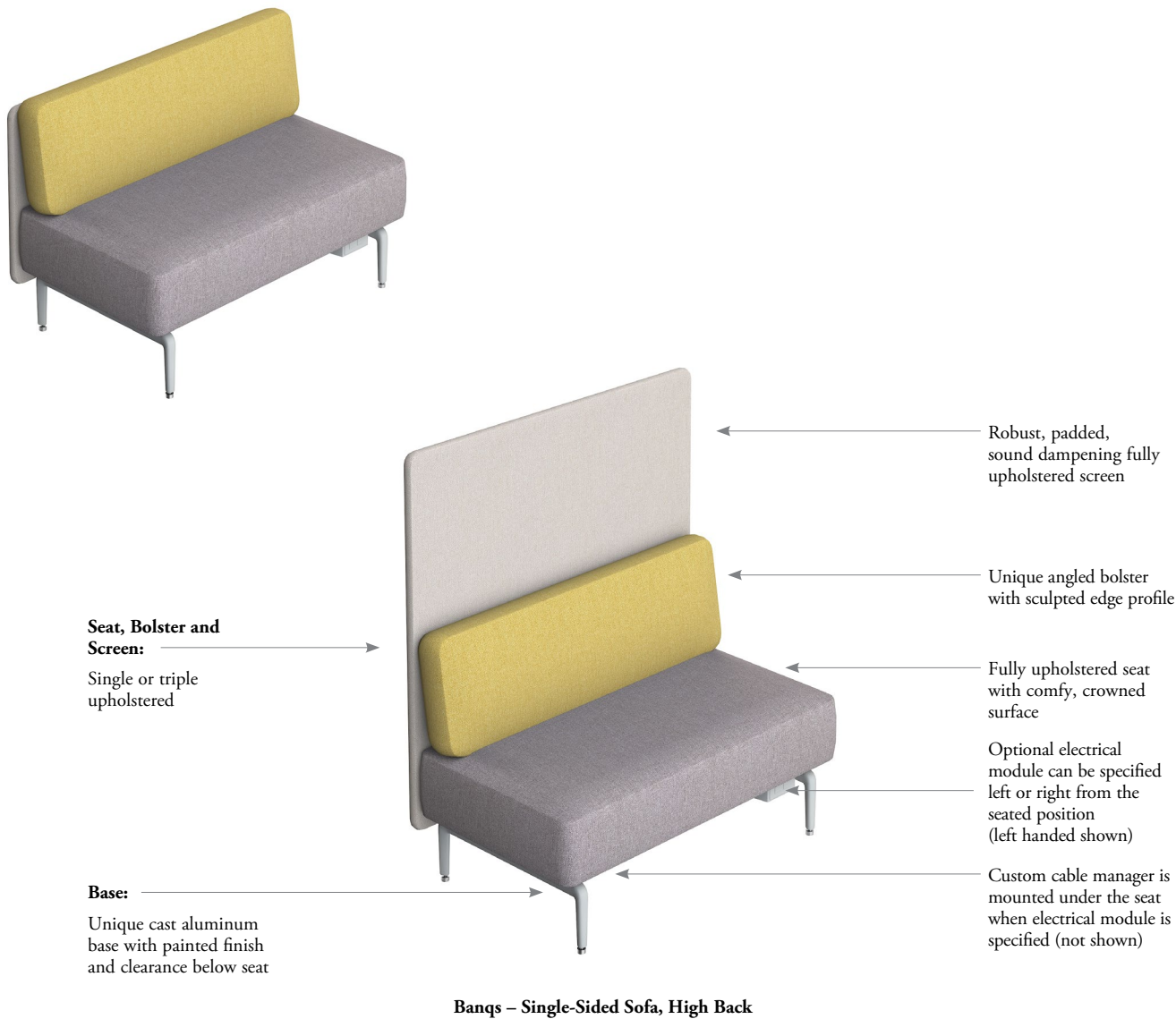
	Grade 1	COM/ Grade 2	COL/ Grade 3	Grade 4	Grade 5	Grade 6	Grade 7	Grade 8	Grade 9	Grade 10
2-Seat Sofa	3443	3578	3706	3797	3872	3946	4037	4128	4218	4317
3-Seat Sofa	4268	4473	4665	4801	4914	5025	5162	5297	5434	5582
	<b>Leather LA</b>									
2-Seat Sofa	4822									
3-Seat Sofa	6338									

If Mica/Accent Paint Finish is specified add 53

# banqs single-sided sofa overview

Banqs Single-Sided Sofas with low or high screens provide options for visual, acoustic and spatial privacy and are available with low and high screens.

KLNBAS

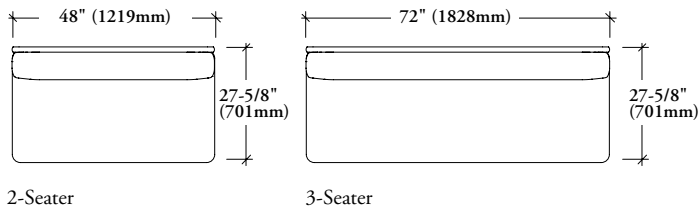


# banqs single-sided sofa dimensions & material requirements

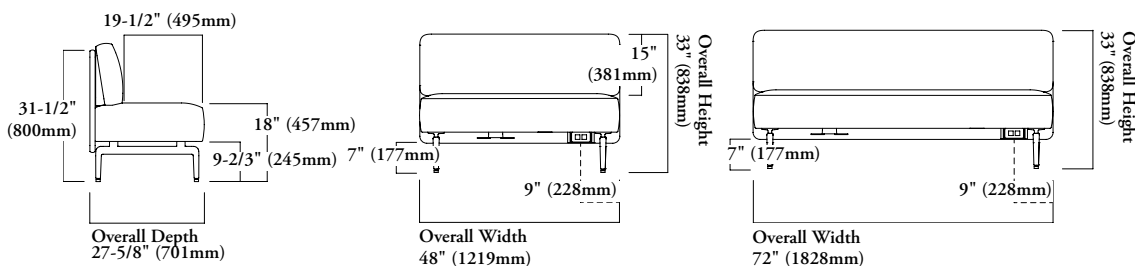
- For conversion to Metric, multiply dimension by 25.4
- Banqs single-sided sofas have been designed and tested for users weighing up to 300 lbs (136kg).
- Dimensions are per BIFMA CMD standards
- Banqs Seating is proportioned to accommodate the growing needs of the North American market and tested to ANSI/BIFMA standards

WEIGHT	
Single-Sided Sofa, Low Screen, Two Seater	106 lbs (48kg)
Single-Sided Sofa, Low Screen, Three Seater	152 lbs (68kg)
Single-Sided Sofa, High Screen, Two Seater	131 lbs (59kg)
Single-Sided Sofa, High Screen, Three Seater	189 lbs (85kg)

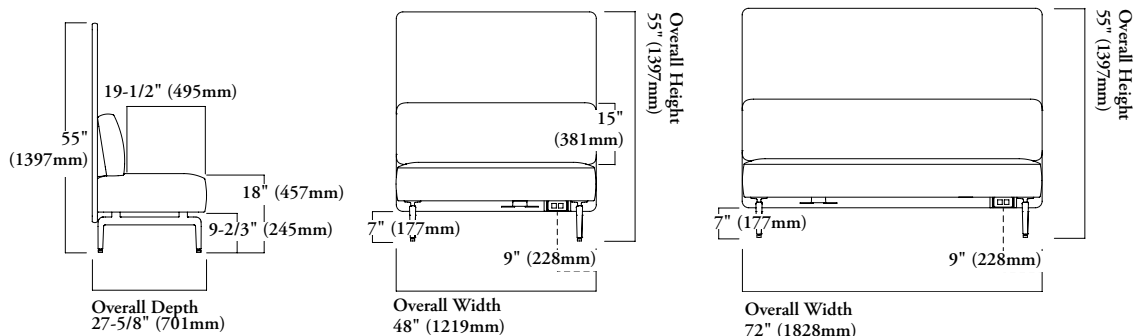
## Banqs Single-Sided Sofa



### single-sided sofa, low screen, two and three seater



### single-sided sofa, high screen, two and three seater



Banqs is available with electrical modules mounted below the seat. The centerline of the module is always 9" (228mm) from the outside edge of the bench and can be specified left or right.

## COM/COL Material Requirement

More yardage may be required depending upon the upholstery pattern, repeat, directionality and pattern matching. Leather yield varies from 60-80% and may be affected by the quality of the COL including location and quantity of blemishes, size and shape of hide. The size of the sewing pattern and the number of units ordered may also impact yield. Always round-up to the next hide.

	SINGLE UPHOLSTERY		TRIPLE UPHOLSTERY - SEAT		TRIPLE UPHOLSTERY - BOLSTER		TRIPLE UPHOLSTERY - SCREEN	
	COM [yards]	COL [sq. ft]	COM [yards]	COL [sq. ft]	COM [yards]	COL [sq. ft]	COM [yards]	COL [sq. ft]
Low Screen, 2-Seater	5-1/2	93	2-1/4	38	1-1/2	26	1-3/4	30
Low Screen, 3-Seater	8-3/4	148	3-1/5	60	2	34	3-1/4	55
High Screen, 2-Seater	6-3/4	114	2-1/4	38	1-1/2	26	3	51
High Screen, 3-Seater	11-1/4	190	3-1/2	60	2	34	5-3/4	98

# banqs single-sided sofa

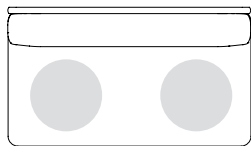
## seating capacity & electrical

### seating capacity

The following is the recommended maximum seating capacity for each Banqs Single-Sided Sofas. Banqs allows 24" (609mm) for each person.

The weight capacity of each bench is based on a maximum of 300 lbs (136kg) per person (for example a three-seater is rated for three individuals each weighing no more than 300 lbs (136kg))

#### Banqs Single-Sided Sofa



Two Seater



Three Seater

### electrical capabilities

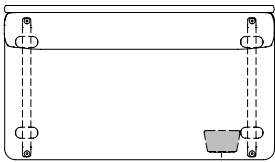
Banqs seating can be specified with or without an electrical option mounted below the seat. Each single module includes one simplex and two USB ports.

Electrical options are also available for the Banqs Table with Flat Base (KLNBAT)




- The following locations are available on Banqs Single-Sided Sofas:
- Justified beside the leg on left or right (from seated position) for all modules
  - One side (from seated position) for back-to-back only
  - One power module for single-sided configurations
  - Two power modules for double-side configurations

When electrical modules are specified, the sofa comes with one cable manager and mounted beneath the sofa.



9" (228mm)

48" (1219mm) wide single-sided sofa and electric module (left from seated position shown)



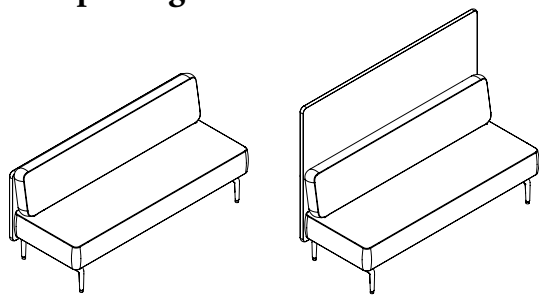
9" (228mm)

72" (1828mm) wide single-sided sofa and electric module (left from seated position shown)



K L N B A S

Banqs Single-Sided Sofa



**FEATURES**  
Option of 2-Seater (48" (1219mm)W) or 3-Seater (72" (1828mm)W). 18" (457mm)H seat and bolster backrest is 33" (838mm)H from floor. 55" (1397mm)H screen provides more visual, acoustic and spatial privacy than the 31-½" (800mm)H screen. Multi-use, non-marking Glides (no casters). Painted finish on cast metal leg. Ships assembled. Includes threaded inserts to connect with perpendicular Spanning Screen Kit.

**NOTES**  
Single or Triple Upholstery is available. Single or Triple Upholstery is available allowing individual specification of the Seat, Bolster (backrest) & the Screen. The same upholstery finish is applied on both sides of the Screen as a standard. Upholstery is applied Off-the-Bolt. Ganging Plates must be ordered separately for linear applications. Electrical module to be ordered separately.

PRODUCT OPTIONS

Screen Height	Size	Electrical Option	Upholstery Style
L Low (Shown) H High	2 Two-Seater (Shown) 3 Three-Seater	N No Electrical Module	S Single Upholstery T Triple Upholstery

SAMPLE ORDER CODE

KLNBAS L	2	N	T
----------	---	---	---

PRODUCT OPTIONS (CONTINUED)

Seat Upholstery Finish	Bolster Upholstery Finish	Screen Upholstery Finish	Paint Finish
Fabric Leather	Fabric Leather	Fabric Leather	Foundation Mica Accent

SAMPLE ORDER CODE (CONTINUED)

B160	B160	B160	24
------	------	------	----

See pricing on the following page.



# K L N B A S

## Banqs Single-Sided Sofa

(Continued)

### DESCRIPTION PRICE

#### SINGLE UPHOLSTERY (S)

	Grade 1	COM/ Grade 2	COL/ Grade 3	Grade 4	Grade 5	Grade 6	Grade 7	Grade 8	Grade 9	Grade 10
Low Screen, 2-Seat Sofa	5163	5505	5824	6053	6238	6424	6650	6878	7105	7352
Low Screen, 3-Seat Sofa	6952	7588	8187	8609	8957	9303	9727	10152	10576	11038
High Screen, 2-Seat Sofa	5370	5755	6119	6375	6586	6797	7057	7314	7569	7852
High Screen, 3-Seat Sofa	7226	7978	8684	9183	9591	10001	10500	11000	11500	12045
Leather LA										
Low Screen, 2-Seat Sofa	8612									
Low Screen, 3-Seat Sofa	13391									
High Screen, 2-Seat Sofa	9278									
High Screen, 3-Seat Sofa	14815									

#### TRIPLE UPHOLSTERY (T)

##### BASE PRICE - SEAT UPHOLSTERY (The seat, bolster and screen prices must be added together for a complete price)

	Grade 1	COM/ Grade 2	COL/ Grade 3	Grade 4	Grade 5	Grade 6	Grade 7	Grade 8	Grade 9	Grade 10
Low Screen, 2-Seat Sofa	5250	5385	5513	5604	5680	5753	5844	5935	6026	6124
Low Screen, 3-Seat Sofa	7038	7245	7436	7572	7684	7797	7932	8069	8204	8354
High Screen, 2-Seat Sofa	5455	5592	5720	5812	5884	5960	6051	6142	6234	6331
High Screen, 3-Seat Sofa	7315	7519	7712	7849	7960	8072	8208	8345	8480	8630
Leather LA										
Low Screen, 2-Seat Sofa	6630									
Low Screen, 3-Seat Sofa	9110									
High Screen, 2-Seat Sofa	6834									
High Screen, 3-Seat Sofa	9385									

##### BOLSTER UPHOLSTERY (The seat, bolster and screen prices must be added together for a complete price)

	Grade 1	COM/ Grade 2	COL/ Grade 3	Grade 4	Grade 5	Grade 6	Grade 7	Grade 8	Grade 9	Grade 10
2-Seat Sofa Bolster	87	179	264	324	372	423	483	544	605	670
3-Seat Sofa Bolster	128	269	438	559	661	760	880	1002	1123	1255
Leather LA										
2-Seat Sofa Bolster	1007									
3-Seat Sofa Bolster	1926									

K L N B A S  
Banqs Single-Sided Sofa  
(Continued)

TRIPLE UPHOLSTERY (T) (continued)										
	SCREEN UPHOLSTERY (The seat, bolster and screen prices must be added together for a complete price)									
	Grade 1	COM/ Grade 2	COL/ Grade 3	Grade 4	Grade 5	Grade 6	Grade 7	Grade 8	Grade 9	Grade 10
Low Screen, 2-Seat Sofa	203	309	385	447	509	583	661	736	819	817
Low Screen, 3-Seat Sofa	338	574	739	876	1011	1180	1346	1510	1693	1689
High Screen, 2-Seat Sofa	246	397	502	588	676	783	888	993	1109	1107
High Screen, 3-Seat Sofa	451	792	1034	1232	1431	1674	1916	2159	2421	2416
	Leather LA									
Low Screen, 2-Seat Sofa	1236									
Low Screen, 3-Seat Sofa	2618									
High Screen, 2-Seat Sofa	1696									
High Screen, 3-Seat Sofa	3765									

If Mica/Accent Paint Finish is specified add 53



## banqs back-to-back sofa overview

Banqs back-to-back sofa with low or high screen provide options for visual, acoustic and spatial privacy are available as a Two Seater or Three Seater.

### KLNBAB



**Seat, Bolster and Screen:**

Single or triple upholstered

**Base:**

Unique cast aluminum base with painted finish and clearance below seat

Robust, padded, sound dampening fully upholstered screen

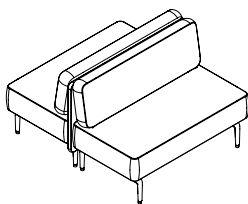
Unique angled bolster with sculpted edge profile

Fully upholstered seat with comfy, crowned surface

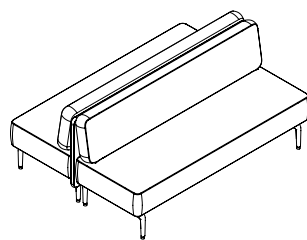
Optional electrical module can be specified left or right from the seated position (left handed shown)

Custom cable manager is mounted under the seat when electrical module is specified (not shown)

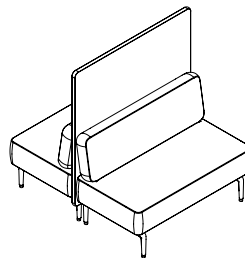
**Banqs – Back-to-Back Sofa, High Back**



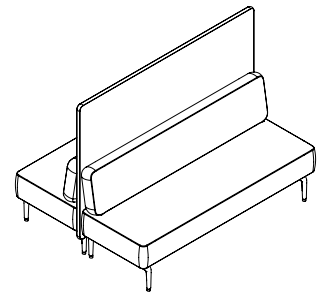
Banqs – Back-to-Back Sofas, Low Screen 2-Seater (KLNBABL2)



Banqs – Back-to-Back Sofas, Low Screen 3-Seater (KLNBABL3)



Banqs – Back-to-Back Sofas, High Screen 2-Seater (KLNBABH2)



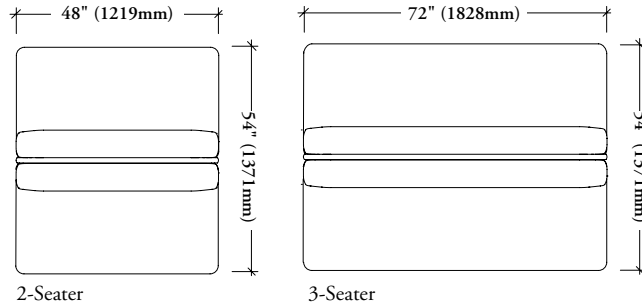
Banqs – Back-to-Back Sofas, High Screen 3-Seater (KLNBABH3)

# banqs back-to-back sofa dimensions & material requirements

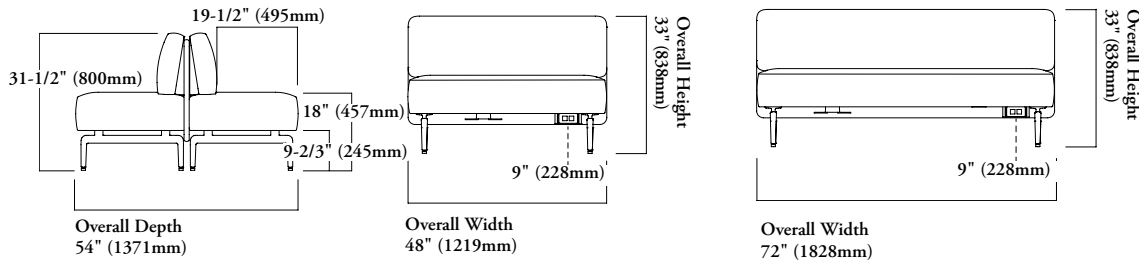
- For conversion to Metric, multiply dimension by 25.4
- Banqs back-to-back sofas have been designed and tested for users weighing up to 300 lbs (136kg).
- Dimensions are per BIFMA CMD standards
- Banqs Seating is proportioned to accommodate the growing needs of the North American market and tested to ANSI/BIFMA standards

WEIGHT	
Back-to-Back Sofa, Low Screen, Two Seater	184 lbs (83kg)
Back-to-Back Sofa, Low Screen, Three Seater	262 lbs (118kg)
Back-to-Back Sofa, High Screen, Two Seater	209 lbs (94kg)
Back-to-Back Sofa, High Screen, Three Seater	300 lbs (136kg)

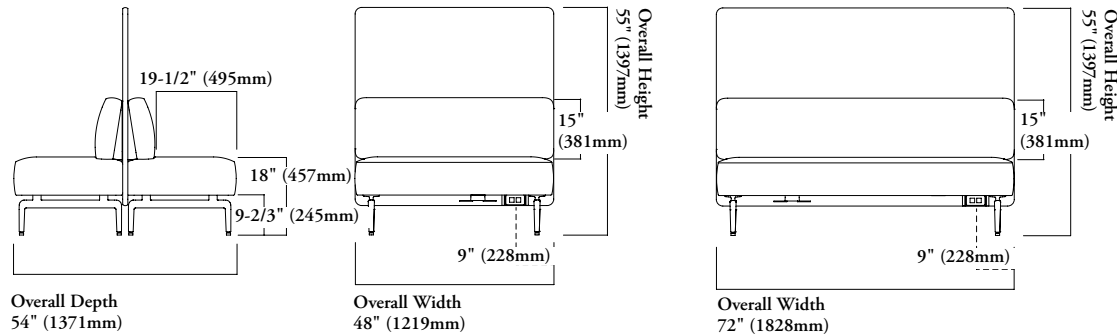
## Banqs Back-to-Back Sofa



## back-to-back sofa, low screen, two and three seater



## back-to-back sofa, high screen, two and three seater



Banqs is available with electrical modules mounted below the seat. The centerline of the module is always 9" (228mm) from the outside edge of the bench and can be specified left or right.

## COM/COL Material Requirement

More yardage may be required depending upon the upholstery pattern, repeat, directionality and pattern matching. Leather yield varies from 60-80% and may be affected by the quality of the COL including location and quantity of blemishes, size and shape of hide. The size of the sewing pattern and the number of units ordered may also impact yield. Always round-up to the next hide.

	SINGLE UPHOLSTERY		TRIPLE UPHOLSTERY - SEAT		TRIPLE UPHOLSTERY - BOLSTER		TRIPLE UPHOLSTERY - SCREEN	
	COM [yards]	COL [sq. ft]	COM [yards]	COL [sq. ft]	COM [yards]	COL [sq. ft]	COM [yards]	COL [sq. ft]
Low Screen, 2-Seater	9-1/4	157	4-1/2	76	3	51	1-3/4	30
Low Screen, 3-Seater	14-1/4	241	7	119	4	68	3-1/4	55
High Screen, 2-Seater	10-1/2	178	4-1/2	76	3	51	3	51
High Screen, 3-Seater	16-3/4	283	7	119	4	68	5-3/4	98

# banqs back-to-back sofa

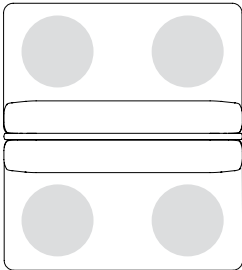
## seating capacity & electrical

### seating capacity

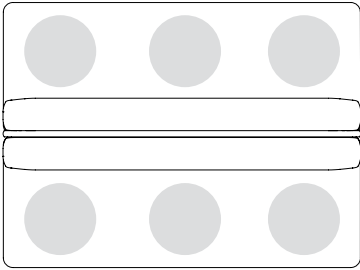
The following is the recommended maximum seating capacity for each Banqs Back-to-Back Sofas. Banqs allows 24" (609mm) for each person.

The weight capacity of each bench is based on a maximum of 300 lbs (136kg) per person (for example a three-seater is rated for three individuals each weighing no more than 300 lbs (136kg))

#### Banqs Back-To-Back Sofas



Two Seater



Three Seater

### electrical capabilities

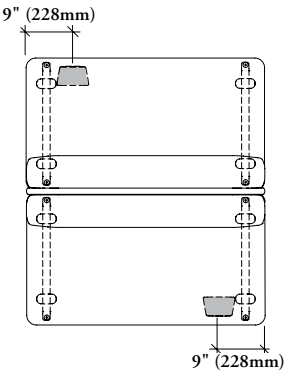
Banqs seating can be specified with or without an electrical option mounted below the seat. Each single module includes one simplex and two USB ports.

Electrical options are also available for the Banqs Table with Flat Base (KLNBAT)

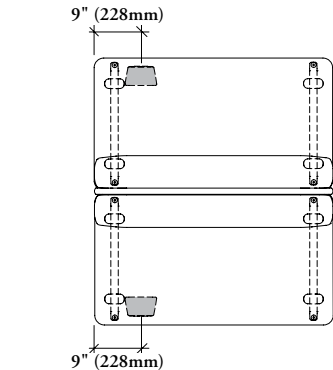


- The following locations are available on Banqs Back-to-Back Sofas:
- Justified beside the leg on left or right (from seated position) for all modules
  - One side (from seated position) for back-to-back only
  - One power module for single-sided configurations
  - Two power modules for double-side configurations


When electrical modules are specified, the sofa comes with one cable manager and mounted beneath the sofa.



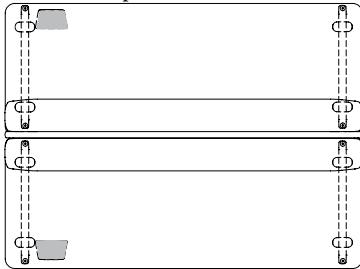
48" (1219mm) wide back-to-back sofa and electric module  
(left from seated position shown)



48" (1219mm) wide single-sided sofa and electric module  
(Mixed Right and Left from seated position shown)



72" (1828mm) wide back-to-back sofa and electric module  
(left from seated position shown)



72" (1828mm) wide single-sided sofa and electric module  
(Mixed Right and Left from seated position shown)

# planning with banqs back-to-back sofas

Banqs back-to-back planning can be achieved in a number of ways, depending on the following:

- footprint size
- cost
- reconfigurability

The following demonstrates the ways in which this can be achieved.

## Option 1



Advantages:

- one complete unit
- lowest cost
- smallest footprint
- proper alignment

Disadvantage:

- **cannot** be reconfigured into single sided sofas

Banqs Back-to-Back Sofa, High Screen, 2-Seat (KLNBAB)

- Grade 1 Single Upholstery - Base Price

## Option 2



Advantages:

- can be reconfigured


Disadvantage:

- higher cost to use two units
- alignment will not be as tight as a single unit

Banqs Single-Sided Sofa, High Screen, 2-Seat with  
Banqs Single-Sided Sofa, Low Screen, 2-Seat (KLNBAS)

- Grade 1 Single Upholstery - Base Price is 10% more than option 1

## Option 3



Advantages:

- complete flexibility to reconfigure
- proper alignment

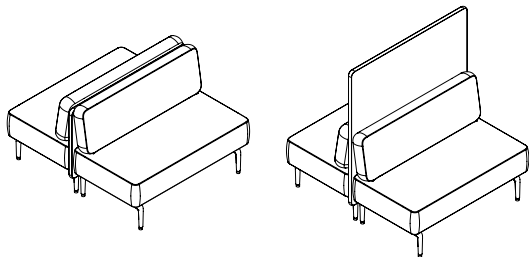
Disadvantage:

- highest cost
- largest footprint
- possible misalignment with two separate units

2 x Banqs Single-Sided Sofa, High Screen, 2-Seat (KLNBAS)

- Grade 1 Single Upholstery - Base Price is 13% higher than option 2

K L N B A B  
Banqs Back-to-Back Sofas



**FEATURES**  
Option of 2-Seater (48" (1219mm)W) or 3-Seater (72" (1828mm)W). 18" (457mm)H seat and bolster backrest is 33" (838mm)H from floor. 55" (1397mm)H screen provides more visual, acoustic and spatial privacy. It is behind the back-to-back sofas in a shared position.  
Multi-use, non-marking Glides (no casters). Painted finish on cast metal leg.  
Ships assembled. Includes threaded inserts to connect with perpendicular Spanning Screen Kit.  
**NOTES**  
Single or Triple Upholstery is available. Upholstery is applied Off-the-Bolt.  
Ganging Plates must be ordered separately for linear applications.  
Electrical module to be ordered separately.

PRODUCT OPTIONS

Screen Height	Size	Electrical Option	Upholstery Style
L Low (Shown) H High	2 Two-Seater (Shown) 3 Three-Seater	N No Electrical Module	S Single Upholstery T Triple Upholstery

SAMPLE ORDER CODE

KLNBAB L	2	N	T
----------	---	---	---

PRODUCT OPTIONS (CONTINUED)

Seat Upholstery Finish	Bolster Upholstery Finish	Screen Upholstery Finish	Paint Finish
Fabric Leather	Fabric Leather	Fabric Leather	Foundation Mica Accent

SAMPLE ORDER CODE (CONTINUED)

B160	B160	B160	24
------	------	------	----

See pricing on the following page.



# K L N B A B Banqs Back-to-Back Sofas (Continued)

DESCRIPTION	PRICE									
SINGLE UPHOLSTERY (S)										
	Grade 1	COM/ Grade 2	COL/ Grade 3	Grade 4	Grade 5	Grade 6	Grade 7	Grade 8	Grade 9	Grade 10
Low Screen, 2-Seat Sofa	9500	10181	10822	11236	11570	11905	12314	12724	13131	13579
Low Screen, 3-Seat Sofa	12253	13524	14593	15351	15969	16589	17346	18104	18861	19686
High Screen, 2-Seat Sofa	9637	10251	10827	11275	11647	12019	12473	12927	13380	13878
High Screen, 3-Seat Sofa	12390	13526	14720	15568	16261	16955	17804	18652	19498	20424
	Leather LA									
Low Screen, 2-Seat Sofa	15846									
Low Screen, 3-Seat Sofa	23887									
High Screen, 2-Seat Sofa	16396									
High Screen, 3-Seat Sofa	25127									
TRIPLE UPHOLSTERY (T)										
	BASE PRICE - SEAT UPHOLSTERY (The seat, bolster and screen prices must be added together for a complete price)									
	Grade 1	COM/ Grade 2	COL/ Grade 3	Grade 4	Grade 5	Grade 6	Grade 7	Grade 8	Grade 9	Grade 10
Low Screen, 2-Seat Sofa	9585	9858	10116	10296	10443	10593	10774	10957	11139	11294
Low Screen, 3-Seat Sofa	12338	12749	13131	13405	13626	13852	14124	14395	14668	14823
High Screen, 2-Seat Sofa	9724	9996	10252	10434	10583	10732	10914	11095	11277	11433
High Screen, 3-Seat Sofa	12477	12886	13271	13543	13765	13988	14260	14534	14807	14962
	Leather LA									
Low Screen, 2-Seat Sofa	12345									
Low Screen, 3-Seat Sofa	16476									
High Screen, 2-Seat Sofa	12483									
High Screen, 3-Seat Sofa	16616									
	BOLSTER UPHOLSTERY (The seat, bolster and screen prices must be added together for a complete price)									
	Grade 1	COM/ Grade 2	COL/ Grade 3	Grade 4	Grade 5	Grade 6	Grade 7	Grade 8	Grade 9	Grade 10
2-Seat Sofa Bolster	175	269	438	559	661	760	880	1002	1123	1255
3-Seat Sofa Bolster	256	451	792	1034	1232	1431	1674	1916	2159	2421
	Leather LA									
2-Seat Sofa Bolster	1926									
3-Seat Sofa Bolster	3765									

K L N B A B  
Banqs Back-to-Back Sofas  
(Continued)

TRIPLE UPHOLSTERY (T) (continued)										
	SCREEN UPHOLSTERY (The seat, bolster and screen prices must be added together for a complete price)									
	Grade 1	COM/ Grade 2	COL/ Grade 3	Grade 4	Grade 5	Grade 6	Grade 7	Grade 8	Grade 9	Grade 10
Low Screen, 2-Seat Sofa	175	246	397	502	588	676	783	888	993	1109
Low Screen, 3-Seat Sofa	256	451	792	1034	1232	1431	1674	1916	2159	2421
High Screen, 2-Seat Sofa	175	314	527	678	801	926	1077	1229	1380	1547
High Screen, 3-Seat Sofa	256	586	1057	1388	1660	1934	2267	2601	2933	3298
Leather LA										
Low Screen, 2-Seat Sofa	1696									
Low Screen, 3-Seat Sofa	3765									
High Screen, 2-Seat Sofa	2387									
High Screen, 3-Seat Sofa	5144									

If Mica/Accent Paint Finish is specified add 104



## specifying banqs corner and full alcove sofas

**Banqs Alcove Sofas are available as two and three seaters, with low screen or high screen options. They can be used alone or combine the Corner Alcove with the straight Single-Sided Sofas to end a linear run or create a perpendicular corner layout.**

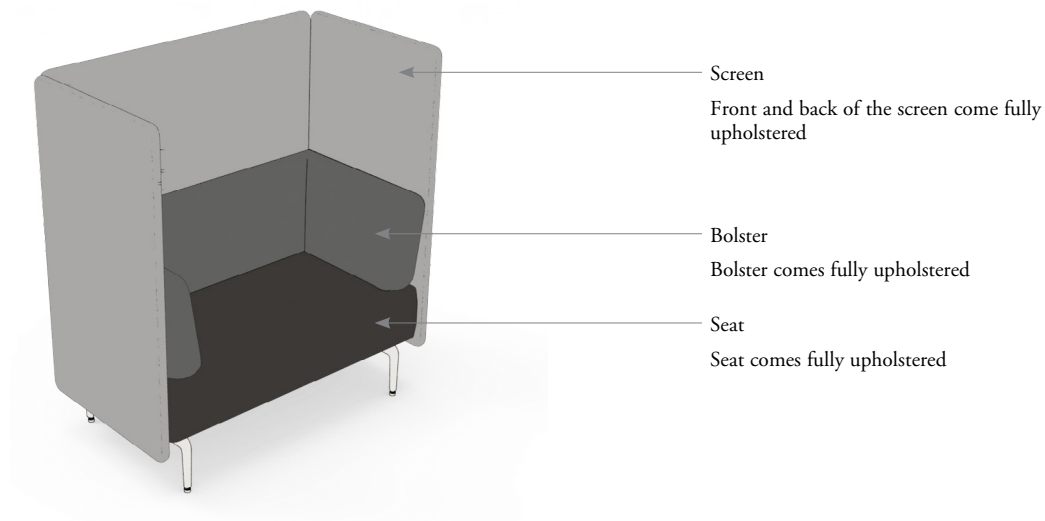
Banqs Alcove Sofas are specified by selecting:

- 1 - Seat fabric
- 2 - Bolster fabric
- 3 - Screen fabric

The sofas can be specified:

- Single upholstery (the entire sofa is one fabric and one colorway)
- Triple upholstery (each part is specified in a different fabric or colorway)

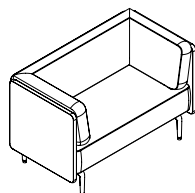
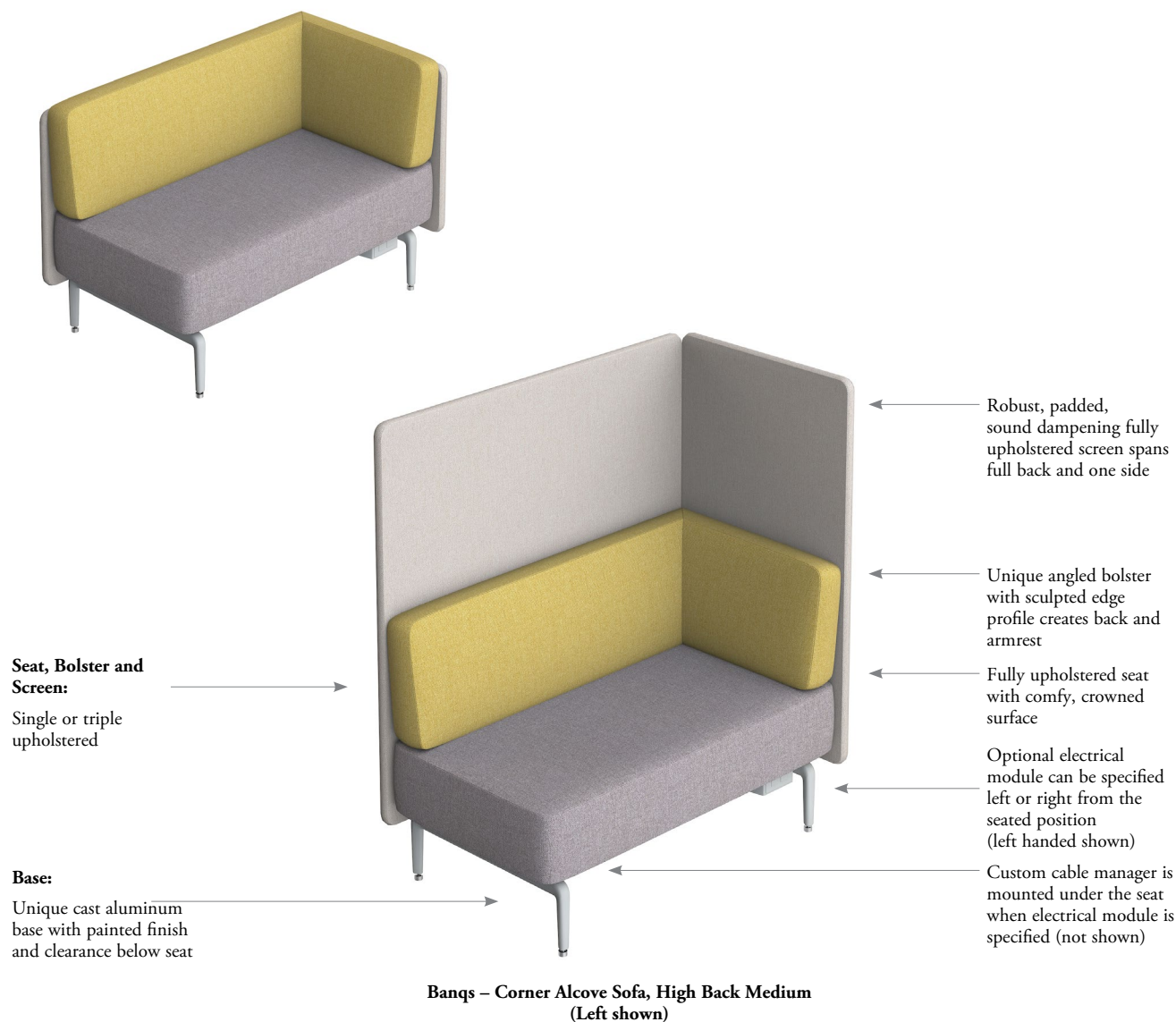
All Teknion upholstery grade fabrics including all Luum fabrics and leather can be used on Banqs seating.



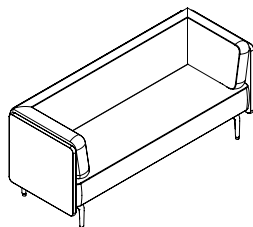
## banqs corner alcove sofa overview

Banqs Corner Alcove Sofas are available with a low screen and a high screen. They can be used alone or combined with straight Single-Sided Sofas to end linear runs or create a perpendicular corner layout.

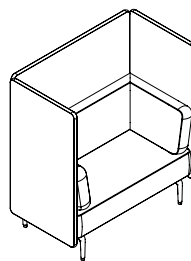
### KLNBAC



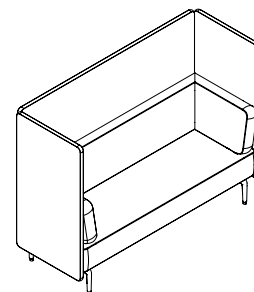
Banqs – Corner Alcove Sofa, Low Screen small (KLNBACL2)



Banqs – Corner Alcove Sofa, Low Screen medium (KLNBACL3)



Banqs – Corner Alcove Sofa, High Screen small (KLNBACH2)



Banqs – Corner Alcove Sofa, High Back medium (KLNBACH3)

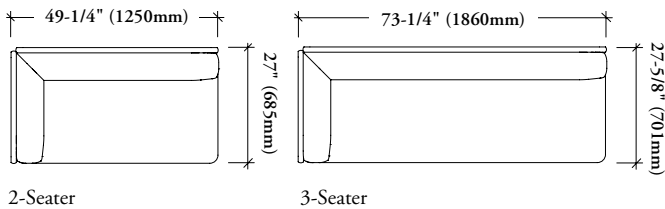
# banqs corner alcove sofa

## dimensions & material requirements

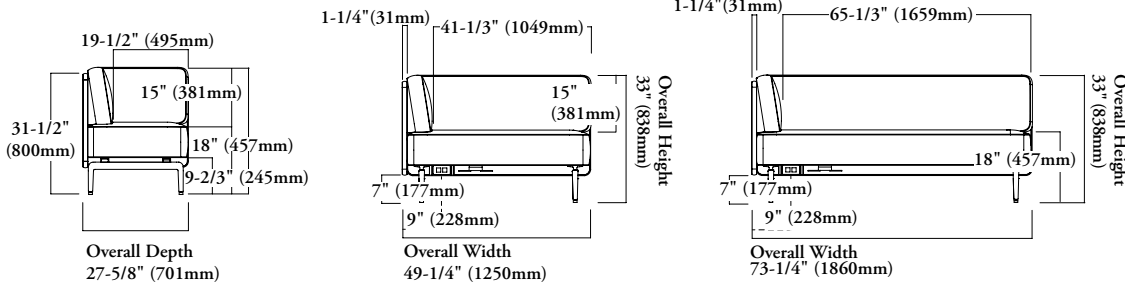
- For conversion to Metric, multiply dimension by 25.4
- Banqs corner alcove sofas have been designed and tested for users weighing up to 300 lbs (136kg).
- Dimensions are per BIFMA CMD standards
- Banqs Seating is proportioned to accommodate the growing needs of the North American market and tested to ANSI/BIFMA standards

WEIGHT	
Corner Alcove Sofa Low Screen, 2-Seat	131 lbs (59kg)
Corner Alcove Sofa Low Screen, 3-Seat	178 lbs (80kg)
Corner Alcove Sofa High Screen, 2-Seat	170 lbs (77kg)
Corner Alcove Sofa High Screen, 3-Seat	229 lbs (103kg)

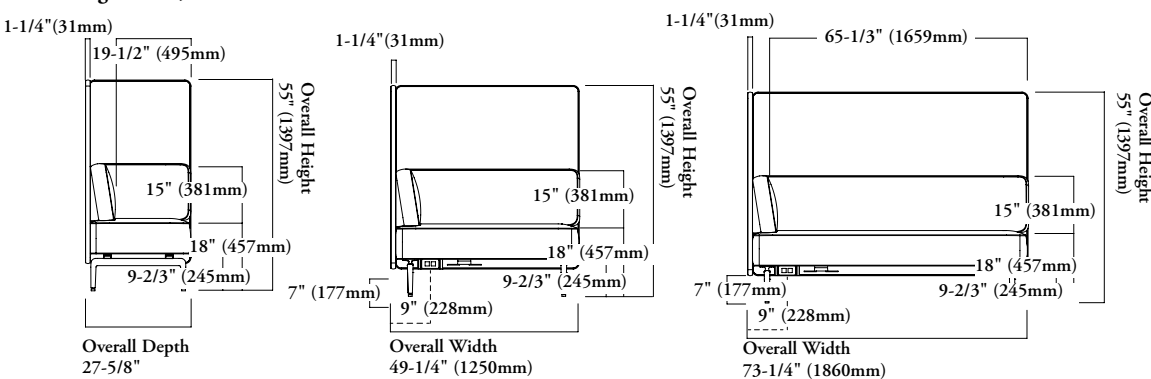
Banqs Corner Alcove Sofa - Right/Left Handed (Right Shown)



corner alcove sofa,  
low screen, two and three seater



corner alcove sofa,  
high screen, two and three seater



Banqs is available with electrical modules mounted below the seat. The centerline of the module is always 9" (228mm) from the outside edge of the bench and can be specified left or right.

### COM/COL Material Requirement

More yardage may be required depending upon the upholstery pattern, repeat, directionality and pattern matching. Leather yield varies from 60-80% and may be affected by the quality of the COL including location and quantity of blemishes, size and shape of hide. The size of the sewing pattern and the number of units ordered may also impact yield. Always round-up to the next hide.

	SINGLE UPHOLSTERY		TRIPLE UPHOLSTERY - SEAT		TRIPLE UPHOLSTERY - BOLSTER		TRIPLE UPHOLSTERY - SCREEN	
	COM [yards]	COL [sq. ft]	COM [yards]	COL [sq. ft]	COM [yards]	COL [sq. ft]	COM [yards]	COL [sq. ft]
Low Screen, 2-Seat	7-1/2	127	2-1/4	38	1-3/4	30	3-1/2	60
Low Screen, 3-Seat	10-3/4	182	3-1/2	60	2-1/4	38	5	85
High Screen, 2-Seat	10	169	2-1/4	38	1-3/4	30	6	102
High Screen, 3-Seat	14-1/2	245	3-1/2	60	2-1/4	38	8-3/4	148


# banqs corner alcove sofa seating capacity & electrical

## seating capacity

The following is the recommended maximum seating capacity for each Banqs Corner Alcove Sofas. Banqs allows 24" (609mm) for each person.

The weight capacity of each bench is based on a maximum of 300 lbs (136kg) per person (for example a three-seater is rated for three individuals each weighing no more than 300 lbs (136kg))

### Banqs Corner Alcove Sofa - Two Seater



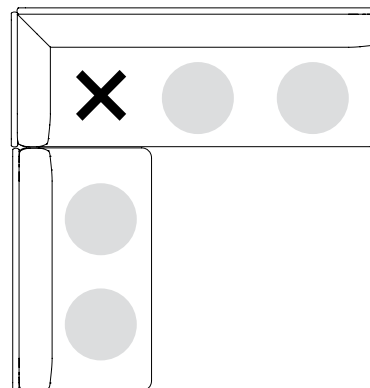
Recommended 1 person

### Banqs Corner Alcove Sofa - Three Seater



Recommended 2 person

### Combining Corner Alcoves with other Sofas



The Banqs Corner Alcoves have overall dimensions that correspond to the Two Seater and Three Seater-Single-Sofas but the corner position and side bolster may restrict full seating capacity.

## electrical capabilities

Banqs seating can be specified with or without an electrical option mounted below the seat. Each single module includes one simplex and two USB ports and a 10' (3048mm) cord.

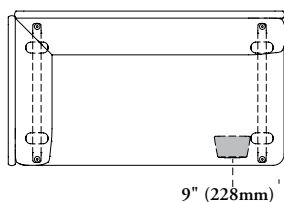
Electrical options are also available for the Banqs Table with Flat Base (KLNBAT)




The following locations are available on Banqs Corner Alcove Sofas:

- Justified beside the leg on left or right (from seated position) for all modules
- One side (from seated position) for back-to-back only
- One power module for single-sided configurations
- Two power modules for double-side configurations

When electrical modules are specified, the sofa comes with one cable manager and mounted beneath the sofa.



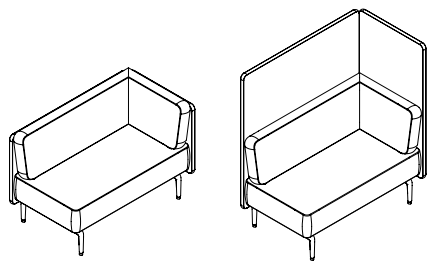
48" (1219mm) wide Corner Alcove Sofa  
with Right Corner Orientation  
and electric module



72" (1828mm) wide Corner Alcove Sofa  
with Right Corner Orientation  
and electric module

K L N B A C

Banqs Corner Alcove Sofa



**FEATURES**  
Option of 2-Seater (48" (1219mm)W) or 3-Seater (72" (1828mm)W). 18" (457mm)H seat and bolster backrest is 33" (838mm)H from floor. 55" (1397mm)H screen provides more visual, acoustic and spatial privacy than the 31-½" H screen. Corner Orientation is from the seated user position. Screen and bolster wraps left-hand back corner or right-hand back corner.  
Multi-use, non-marking Glides (no casters). Painted finish on cast metal leg.  
Ships assembled. Includes threaded inserts to connect with perpendicular Spanning Screen Kit.

**NOTES**  
Single or Triple Upholstery is available allowing individual specification of the Seat, Bolster (backrest) and the Screen. The same upholstery finish is applied on both sides of the Screens as a standard. Upholstery is applied Off-the-Bolt.  
Ganging Plates must be ordered separately for linear applications.  
Electrical module to be ordered separately.

PRODUCT OPTIONS

Screen Height	Size	Corner Orientation	Electrical Option
<b>L</b> Low (Shown) <b>H</b> High	<b>2</b> Two-Seater (Shown) <b>3</b> Three-Seater	<b>L</b> Left (Shown) <b>R</b> Right	<b>N</b> No Electrical Module

SAMPLE ORDER CODE

<b>KLNBAC L</b>	<b>2</b>	<b>L</b>	<b>N</b>
-----------------	----------	----------	----------

PRODUCT OPTIONS (CONTINUED)

Upholstery Style	Seat Upholstery Finish	Bolster Upholstery Finish	Screen Upholstery Finish	Paint Finish
<b>S</b> Single Upholstery <b>T</b> Triple Upholstery	Fabric Leather	Fabric Leather	Fabric Leather	Foundation Mica Accent

SAMPLE ORDER CODE (CONTINUED)

<b>T</b>	<b>B160</b>	<b>B160</b>	<b>B160</b>	<b>24</b>
----------	-------------	-------------	-------------	-----------

See pricing on the following page.



# K L N B A C

## Banqs Corner Alcove Sofa

(Continued)

DESCRIPTION	PRICE									
SINGLE UPHOLSTERY (S)										
	Grade 1	COM/ Grade 2	COL/ Grade 3	Grade 4	Grade 5	Grade 6	Grade 7	Grade 8	Grade 9	Grade 10
Low Screen, 2-Seat Sofa	6230	6752	7245	7592	7877	8163	8510	8860	9207	9587
Low Screen, 3-Seat Sofa	8018	8837	9606	10151	10596	11042	11588	12134	12677	13273
High Screen, 2-Seat Sofa	6471	7086	7661	8070	8406	8740	9147	9557	9966	10411
High Screen, 3-Seat Sofa	8329	9305	10224	10876	11409	11940	12594	13244	13894	14604
	Leather LA									
Low Screen, 2-Seat Sofa	11518									
Low Screen, 3-Seat Sofa	16298									
High Screen, 2-Seat Sofa	12678									
High Screen, 3-Seat Sofa	18215									
TRIPLE UPHOLSTERY (T)										
	BASE PRICE - SEAT UPHOLSTERY (The seat, bolster and screen prices must be added together for a complete price)									
	Grade 1	COM/ Grade 2	COL/ Grade 3	Grade 4	Grade 5	Grade 6	Grade 7	Grade 8	Grade 9	Grade 10
Low Screen, 2-Seat Sofa	6315	6453	6581	6671	6746	6820	6910	7003	7093	7192
Low Screen, 3-Seat Sofa	8106	8311	8504	8639	8751	8864	9000	9137	9272	9422
High Screen, 2-Seat Sofa	6556	6694	6822	6912	6985	7061	7151	7244	7334	7433
High Screen, 3-Seat Sofa	8415	8621	8814	8950	9061	9173	9308	9447	9582	9730
	Leather LA									
Low Screen, 2-Seat Sofa	7696									
Low Screen, 3-Seat Sofa	10177									
High Screen, 2-Seat Sofa	7935									
High Screen, 3-Seat Sofa	10487									
	BOLSTER UPHOLSTERY (The seat, bolster and screen prices must be added together for a complete price)									
	Grade 1	COM/ Grade 2	COL/ Grade 3	Grade 4	Grade 5	Grade 6	Grade 7	Grade 8	Grade 9	Grade 10
2-Seat Sofa Bolster	87	246	397	502	588	676	783	888	993	1109
3-Seat Sofa Bolster	128	338	574	739	876	1011	1180	1346	1510	1693
	Leather LA									
2-Seat Sofa Bolster	1696									
3-Seat Sofa Bolster	2618									

K L N B A C  
Banqs Corner Alcove Sofa  
(Continued)

TRIPLE UPHOLSTERY (T) (continued)										
	SCREEN UPHOLSTERY (The seat, bolster and screen prices must be added together for a complete price)									
	Grade 1	COM/ Grade 2	COL/ Grade 3	Grade 4	Grade 5	Grade 6	Grade 7	Grade 8	Grade 9	Grade 10
Low Screen, 2-Seat Sofa Screen	87	314	527	678	801	926	1077	1229	1380	1547
Low Screen, 3-Seat Sofa Screen	128	451	792	1034	1232	1431	1674	1916	2159	2421
High Screen, 2-Seat Sofa	87	404	703	916	1090	1262	1474	1686	1898	2131
High Screen, 3-Seat Sofa	128	610	1101	1448	1735	2020	2367	2717	3064	3445
	Leather LA									
Low Screen, 2-Seat Sofa Screen	2387									
Low Screen, 3-Seat Sofa Screen	3765									
High Screen, 2-Seat Sofa	3305									
High Screen, 3-Seat Sofa	5377									

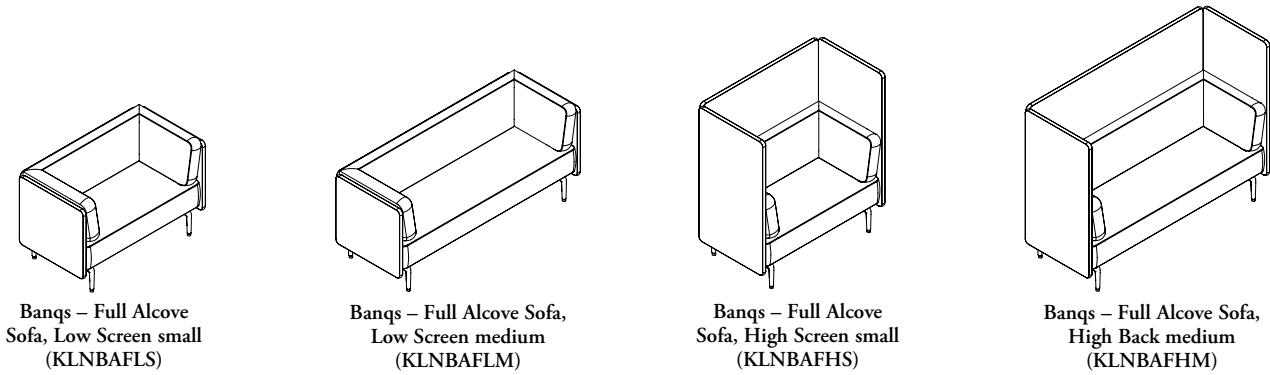
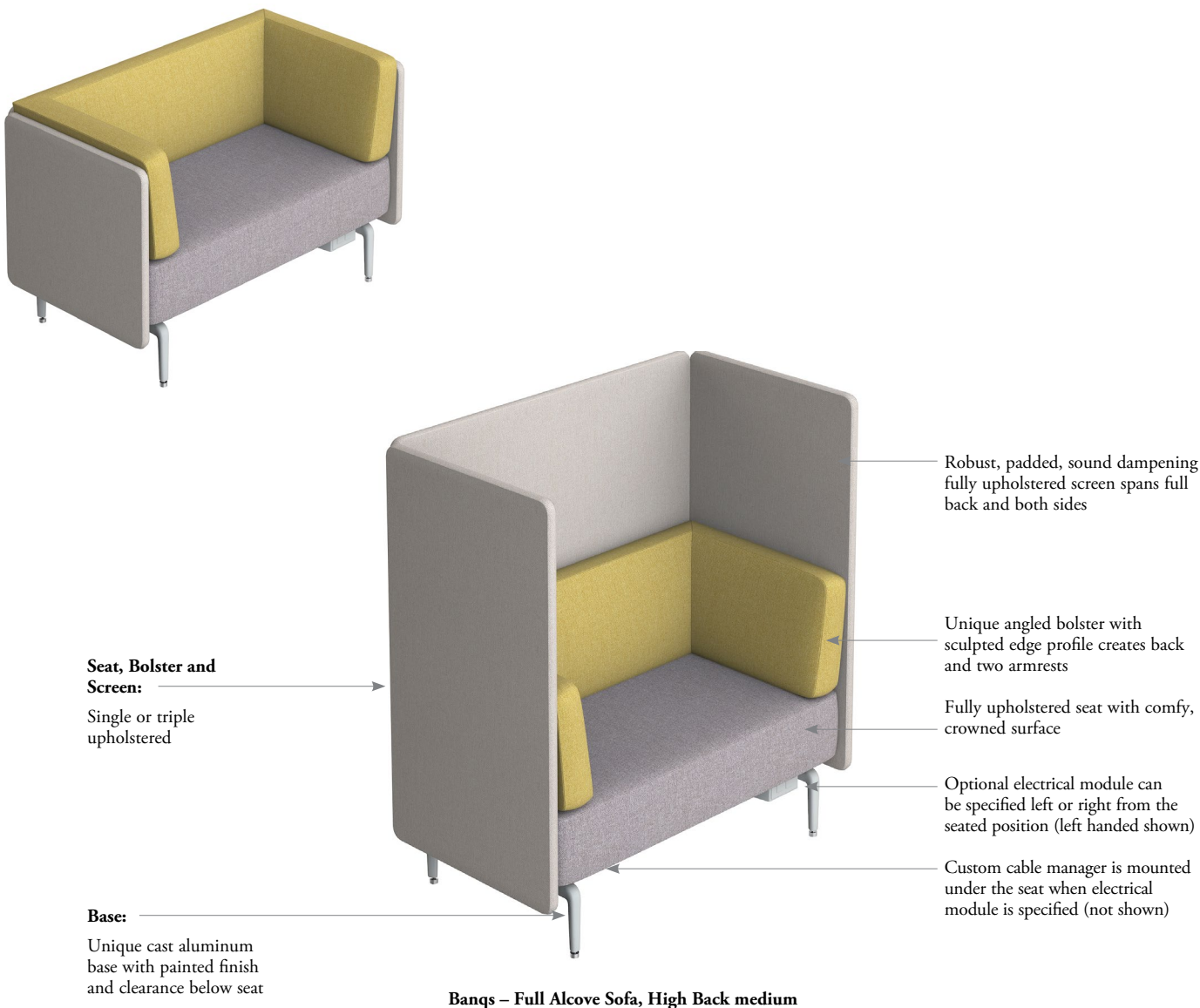
If Mica/Accent Paint Finish is specified add 53



# banqs full alcove sofa overview

Banqs Full Alcove Sofas are available with a low screen or a high screen. They are intended to be used alone rather than ganging to other sofas. Armrest bolsters and screens extend to the front face of the seat to create a continuous look.

KLNBAF



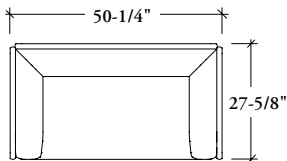
# banqs full alcove sofa dimensions & material requirements

- For conversion to Metric, multiply dimension by 25.4
- Banqs full alcove sofas have been designed and tested for users weighing up to 300 lbs (136kg)
- Dimensions are per BIFMA CMD standards
- Banqs Seating is proportioned to accommodate the growing needs of the North American market and tested to ANSI/BIFMA standards

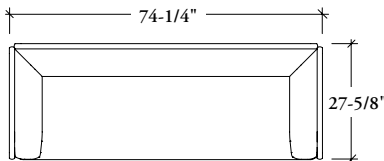
WEIGHT	
Full Alcove Sofa Low Screen, Small	157 lbs (71kg)
Full Alcove Sofa Low Screen, Medium	203 lbs (92kg)
Full Alcove Sofa High Screen, Small	210 lbs (95kg)
Full Alcove Sofa High Screen, Medium	268 lbs (121kg)

## Banqs Full Alcove Sofa

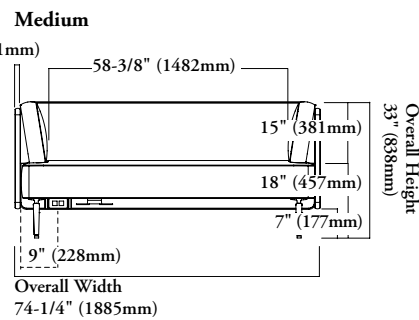
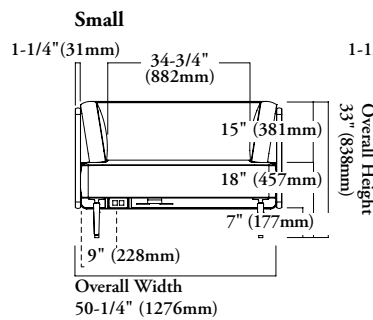
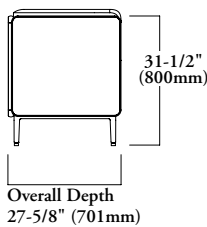
### Small



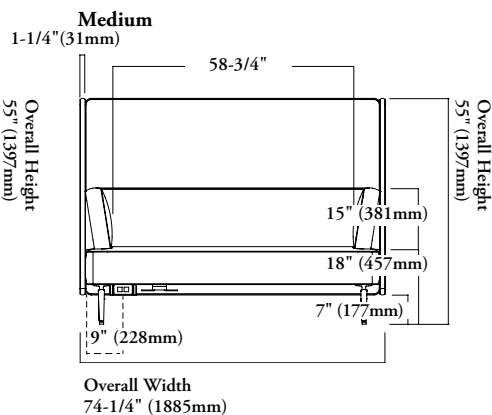
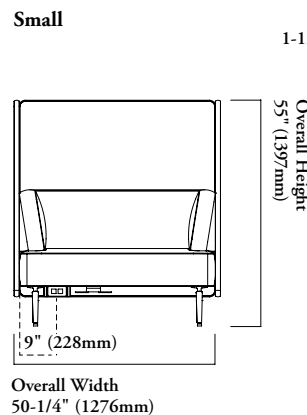

### Medium



## Full Alcove Sofa, Low Screen, Small



## Full Alcove Sofa, High Screen, Small



Banqs is available with electrical modules mounted below the seat. The centerline of the module is always 9" (228mm) from the outside edge of the bench and can be specified left or right.

## COM/COL Material Requirement

More yardage may be required depending upon the upholstery pattern, repeat, directionality and pattern matching. Leather yield varies from 60-80% and may be affected by the quality of the COL including location and quantity of blemishes, size and shape of hide. The size of the sewing pattern and the number of units ordered may also impact yield. Always round-up to the next hide.

	SINGLE UPHOLSTERY		TRIPLE UPHOLSTERY - SEAT		TRIPLE UPHOLSTERY - BOLSTER		TRIPLE UPHOLSTERY - SCREEN	
	COM [yards]	COL [sq. ft]	COM [yards]	COL [sq. ft]	COM [yards]	COL [sq. ft]	COM [yards]	COL [sq. ft]
Low Screen, Small	9-1/4	157	2-1/4	38	1-3/4	30	5-1/4	89
Low Screen, Medium	13	220	3-1/2	60	2-3/4	47	6-3/4	114
High Screen, Small	13	220	2-1/4	38	1-3/4	30	9	152
High Screen, Small	18	304	3-1/2	60	2-3/4	47	11-3/4	199

# banqs full alcove sofa


## seating capacity & electrical

### seating capacity

The following is the recommended maximum seating capacity for each Banqs Full Alcove Sofas. Banqs allows 24" (609mm) for each person

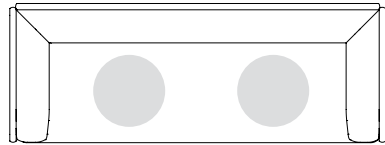
The weight capacity of each bench is based on a maximum of 300 lbs (136kg) per person (for example a three-seater is rated for three individuals each weighing no more than 300 lbs (136kg))

Banqs Full Alcove Sofa - Small



One Seater

Banqs Full Alcove Sofa - Medium



Two Seater

### electrical capabilities

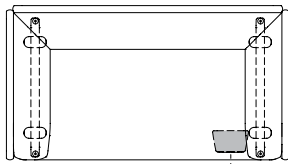
Banqs seating can be specified with or without an electrical option mounted below the seat. Each single module includes one simplex and two USB ports and a 10' (3048mm) cord.

Electrical options are also available for the Banqs Table with Flat Base (KLNBAT)




- The following locations are available on Banqs Full Alcove Sofas:
- Justified beside the leg on left or right (from seated position) for all modules
  - One side (from seated position) for back-to-back only
  - One power module for single-sided configurations
  - Two power modules for double-side configurations

When electrical modules are specified, the sofa comes with one cable manager and mounted beneath the sofa.



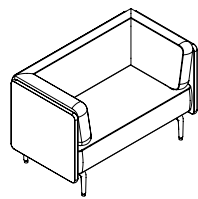
48" (1219mm) wide Full Alcove Sofa and electric module



72" (1828mm) wide Full Alcove Sofa and electric module



K L N B A F  
Banqs Full Alcove Sofa



**FEATURES**  
Full Alcove Sofas are freestanding units used individually in a lounge setting. Their two full side screen gables and armrests provide more enclosure. They can be used with coffee tables. Size option of (S) Small comfortably seats one person, includes two armrests and is 48" (1219mm)W overall. (M) Medium comfortably sits two people and is 72" (1828mm)W overall.  
18" (457mm)H seat and backrest is 33" (838mm)H from floor . 55"(1397mm)H  
Screen provides more visual, acoustic and spatial privacy than the 31-½" L Screens.  
Multi-use, non-marking Glides (no casters). Painted finish on cast metal leg.  
Ships assembled.

**NOTES**  
Single or Triple Upholstery is available allowing individual specification of the Seat, Bolster (backrest) and the Screen. The same upholstery finish is applied on both sides of the Screens as a standard. Upholstery is applied Off-the-Bolt.  
Ganging Plates must be ordered separately for linear applications.  
Electrical module to be ordered separately.

PRODUCT OPTIONS

Screen Height	Size	Electrical Option	Upholstery Style
L Low (Shown) H High	S Small (Shown) M Medium	N No Electrical Module	S Single Upholstery T Triple Upholstery

SAMPLE ORDER CODE

KLNBAF L	M	N	T
----------	---	---	---

PRODUCT OPTIONS (CONTINUED)

Seat Upholstery Finish	Bolster Upholstery Finish	Screen Upholstery Finish	Paint Finish
Fabric Leather	Fabric Leather	Fabric Leather	Foundation Mica Accent

SAMPLE ORDER CODE (CONTINUED)

B160	B160	B160	24
------	------	------	----

See pricing on the following page.



# K L N B A F

## Banqs Full Alcove Sofa

(Continued)

DESCRIPTION	PRICE									
SINGLE UPHOLSTERY (S)										
	Grade 1	COM/ Grade 2	COL/ Grade 3	Grade 4	Grade 5	Grade 6	Grade 7	Grade 8	Grade 9	Grade 10
Low Screen, Small Sofa	7297	8001	8663	9133	9516	9903	10371	10839	11310	11821
Low Screen, Medium Sofa	9086	10087	11023	11691	12235	12782	13447	14114	14780	15508
High Screen, Small Sofa	7571	8413	9203	9763	10222	10680	11240	11802	12361	12972
High Screen, Medium Sofa	9430	10636	11768	12570	13225	13883	14684	15487	16288	17166
Leather LA										
Low Screen, Small Sofa	14425									
Low Screen, Medium Sofa	19203									
High Screen, Small Sofa	16080									
High Screen, Medium Sofa	21616									
TRIPLE UPHOLSTERY (T)										
	BASE PRICE - SEAT UPHOLSTERY (The seat, bolster and screen prices must be added together for a complete price)									
	Grade 1	COM/ Grade 2	COL/ Grade 3	Grade 4	Grade 5	Grade 6	Grade 7	Grade 8	Grade 9	Grade 10
Low Screen, Small Sofa	7382	7519	7647	7738	7812	7887	7978	8069	8160	8258
Low Screen, Medium Sofa	9173	9378	9571	9705	9820	9931	10066	10201	10338	10488
High Screen, Small Sofa	7658	7796	7923	8014	8088	8163	8254	8345	8436	8534
High Screen, Medium Sofa	9516	9723	9914	10051	10162	10275	10410	10547	10682	10832
Leather LA										
Low Screen, Small Sofa	8762									
Low Screen, Medium Sofa	11244									
High Screen, Small Sofa	9037									
High Screen, Medium Sofa	11588									
	BOLSTER UPHOLSTERY (The seat, bolster and screen prices must be added together for a complete price)									
	Grade 1	COM/ Grade 2	COL/ Grade 3	Grade 4	Grade 5	Grade 6	Grade 7	Grade 8	Grade 9	Grade 10
Small Sofa Bolster	87	314	527	678	801	926	1077	1229	1380	1547
Medium Sofa Bolster	128	404	703	916	1090	1262	1474	1686	1898	2131
Leather LA										
Small Sofa Bolster	2387									
Medium Sofa Bolster	3305									

K L N B A F  
Banqs Full Alcove Sofa  
(Continued)

TRIPLE UPHOLSTERY (T)										
	SCREEN UPHOLSTERY (The seat, bolster and screen prices must be added together for a complete price)									
	Grade 1	COM/ Grade 2	COL/ Grade 3	Grade 4	Grade 5	Grade 6	Grade 7	Grade 8	Grade 9	Grade 10
Low Screen, Small Sofa	87	428	747	977	1162	1348	1574	1802	2028	2275
Low Screen, Medium Sofa Screen	128	563	1012	1333	1591	1853	2169	2486	2807	3153
High Screen, Small Sofa	87	563	1012	1333	1591	1853	2169	2486	2807	3153
High Screen, Medium Sofa Screen	128	768	1408	1863	2235	2606	3060	3515	3970	4465
	Leather LA									
Low Screen, Small Sofa	3538									
Low Screen, Medium Sofa	4918									
High Screen, Small Sofa Screen	4918									
High Screen, Medium Sofa Screen	6983									

If Mica/Accent Paint Finish is specified add 53

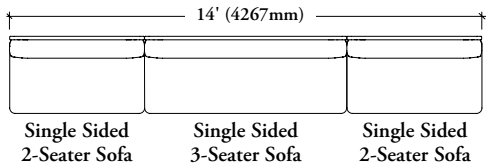
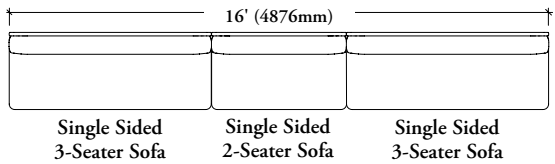
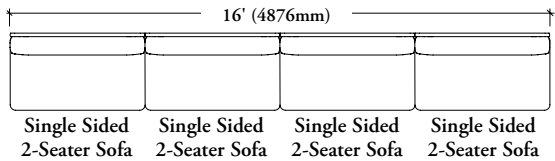
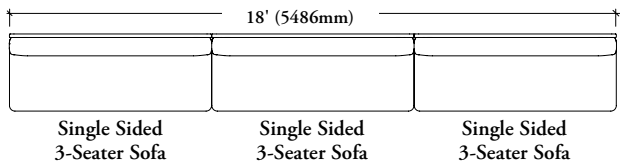


# planning with banqs benches, sofas & alcoves

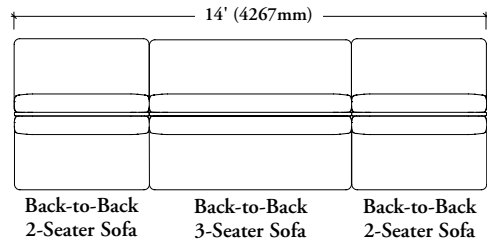
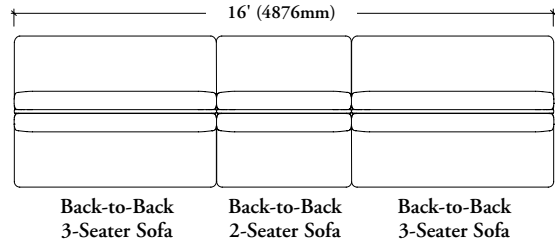
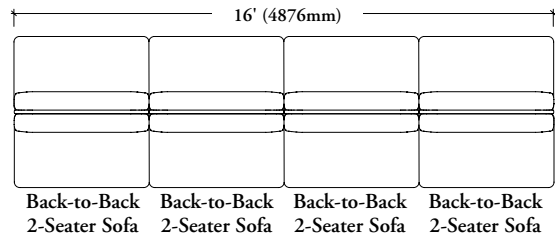
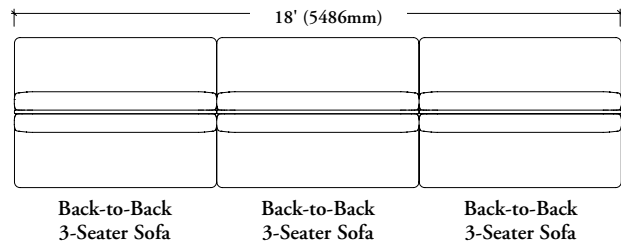
There is a recommended maximum length run when ganging benches and sofas together due to leveling capabilities.

**Straight runs**

Banqs Single-Sided Sofas

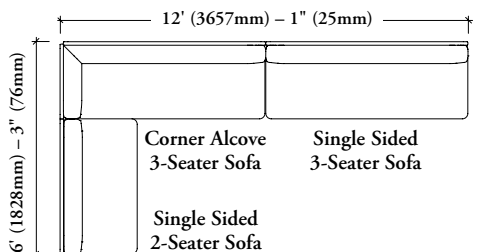
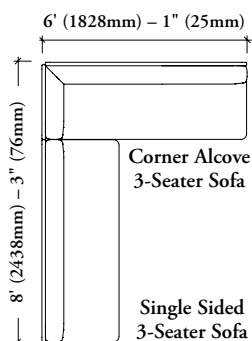
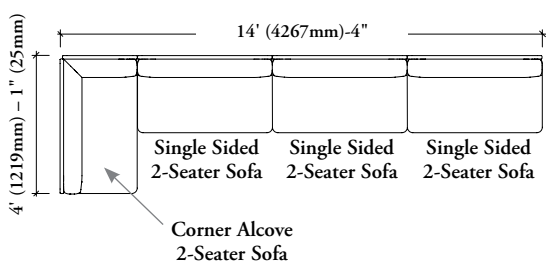
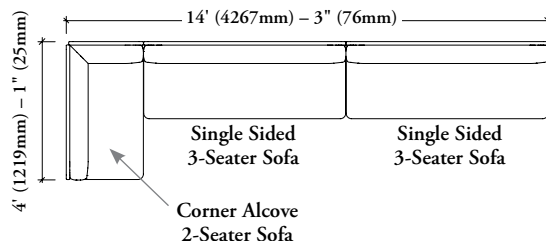
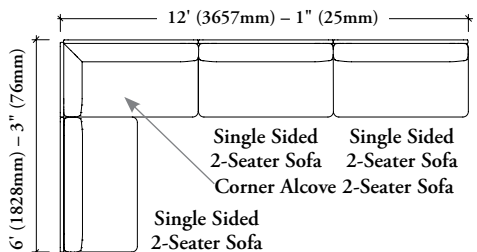


Banqs Back-to-Back Sofas



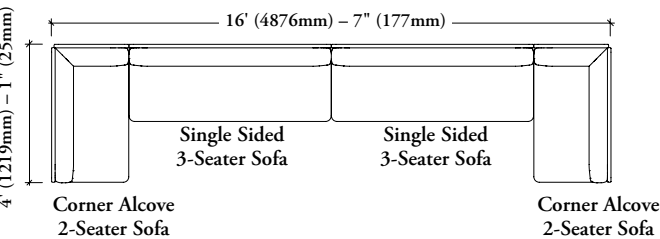
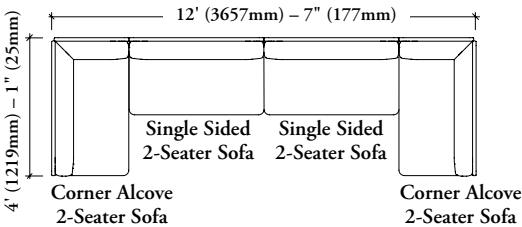
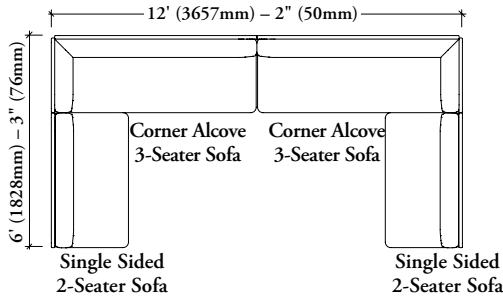
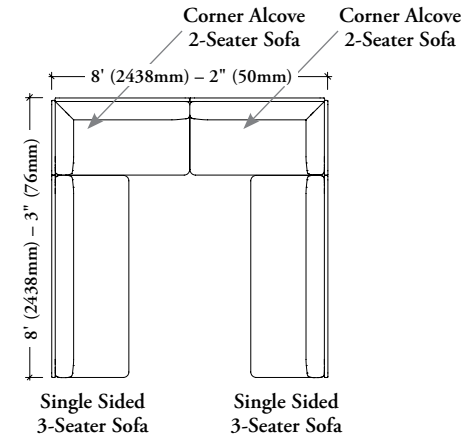
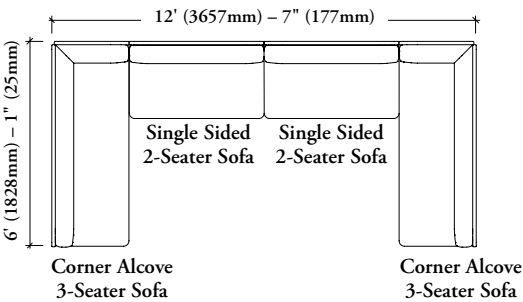
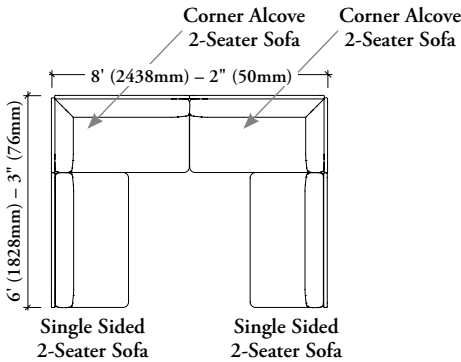
# planning with banqs benches, sofas & alcoves (continued)

## L-shaped runs

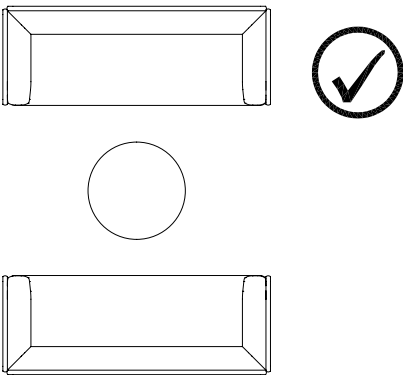
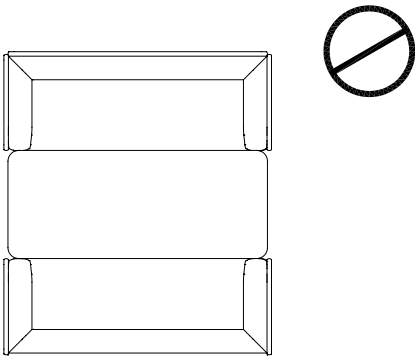


# planning with banqs benches, sofas & alcoves (continued)

U-shaped runs



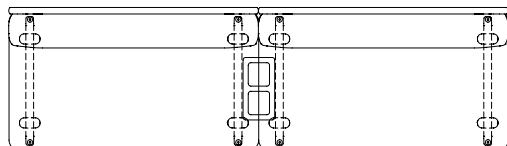
There should be leg room when planning with Full Alcove Sofas and tables.




# banqs ganging plate overview

**The following should be considered when planning with Banqs ganging plates.**

Banqs ganging plate (KLN BAG) is specified separately and connects two adjacent benches for linear planning (straight and perpendicular).

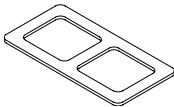


A maximum of 4 sofas or benches should be ganged together due to the leveling range.



**K L N B A G**  
**Banqs Ganging Plate**

**NOTES**  
Connects two adjacent benches for linear planning (straight and perpendicular).  
One size, Ebony paint finish.  
Includes hardware.



**PRICING**

---

---

97

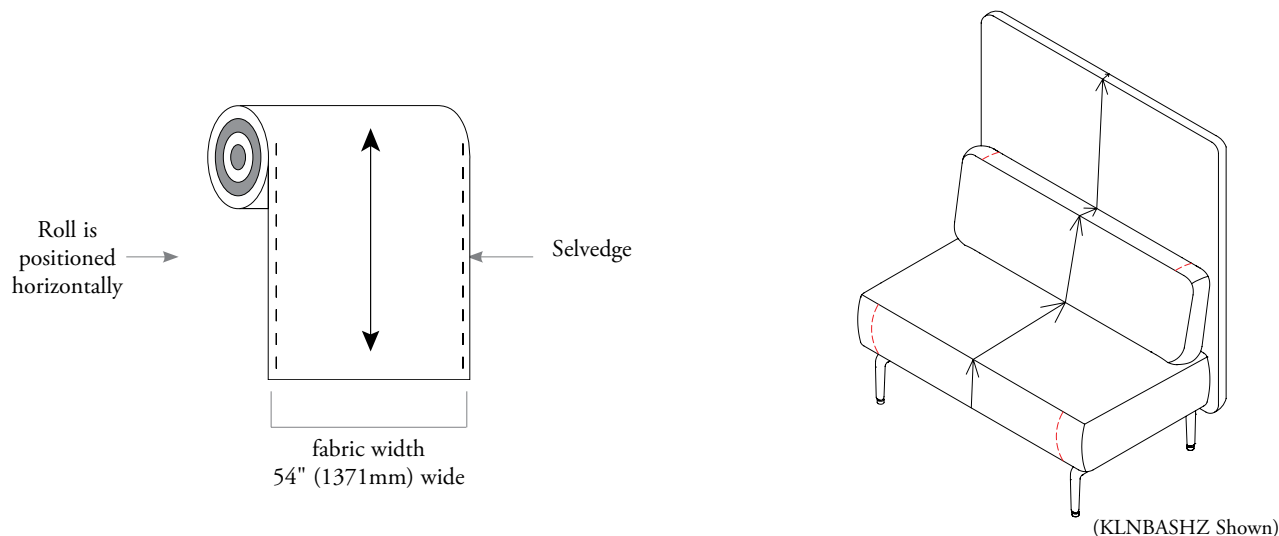
---



# fabric pattern and seam guidelines

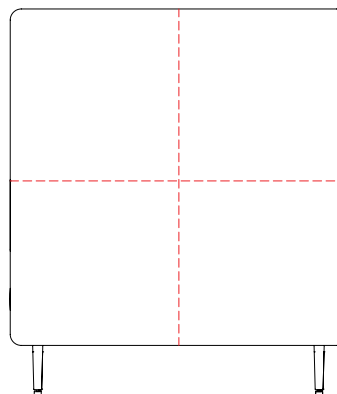
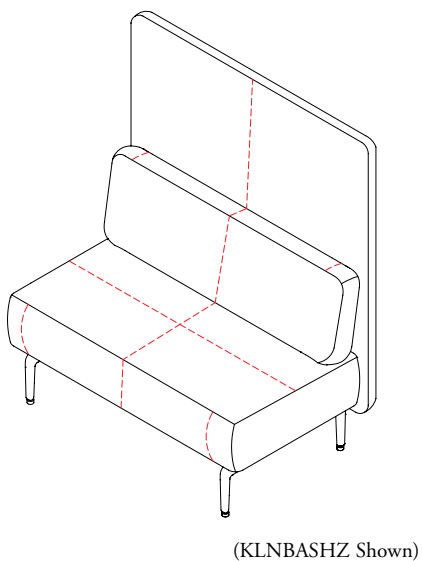
**The following should be considered when selecting fabrics on Banqs seating.**

Fabric is applied Off-the-Bolt on Banqs seating. Off-the-Bolt is a term that describes the orientation that fabric is applied to seating.



## Leather Considerations

- leather hides have variations in shaped and limited dimensions
- the leather will be divided into smaller pattern sizes and will need additional seams



## fabric pattern and seam guidelines (continued)

The following outlines where seams will be required on Banqs seating.

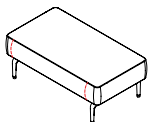
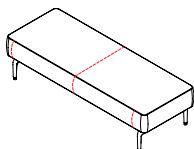
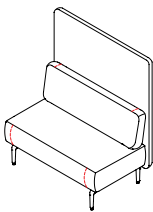
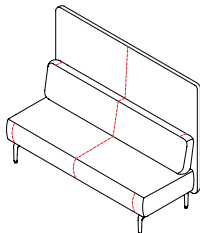
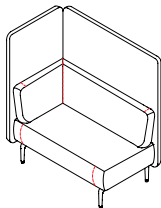
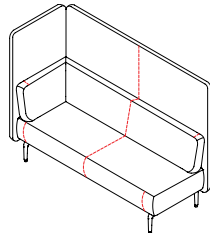
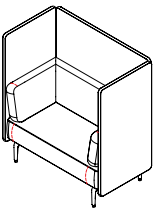
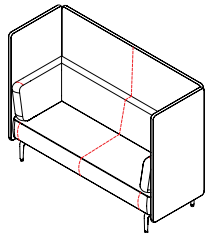
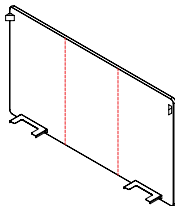
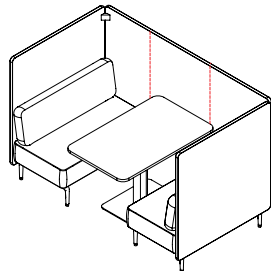
### Fabric

All fabrics for Banqs benches and sofas are applied Off-the-bolt (front to back).

Patterned upholstery can be used.

COMs will follow the same fabric orientation and pattern seams.

Seams are required in the center-line of 3-seater straight upholstered benches and sofas as indicated below. Seams are applied to the back side and front face of the bench backs.

Product	Fabric Pattern Seams	Product	Fabric Pattern Seams
Banqs Rectangular Bench - No Back 2-Seater		Banqs Rectangular Bench - No Back 3-Seater	
Banqs Single-Sided Sofa, High Screen 2-Seater		Banqs Single-Sided Sofa, High Screen 3-Seater	
Banqs Corner Alcove Sofa, High Screen, 2-Seater		Banqs Corner Alcove Sofa, High Screen, 3-Seater	
Banqs Full Alcove Sofa, High Screen, 2-Seater		Banqs Full Alcove Sofa, High Screen, 3-Seater	
High Spanning Screen		Banqs Single-Sided Sofa, High Screen, 2-Seater with High Spanning Screen and Table with Flat Base	

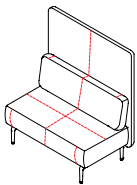
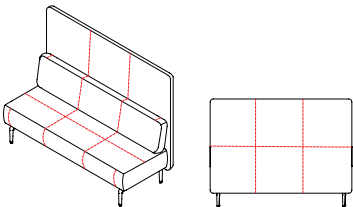
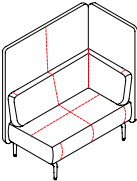
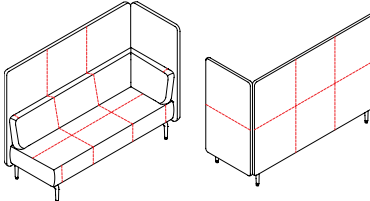
The following outlines where seams will be required on Banqs seating.

# fabric pattern and seam guidelines (continued)

## Leather

COMs will follow the same fabric orientation and pattern seams.

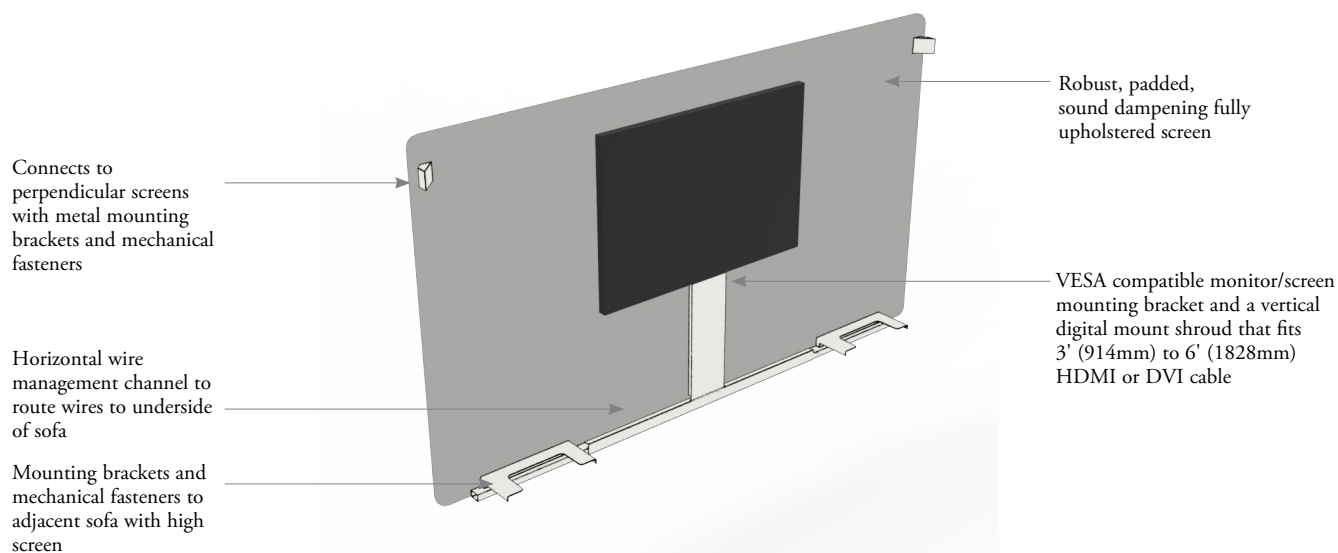
Seams are required in the center-line of 3-seater straight upholstered benches and sofas as indicated below. Seams are applied to the back side and front face of the bench backs.

Product	Leather Pattern Seams	Model	Leather Pattern Seams
Banqs – Single-Sided Sofa, High Screen, Two Seater		Banqs – Single-Sided Sofa, High Screen, Three Seater	
Banqs Corner Alcove Sofa, High Screen Small		Banqs Corner Alcove Sofa, High Screen Medium	

## banqs high spanning screen overview

The Banqs High Spanning Screens mounts perpendicular to the ends of Single or Back to Back Sofa screens to provide privacy and access to power and A/V in a booth setting.

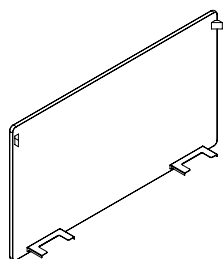
### KLNBAZ



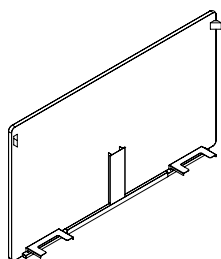
Banqs High Spanning Screen,  
84" (2133mm) Digital Share &  
Worksurface Electrics (KLNBAZD Shown)

#### Dimensions:

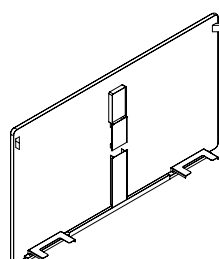
- 84" (2133mm) wide
- 55" (1397mm) high



Banqs High Spanning Screen,  
84" (2133mm), No Electrical  
Module (KLNBAZN)



Banqs High Spanning Screen,  
84" (2133mm), Worksurface  
Electrics only (KLNBAZW)



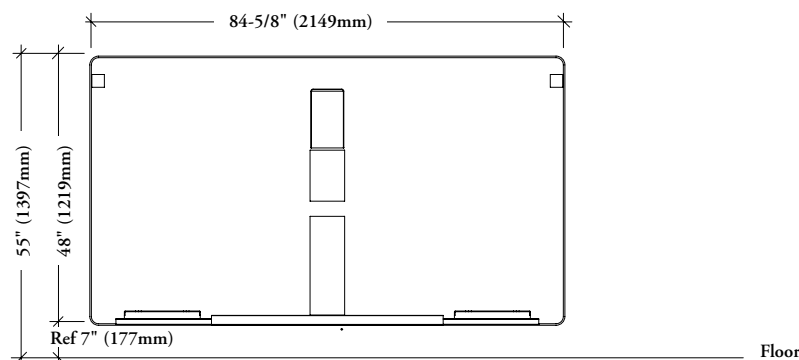
Banqs High Spanning Screen,  
84" (2133mm), Digital Share &  
Worksurface Electrics  
(KLNBAZD)

# banqs high spanning screen dimensions & material requirements

- For conversion to Metric, multiply dimension by 25.4
- Dimensions are per BIFMA CMD standards

WEIGHT	
High Spanning Screen, 84" (2133mm), No Electrical Module	70 lbs (31kg)

## High Spanning Screen, 84" (2133mm), Digital Share and Worksurface Electrics



When assembled the top of the High Spanning Screen is 55"(1397mm) from the floor to coordinate with High Sofas.

When High Spanning Screen is desired to be positioned against a wall consider the height of baseboards and other building elements that may prevent it from being flush with the surface.

## COM/COL Material Requirement

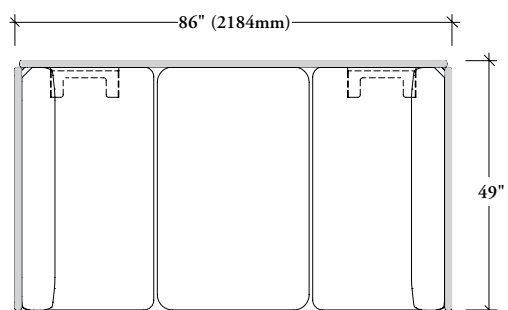
More yardage may be required depending upon the upholstery pattern, repeat, directionality and pattern matching. Leather yield varies from 60-80% and may be affected by the quality of the COL including location and quantity of blemishes, size and shape of hide. The size of the sewing pattern and the number of units ordered may also impact yield. Always round-up to the next hide.

	SINGLE UPHOLSTERY	
	Upholstery [yards]	Leather [sq. ft]
Banqs High Spanning Screen	8.5	144

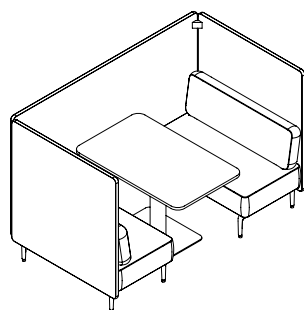
## planning with banqs high spanning screen

The following should be considered when planning with Banqs high spanning screen.

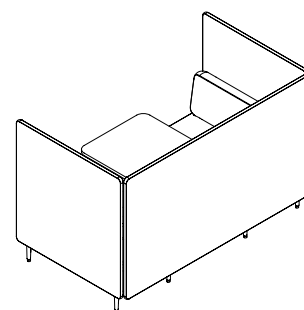
Banqs High Spanning Screens can only be used perpendicular to high screen sofas and must always be planned as a booth. High spanning screens are not freestanding.



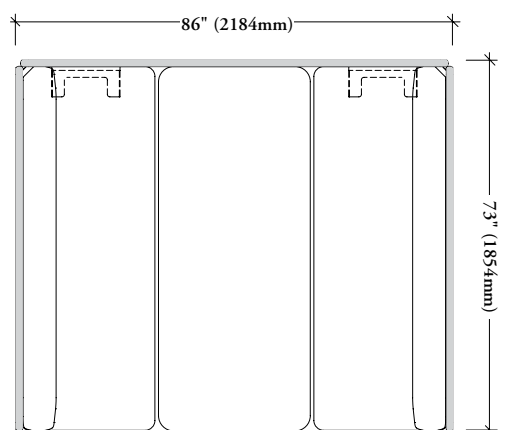
Single-Sided Sofa, High Screen, 2-Seat  
with 30" (762mm) deep x 48" (1219mm) wide Table



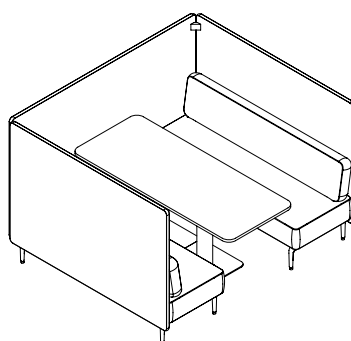
Front view



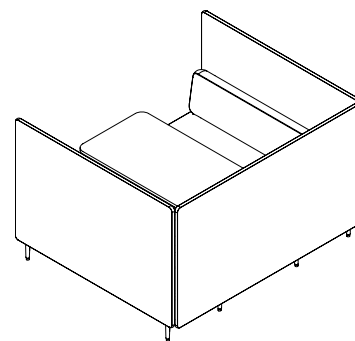
Back view



Single-Sided Sofa, High Screen, 3-Seat  
with 30" (762mm) deep x 72" (1828mm) wide Table

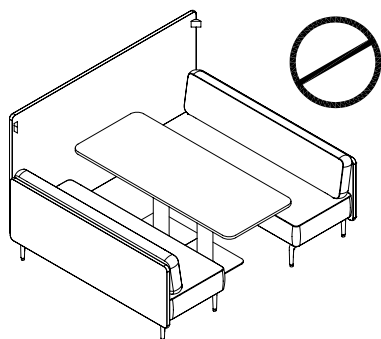


Front view



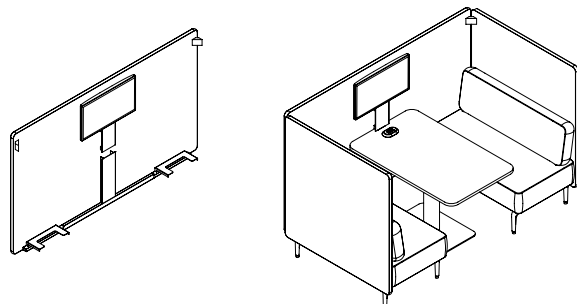
Back view

Banqs High Spanning Screens cannot be planned with Single-Sided Sofas with Low Screens.



Single-Sided Sofa, Low Screen, 3-Seat  
with 30" (762mm) deep x 72" (1828mm) wide Table

The following are the recommended TV/Monitor size and weight that should be taken into consideration when specifying a High Spanning Screen with Digital Share & Worksurface Electrics.



- Maximum TV/Monitor size is 28" (711.2mm) (measured on the diagonal)
- Maximum recommended width is 30" (762mm)
- Maximum TV/Monitor weight 20 lbs (9kg)
- TV/Monitor **cannot** be mounted on both sides of a High Spanning Screen
- Note: no tilt, pan or rotation is provided in the monitor mount
- VESA 75mm x 75mm or 100mm x 100mm hold pattern is accommodated

## FEATURES

Spanning Screen is used perpendicular to a Banqs Table and spans between (2x) Banqs Sofas with High Screens to close one end, resulting in a banquette/booth space that's screened on three sides. Spanning Screen is 84" (2133mm) W nominal x 55" (1397mm) H to optimize visual, acoustic and spatial privacy. It is sized specifically to provide ergonomic access to a 30" (762mm) D Banqs Table with Flat Base and is structural to support TVs and Monitors up to 28" (711mm) diagonal measure. Coordinating painted finish on metal channels and brackets.

Ships assembled.

## NOTES

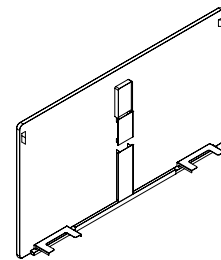
Includes corner brackets and hardware used to connect and level screen with perpendicular Banqs Sofas specified with High Screens.

Single Upholstery is available on Screen. Upholstery is applied Off-the-Bolt.

Electrical Mounting Options can be specified to provide a horizontal wire management channel below the worksurface (for Worksurface Electrics). The Digital Share and Worksurface Electrics option also includes a vertical channel and mounting bracket with 75 x 75 or 100 x 100 mm hole patterns positioned above the worksurface level, used as wire management for television and monitor mounts (TVs and monitors not supplied). TVs and monitors up to 28" (711mm) diagonal measurement can be accommodated & are ideal for the close visual proximity within the booth.

See Banqs Digital Share Wall Mount Integration Kit (KLNBAZ) for Digital Share options that are mounted directly to a wall.

## K L N B A Z Banqs High Spanning Screen



## PRODUCT OPTIONS

Size	Electrical Option	Screen Upholstery Finish	Paint Finish
84" (2133mm)	<b>N</b> No Electrical Module <b>W</b> Worksurface Electrics Only <b>D</b> Digital Share and Worksurface Electrics (Shown)	Fabric Leather	Foundation Mica Accent

## SAMPLE ORDER CODE

<b>KLNBAZ 84</b>	<b>N</b>	<b>B160</b>	<b>24</b>
------------------	----------	-------------	-----------

## DESCRIPTION

## PRICE

	Grade 1	COM/ Grade 2	COL/ Grade 3	Grade 4	Grade 5	Grade 6	Grade 7	Grade 8	Grade 9	Grade 10
No Worksurface Module	3994	4446	4873	5175	5424	5671	5974	6277	6581	6910
Leather LA										
No Worksurface Module	8590									

If Mica/Accent Paint Finish is specified add 53

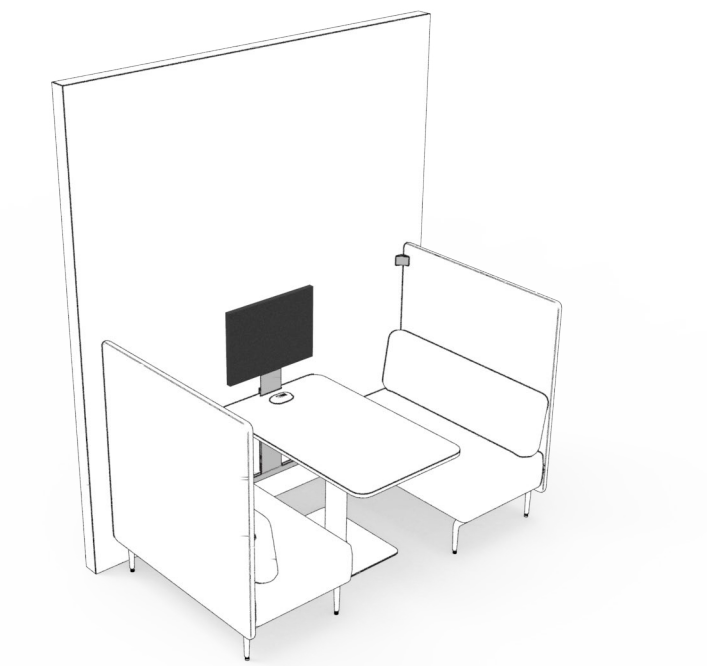
If Worksurface Electrics Only option is specified add 688

If Digital Share and Worksurface Electrics option is specified add 1377

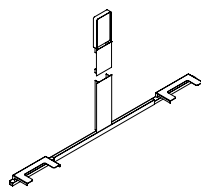
# banqs digital share wall mount integration kit overview

Banqs Digital Share Wall Mount Integration Kit is used in a booth setting that is against a building wall that requires full wire management plus a TV or monitor mount. The Banqs Wire Management Kit for Table with Power Pill at Architectural Wall provides a solutions solely for wire management below the table.

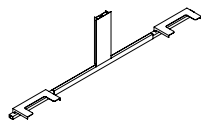
KLNBAY & KLNBAW



Banqs Digital Share Wall Mount  
Integration Kit (Shown)



Banqs Digital Share Wall Mount  
Integration Kit (KLNBAW)



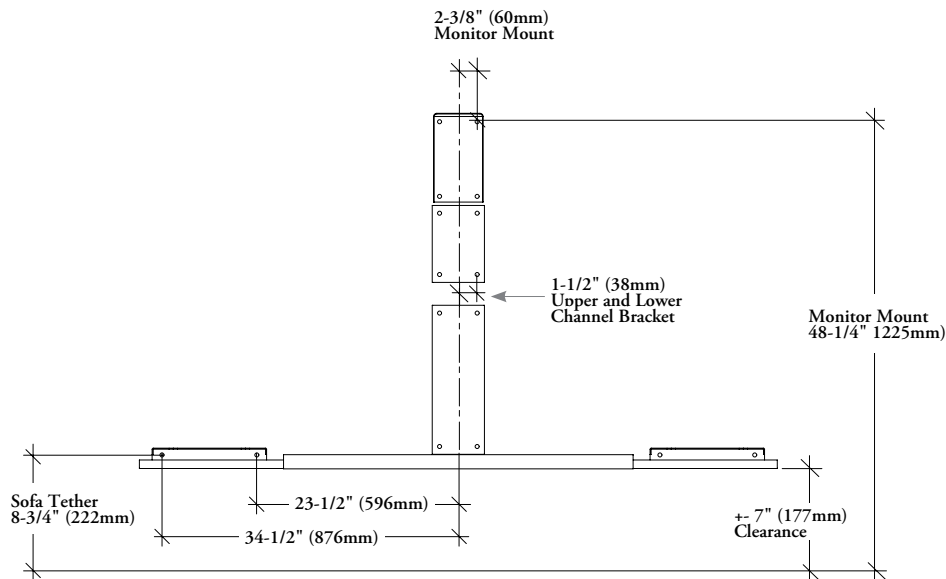
Banqs Wire Management Kit  
for Table with Power Pill at  
Architectural Wall (KLNBAW)



# banqs digital share wall mount integration kit dimensions & material requirements

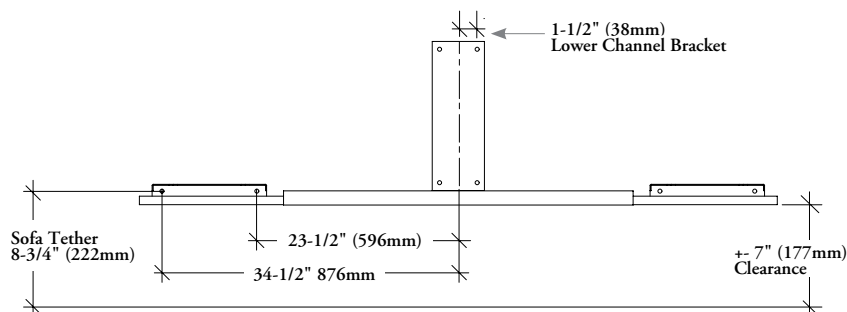
WEIGHT	
Banqs Digital Share Wall Mount Integration Kit	25 lbs (11kg)
Banqs Wire Management Kit for Table with Power Pill at Architectural Wall	20 lbs (9kg)

## Banqs Digital Share Wall Mount Integration Kit (KLNBY)

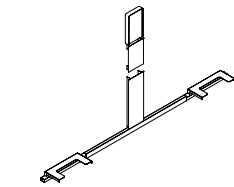


When a table is positioned against a wall there is an option to tether it to the architecture. Mounting locations are shown for planning reference only. Fasteners must be supplied by others and determined on site to suite site conditions. Coordination with sofa, table, Spanning Screen and Digital Share Wall Mount Integration Kit is required.

## Banqs Wire Management Kit for Table with Power Pill at Architectural Wall (KLNBY)



**K L N B A Y**  
**Banqs Digital Share Wall Mount**  
**Integration Kit**



**FEATURES**  
Digital Share Wall Mount Integration Kit is used in a booth setting that is against a building wall that requires a TV or monitor mount. Its height was designed to suit televisions and monitors (up to 28" (711.2mm) diagonal measurement) mounted above the 29" high Banqs Table surface.  
Painted finish on metal.

**NOTES**  
Includes a mounting bracket with VESA 75 x 75 or 100 x 100mm hole patterns and a Hat Channel to manage wires from monitor or TV to a horizontal wire management channel below table surface, connection brackets used to connect & level with adjacent Sofas Hardware to mount to wall is not provided and must be ordered by customer to suit site conditions for a secure mount.

**PRODUCT OPTIONS**

Paint Finish
Foundation
Mica
Accent

**SAMPLE ORDER CODE**

KLNBAY 24
-----------

**PRICING**

1377
------

If Mica/Accent Paint Finish is specified add 34

## FEATURES

This Wire Management Kit is used in a booth setting that is against a building wall that requires only a Power Pill in a Banqs Table with Flat Base. It is also compatible with a scenario when a TV or monitor mount is required but hard wired into the wall, concealing wires.

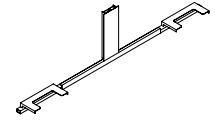
Includes Hat Channel to manage wires below the worksurface, from the Power Pill, to a horizontal wire management channel and connection brackets used to connect and level with adjacent Sofas. Does not include TV/Screen mounting bracket. Hardware to mount to wall is not provided and must be ordered by customer to suit site conditions.

Painted finish on metal

## NOTES

The Kit manages the wires below the worksurface and relays them horizontally to the location of the Banqs Single Sided or Back to Back Sofas so that the power monument may be located in the floor, below the seat.

Order KLNBAAY when a TV/Monitor is required to be surface mounted and a full wire management solution from the TV/Screen and the Power Pill to a floor monument is required.



# K L N B A X Banqs Wire Management Kit for Table with Power Pill at Architectural Wall

## PRODUCT OPTIONS

### Paint Finish

Foundation

Mica

Accent

## SAMPLE ORDER CODE

KLNBAAY 24

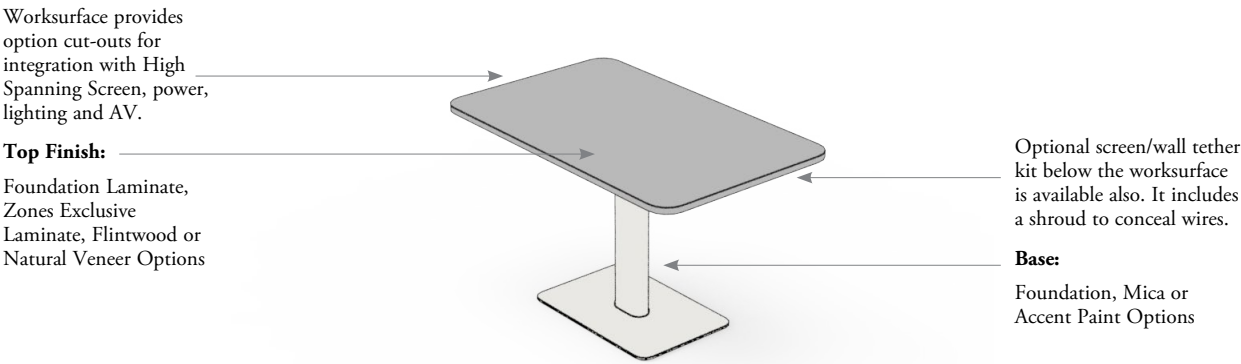
## PRICING

1101

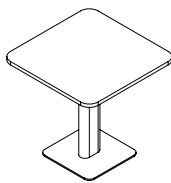
# banqs table with flat base overview

The Banqs Table with Flat Base can be used with Banqs benches and sofas or planned independently. The flat base is ideal in booth or diner applications where less obstructed foot room helps people slide in and out of the space. It also provides cut out options.

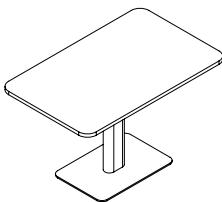
## KLNBAT



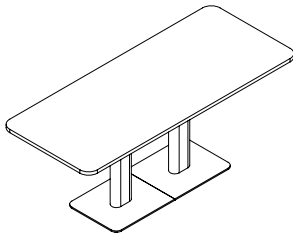
Banqs Table with Flat Base, 30" (762mm)deep x 48" (1219mm)wide



Banqs Table with Flat Base (KLNBAT)  
• 30" (762mm) deep x 30" (762mm) wide



Banqs Table with Flat Base (KLNBAT)  
• 30" (762mm) deep x 48" (1219mm) wide



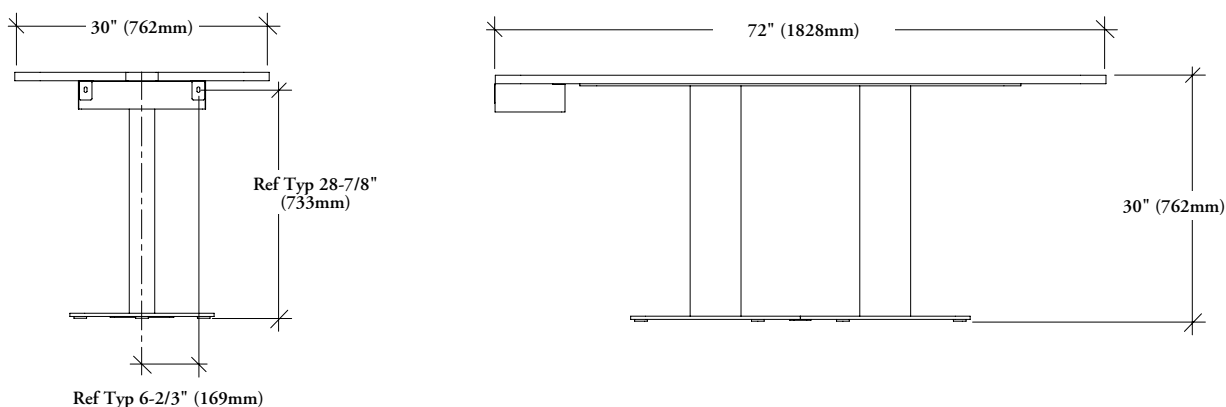
Banqs Table with Flat Base (KLNBAT)  
• 30" (762mm) deep x 72" (1828mm) wide

# banqs table with flat base dimensions & material requirements

- For conversion to metric multiply by 25.4

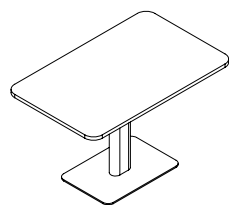
WEIGHT	
30 x 30, No Cut Out, No Wall Tether Kit	75 lbs (34kg)
30 x 48, No Cut Out, No Wall Tether Kit	99 lbs (44kg)
30 x 72, Banqs Table with Flat Base, No Cut Out, No Wall Tether Kit	220 lbs (99kg)
30 x 72, Banqs Table with Flat Base, No Cut Out, With Wall Tether Kit	220 lbs (99kg)
30 x 48 Banqs Table with Flat Base, Zones Power Pill Cut Out, With Wall Tether Kit	100 lbs (45kg)
30 x 48 Banqs Table with Flat Base, Table Lamp Cut Out, With Wall Tether Kit	100 lbs (45kg)
30 x 48 Banqs Table with Flat Base, Zones Power Pill + Digital Shroud Cut Out, With Wall Tether Kit	100 lbs (45kg)

Banqs table with flat base, 30d x 72w, Zones Small Power Pill



When a table is positioned against a wall there is an option to tether it to the architecture. Mounting locations are shown for planning reference only. Fasteners must be supplied by others and determined on site to suite site conditions. Coordination with sofa, table, Spanning Screen and Digital Share Wall Mount Integration Kit is required.

K L N B A T  
Banqs Table with Flat Base



**FEATURES**  
Table height is 29" (736mm) H Task Height. 72" (1828mm)W Table has two columns to support table top.  
Table leg paint finish defaults to Base Finish.  
Flat base includes 4 micro-leveling shims, providing 1/16" (29mm) each to a total of 1/4" (6.35mm) micro-leveling range when fully stacked.  
Screen/Wall Tether Kit is below the table surface & includes a shroud. It is a default when a Cut-Out is specified. It is an option when No Cut-Out is specified. Screen/Wall Tether Kit paint finish defaults to Greystone.

**NOTES**  
Worksurface Cut-Outs are to accommodate Zones Power Box (MZNBL4), Banqs Screens with Digital Mount Shroud & Zones Table Lamp (ZNETL) which are all purchased separately. Cut-Outs are at one short-end of the table where Table to Screen/Wall Tether will occur. Power, Table Lamp & Screen options are not available for the 30x30 table.  
Zones Exclusive Laminate includes Greystone, Greystone Beech & Natural Beech.  
For applicable Edge Trim Styles, edge trim finish defaults to surface finish.

PRODUCT OPTIONS

Depth	Width	Cut Out
30	30, 48, 72	<b>N</b> No Cut Out <b>E</b> Zones Small Power Box <b>F</b> Zones Small Power Box and Digital Mount Shroud <b>L</b> Zones Table Lamp

SAMPLE ORDER CODE

KLNBAT 30	72	E
-----------	----	---

PRODUCT OPTIONS (CONTINUED)

Surface Finish	Edge Trim Style	Base Finish	Screen/Wall Tether Kit
Foundation Laminate Flintwood Natural Veneer <b>2Q</b> Greystone Beech <b>2R</b> Natural Beech	<b>6</b> Straight Trim <b>H</b> Full Knife	Foundation Mica Accent	<b>N</b> No Kit <b>Y</b> With Kit

SAMPLE ORDER CODE (CONTINUED)

2Q	6	24	Y
----	---	----	---

See pricing on the following page.

# K L N B A T

## Banqs Table with Flat Base (Continued)

### DIMENSIONS INCHES / MM

D	W
30 / 762	30 / 762
30 / 762	48 / 1219
30 / 762	72 / 1829

### PRICING

#### NO CUT OUT

FOUNDATION LAMINATE		FLINTWOOD		NATURAL VENEER		ZONES EXCLUSIVE LAMINATE	
Straight Edge	Full Knife Edge	Straight Edge	Full Knife Edge	Straight Edge	Full Knife Edge	Straight Edge	Full Knife Edge
1308	1308	1762	2029	1787	2057	1308	1308
1719	1719	2375	2740	2403	2765	1719	1719
2578	2578	3571	4092	3599	4120	2578	2578

#### ZONES POWER BOX / ZONES TABLE LAMP CUT OUT

FOUNDATION LAMINATE		FLINTWOOD		NATURAL VENEER		ZONES EXCLUSIVE LAMINATE	
Straight Edge	Full Knife Edge	Straight Edge	Full Knife Edge	Straight Edge	Full Knife Edge	Straight Edge	Full Knife Edge
1795	1795	2450	2815	2478	2842	1795	1795
2655	2655	3645	4166	3673	4194	2655	2655

#### ZONES POWER BOX AND DIGITAL MOUNT SHROUD CUT OUT

FOUNDATION LAMINATE		FLINTWOOD		NATURAL VENEER		ZONES EXCLUSIVE LAMINATE	
Straight Edge	Full Knife Edge	Straight Edge	Full Knife Edge	Straight Edge	Full Knife Edge	Straight Edge	Full Knife Edge
1837	1837	2492	2854	2519	2882	1837	1837
2695	2695	3686	4210	3713	4235	2695	2695

If Mica/Accent Paint Finish is specified add 53

## banqs table with 4-prong base overview

Banqs Table with 4-Prong Base can be used with Banqs benches and sofas or independently.

KLNBAU

**Top Finish:**

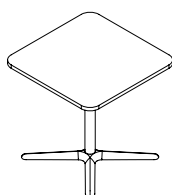
Foundation Laminate,  
Zones Exclusive  
Laminate, Flintwood or  
Natural Veneer Options



**Base:**

Foundation, Mica or  
Accent Paint Options

Banqs Table with 4-Prong Base,  
30" (762mm) x 30" (762mm)



Banqs Table with  
4-Prong Base (KLNBAU)  
• 30" (762mm) deep x  
30" (762mm) wide



## FEATURES

Table height is 29" (736mm)H Task Height

All metal finishes default to Base Finish.

Includes multi-surface leveling glides.

## NOTES

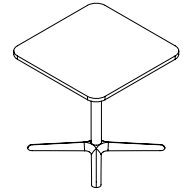
For applicable Edge Trim Styles, edge trim finish defaults to surface finish.

Cut-outs are not available. See Banqs Table with Flat Base (KLNBAU) for Tables with cut-out options.

Zones Exclusive Worksurface Laminate includes Greystone, Greystone Beech and Natural Beech

# K L N B A U

## Banqs Table with Four-Prong Base



## PRODUCT OPTIONS

Depth	Width	Surface Finish	Edge Trim Style	Base Finish
30	30	Foundation Laminate Flintwood Natural Veneer Zones Exclusive Laminate	6 Straight Trim H Full Knife	Foundation Mica Accent

## SAMPLE ORDER CODE

KLNBAU 30	30	LW	6	24
-----------	----	----	---	----

## DIMENSIONS INCHES / MM

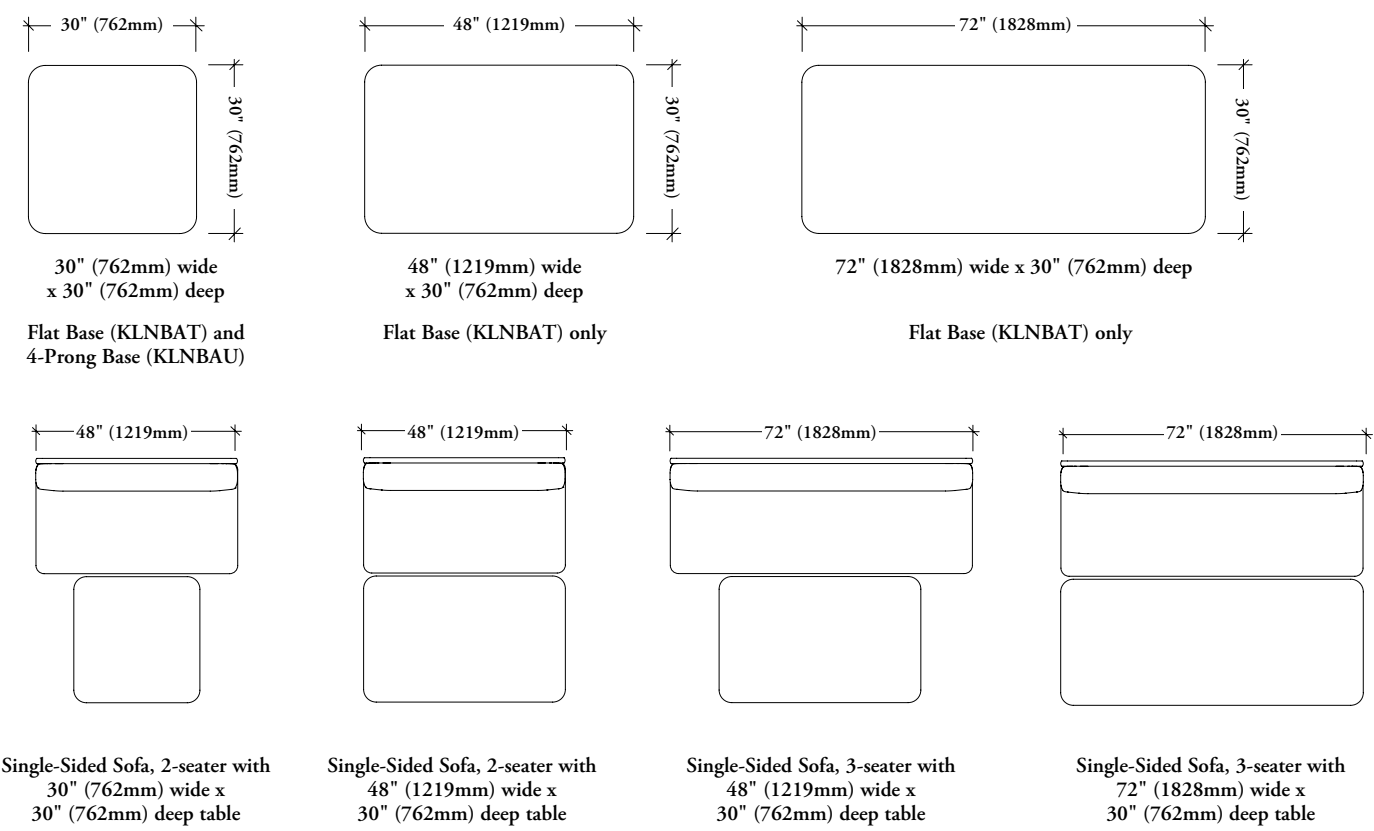
## PRICING

D	W	FOUNDATION LAMINATE		FLINTWOOD		NATURAL VENEER		ZONES EXCLUSIVE LAMINATE	
		Straight Edge	Full Knife Edge	Straight Edge	Full Knife Edge	Straight Edge	Full Knife Edge	Straight Edge	Full Knife Edge
30 / 762	30 / 762	965	965	1417	1687	1445	1715	965	965

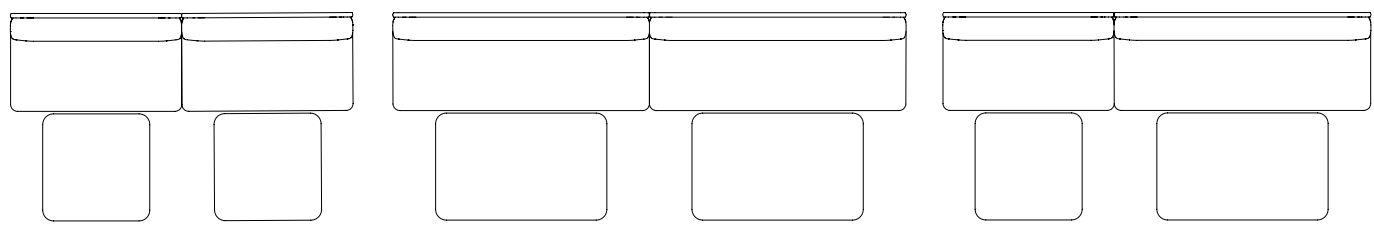
If Mica/Accent Paint Finish is specified add 53

# planning with banqs tables


The following should be considered when planning with Banqs tables.



For linear planning, Banqs are sized to allow a user to pass between two tables to allow access to sofas. In this scenario, the tables are freestanding and either the Banqs tables with a Flat Base or 4-Prong Base can be specified. A minimum 18" (457mm) distance between tables is suggested for clearance.



For Back-to-Back planning and to create booths, Banqs tables with Flat Bases are sized to be used with or without a High Spanning Screen. Their flat bases improve access and egress to the booth. Tables with Flat Bases also provide cut-out options to accommodate the High Spanning Screen's power and AV options as well as lighting.

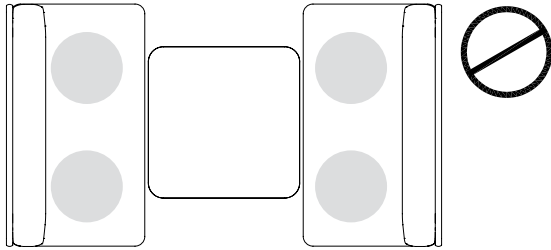


# planning with banqs tables (continued)

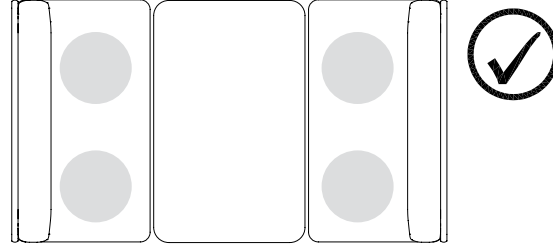
## Recommended Occupancy

The following outlines the recommended occupancy for tables when planned in a booth.

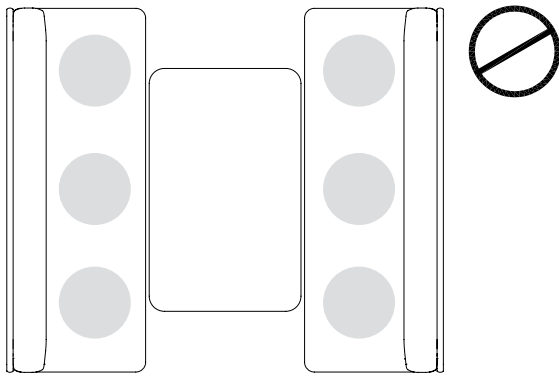
-Tables should be planned the same width as the sofas



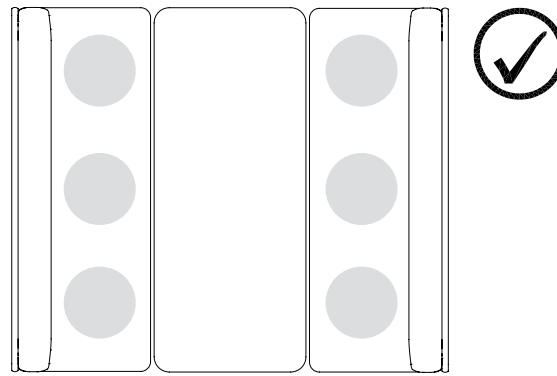
- 2-Seater Sofa
- 30" (762mm)w x 30" (762mm)d Table



- 2-Seater Sofa
- 48" (1219mm)w x 30" (762mm)d Table

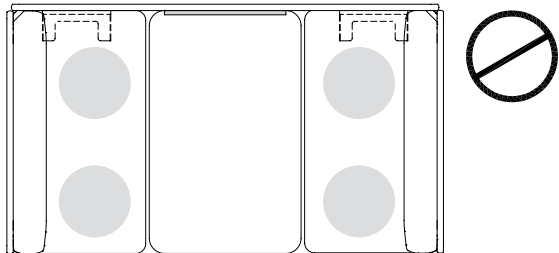


- 3-Seater Sofa
- 48" (1219mm)w x 30" (762mm)d Table

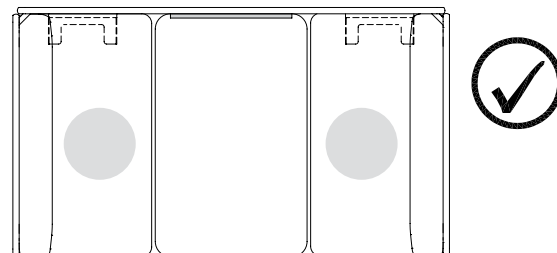


- 3-Seater Sofa
- 72" (1828mm)w x 30" (762mm)d Table

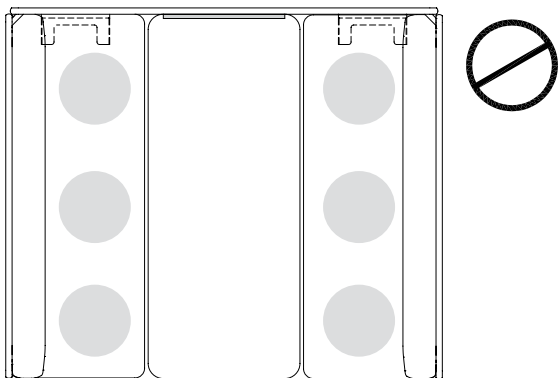
The following outlines the recommended occupancy for tables when planned in a booth with Banqs High Spanning Screens when an A/V monitor or screen is mounted since all attendees should be able to clearly view the screen.



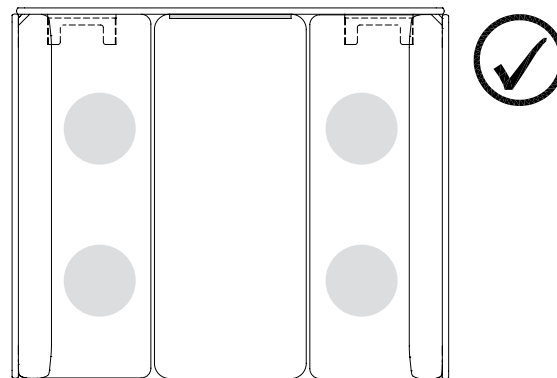
- 2-Seater Sofa
- 48" (1219mm)w x 30" (762mm)d Table
- High Spanning Screen



- 2-Seater Sofa
- 48" (1219mm)w x 30" (762mm)d Table
- High Spanning Screen



- 3-Seater Sofa
- 48" (1219mm)w x 30" (762mm)d Table
- High Spanning Screen



- 3-Seater Sofa
- 48" (1219mm)w x 30" (762mm)d Table
- High Spanning Screen

## planning with banqs tables (continued)

### power and lighting

Banqs tables have the following power and lighting capabilities. Power and lighting accessories must be purchased separately.

- no power
- cut outs for mounting a Zones Table lamp
- cut outs for worksurface electrics
- cut outs for surface power and digital mount shrouds



No electrics (High Spanning Screen not required)



Zones Table Lamp (ZNET)

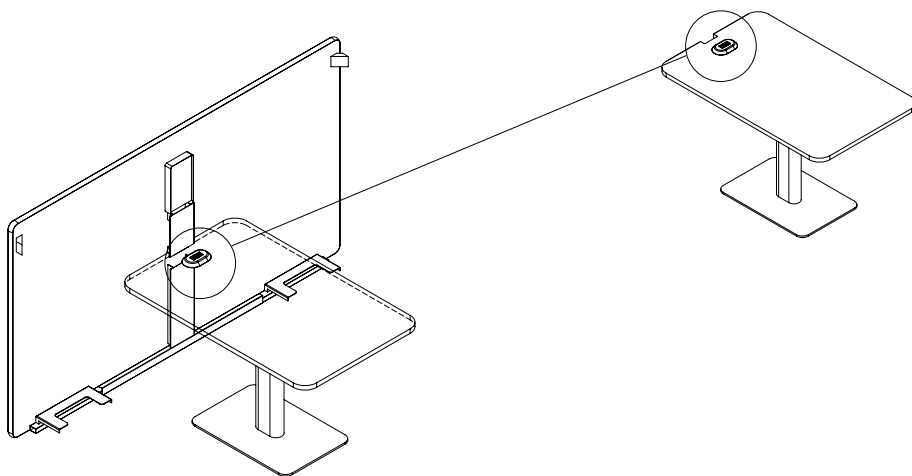


Zones Power Box (MZNBL4)



Zones Power Box (MZNBL4) with Digital Share & Worksurface Electrics (KLNBAZ)

When a High Spanning Screen with Digital Share & Worksurface Electrics (KLNBAZ84D) is required, a Zones Power Box must be specified as well as the table with the corresponding cut-outs.




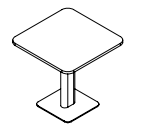
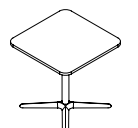
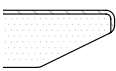
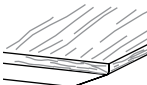
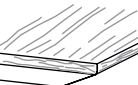
Banqs Table with Flat Base with Zones Power Box (MZNBL4), & Digital Mount Shroud

The following TV/Monitor sizes are recommended when specifying the option of Digital Mount Shroud

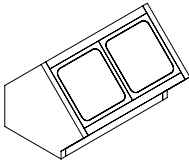
- 24" (609mm) to 28" (711mm) monitor size (measured on the diagonal)
- Will accommodate monitors up to 20 lbs (9kg) maximum one monitor
- VESA 75 x 75 or 100 x 100 mm

# banqs tables edge trim style overview

The chart below indicates which edge trim style can be specified with each Banqs tables.

		Banqs Table with Flat Base (KLNBAT)	Banqs Table with 4-Prong Base (KLNBAU)
Straight Edge			
Full Knife User Edge			

K L N B S M 2  
Netbox Smart 2-Gang



**NOTES**  
Side Cover finish to be defaulted as per module finish.  
Comes with mounting bracket.

**WHAT'S INCLUDED**  
1 Netbox with mounting hardware and 3 meter long starter cable.

PRODUCT OPTIONS

Power	Country	USB Charger	Frame & Module Finish
<b>P0</b> 0 Power	<b>01</b> GB	<b>U0</b> 0 USB	<b>SB</b> Silver Black
<b>P1</b> 1 Power	<b>02</b> Schuko	<b>C2</b> USB C + USB A	<b>SW</b> Silver White
<b>P2</b> 2 Power	<b>03</b> IND-EU	<b>C4</b> 2X USB C + USB A	<b>CB</b> Champagne Black
	<b>04</b> Thailand		<b>CW</b> Champagne White
	<b>05</b> Japan		<b>BB</b> Black Black
	<b>06</b> Australia		<b>WW</b> White White
	<b>07</b> International		
	<b>08</b> China		
	<b>09</b> India 3 Pin		
	<b>10</b> Philippines		
	<b>11</b> Indonesia		

SAMPLE ORDER CODE

<b>KLNBSM2 P1</b>	<b>01</b>	<b>C2</b>	<b>SB</b>
-------------------	-----------	-----------	-----------

POWER

Netbox Smart 2-Gang, 0 Power
Netbox Smart 2-Gang, 1 Power
Netbox Smart 2-Gang, 2 Power

PRICING

0 USB Charger	USB C + USB A	2X USB C + USB A
N/A	N/A	772
N/A	600	N/A
274	N/A	N/A

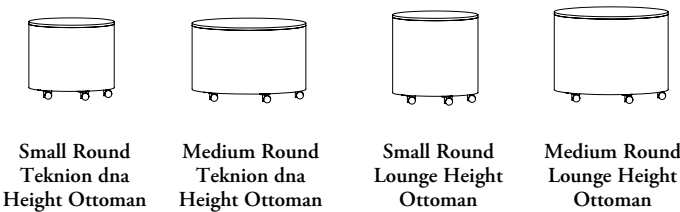


collaborative ottoman overview

The Collaborative Ottoman provides casual seating for guests in a workstation or lounge environment. In a lounge, the Ottoman can be used in their own grouping or intermingled with other lounge seating, such as Teknion dna.

- Collaborative Ottomans have been designed and tested for users weighing up to 300 lbs (136kg)/seat.
- Collaborative Ottomans are equipped with casters intended for use on carpeted surfaces. Use of these casters on hard surfaces could result in unexpected rolling and tipping. Casters designed for use on hard surfaces are available. If in doubt, see your dealer for appropriate selection.

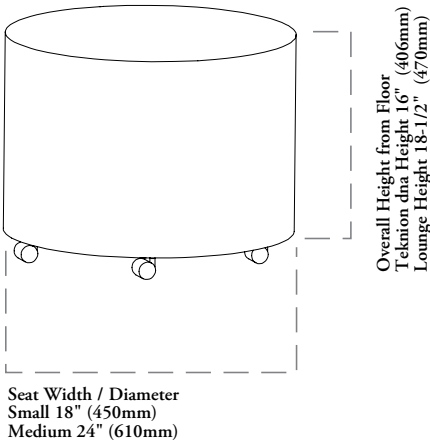
Statement of Line



Dimensions

For Conversion to Metric, multiply dimension by 25.4.

WEIGHT	
Small	11 – 16 lbs (5 – 7kg)
Medium	18 – 24 lbs (8 – 10kg )



COM/COL Material Requirement

More yardage may be required depending upon the upholstery pattern, repeat, directionality and pattern matching. Leather yield varies from 60-80% and may be affected by the quality of the COL including location and quantity of blemishes, size and shape of hide. The size of the sewing pattern and the number of units ordered may also impact yield. Always round-up to the next hide.

	SINGLE UPHOLSTERED		DUAL UPHOLSTERED	
	COM [yards]	COL [sq. ft]	Base COM [yards]	Top COM [yards]
Round Ottoman, Small, Teknion dna Height	1	12.25	1	0.7
Round Ottoman, Medium, Teknion dna Height	1.75	16	1.0	0.75
Round Ottoman, Small, Lounge Height	1.25	14	1.13	0.7
Round Ottoman, Medium, Lounge Height	1.75	18.5	1.13	0.75



## FEATURES


- Fully upholstered, fixed height, casual seating solution to be used alone or in groups
- Optional Small (450mm) and Medium (610mm) diameter seat size
- Optional Teknion dna appropriate seat height (406mm) as well as a typical Lounge height (470mm)
- Hard casters are standard and finished in Ebony. Soft casters and glides also available

## NOTES

Dual Upholstered option allows an upholstery finish on the top surface to differ from the body (sides).

When Top Upholstery style is specified in Leather or Vinyl and Medium seat diameter is specified, top surface is divided into quadrants and top stitched.

# KLNCOR Collaborative Ottoman – Round



## PRODUCT OPTIONS

Seat Diameter	Seat Height	Upholstery Style	Base Upholstery Style	Top Upholstery Style	Casters/Glides
<b>S</b> Small 450mm	<b>D</b> Teknion dna Height 406mm	<b>S</b> Single	Fabric	Fabric	~ Casters, Hard
<b>M</b> Medium 610mm	<b>L</b> Lounge Height 470mm	<b>D</b> Dual	Leather	Leather	<b>A</b> Casters, Soft
					<b>B</b> Glides, Hard
					<b>C</b> Glides, Soft

## SAMPLE ORDER CODE

<b>KLNCOR S</b>	<b>D</b>	<b>D</b>	<b>E523</b>	<b>E524</b>	<b>B</b>
-----------------	----------	----------	-------------	-------------	----------

## DESCRIPTION

### SINGLE UPHOLSTERED (S)

Small Round Ottoman Teknion dna Height
Small Round Ottoman Lounge Height
Medium Round Ottoman Teknion dna Height
Medium Round Ottoman Lounge Height

## PRICE

Grade 1	COM/ Grade 2	COL/ Grade 3	Grade 4	Grade 5	Grade 6	Grade 7	Grade 8	Grade 9	Grade 10
812	845	876	912	944	979	1011	1045	1076	1144
845	876	912	944	979	1011	1045	1076	1109	1180
1045	1076	1109	1144	1180	1207	1243	1280	1313	1377
1076	1109	1144	1180	1207	1243	1280	1313	1342	1411

Leather  
LA

Small Round Ottoman Teknion dna Height
Small Round Ottoman Lounge Height
Medium Round Ottoman Teknion dna Height
Medium Round Ottoman Lounge Height

1144
1180
1377
1411

If Dual Upholstery (D) is specified, for top style add 166

If Soft Casters are specified add 29

If Hard Glides are specified add 29

If Soft Glides are specified add 45

multi-use chairs

# multi-use chairs

PRODUCT MAP / TABLE OF CONTENTS. . . . . 153

UNDERSTANDING SPROUT STOOL & TABLES . . . . . 155

    SPROUT STOOL OVERVIEW . . . . . 156

    SPROUT DIMENSIONS & MATERIAL REQUIREMENTS . . . . . 157

    PLANNING WITH SPROUT STOOLS . . . . . 158

    SPROUT TABLE OVERVIEW. . . . . 160

    SPROUT TABLES DIMENSIONS & MATERIAL REQUIREMENTS . . . . . 162

    PLANNING WITH SPROUT TABLES. . . . . 164

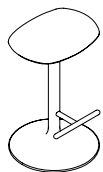
    SPROUT PRODUCT LISTING . . . . . 166



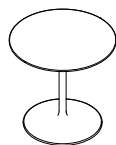
## product map

### Sprout

Pages 166



Sprout Stool



Sprout Round Table



Sprout Soft-Square  
Table



## understanding sprout stools & tables

The Sprout collection of stools and tables is inspired by nature – budding flowers, foliage and branches at varying stages of size and growth. Each can be displayed solo, like a small flower in a bud vase, or be part of a larger arrangement of similar or varying colors and textures.

### sprout stools

Sprout Stools are portable and casual and ideal for use in workplaces, phone booths, cafeterias, retail and educational settings.

They are available in three heights:

- Task Height
- Bar Height



### sprout round tables

Sprout Round Tables also with trumpet bases, are ideal for use in any setting and complement Sprout Stools.

They are available in four heights:

- Lounge Height
- Task Height
- Bar Height



### sprout soft square tables

Sprout Soft Square Tables with trumpet bases are ideal for use in any setting and complement sprout stools.

They are available in four heights:

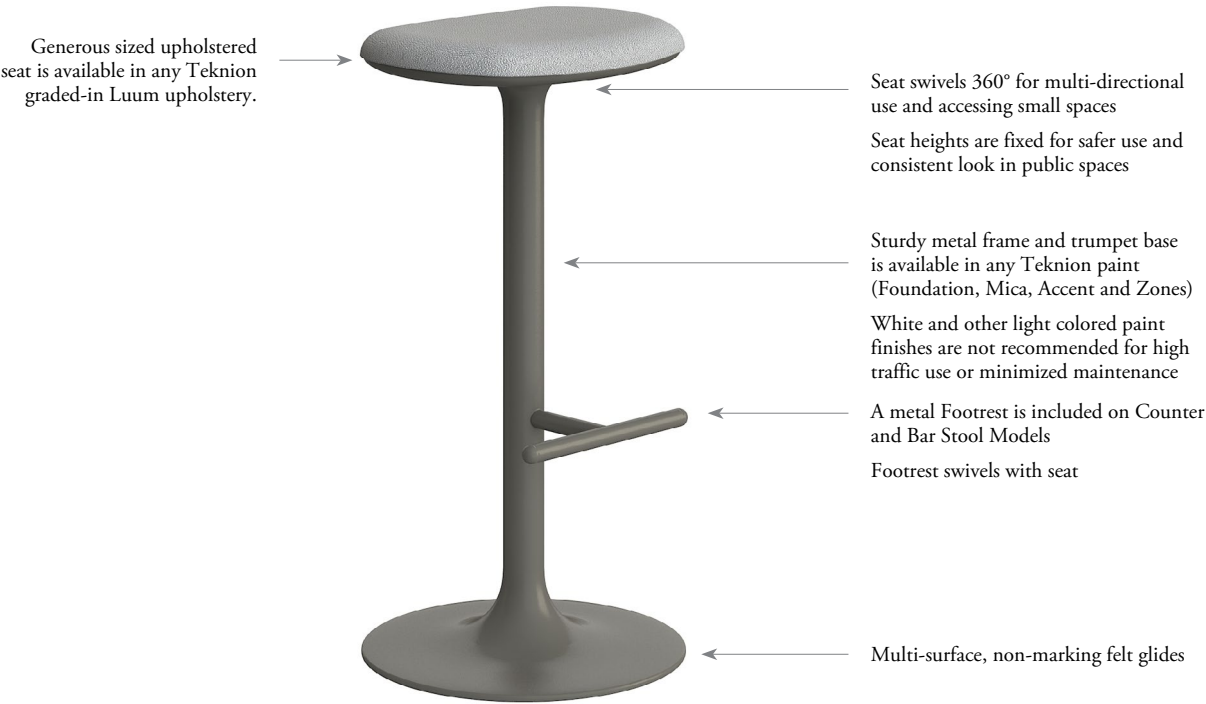
- Lounge Height
- Task Height
- Bar Height



# sprout stool overview

The Sprout Stool is a portable, casual stool ideal for use in workplaces, phone booths, cafeterias, cafes, retail and educational settings. Optional Seat Heights are fixed in task, counter or bar height which is more safe and ideal for commercial applications.

## Sprout Stool (KLNSPS)



statement of line





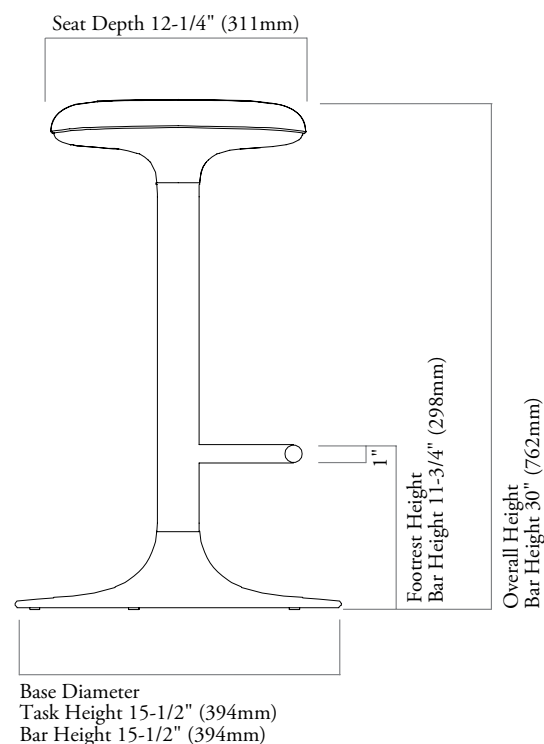
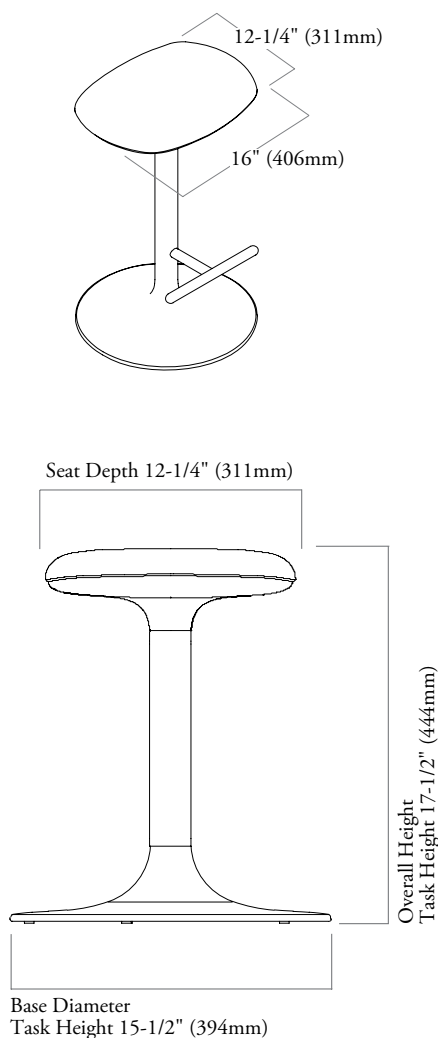
# sprout dimensions & material requirements

## features

- Designed and tested for users up to 300 lbs
- Meets ANSI/BIFMA Requirements
- The Sprout Stool seat is generously proportioned and has rounded edges for added comfort

## weight

Task Height	17 lbs
Bar Height	20 lbs



## COM/COL material requirement

The pattern, repeat and directionality of fabric may increase the amount of yardage required.

Leather quantities should always be rounded up to the next hide size, as yields vary from 60-80% and are affected by the quality, size and shape of the hide, and by the location and quantity of blemishes.

	SINGLE UPHOLSTERED	
	COM [yards]	COL [sq. ft]
Task Height	0.5	2.5
Bar Height	0.5	2.5

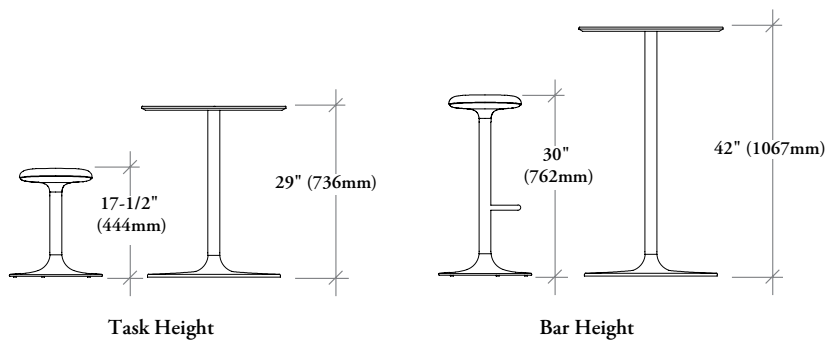
## planning with sprout stools

The Sprout Stool can be used in a variety of application throughout a workspace.

- Sprout Stools can be used on their own, with millwork or tables. Sprout Tables complement the Sprout Stools and are available in coordinating sizes

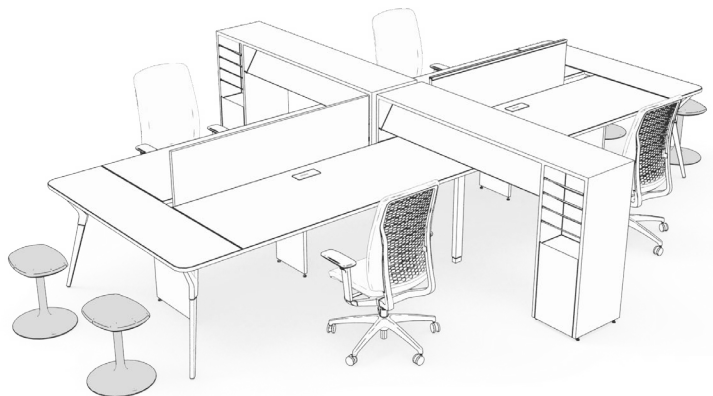
Sprout Stools are available in three different heights:

- Task Height
- Bar Height



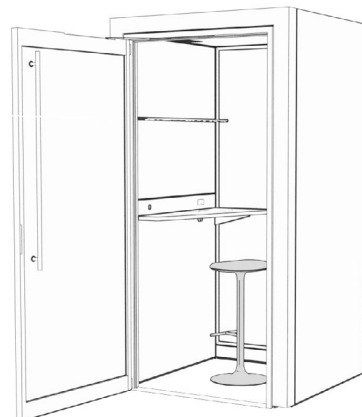
Sprout Stools can be planned in a variety of ways to create different workspaces and environments within a corporate, commercial, public or residential space.

### workspaces



A contemporary, compact, fun solution for casual guest seating in a workstation.

### casual privacy



Sprout Stools at Bar Height complement the Tek Booth phone booth. The swivel seat enables you to easily get in and out of the space.

## planning with sprout stools (continued)

### lounge & casual



Blend with other products like Zones, Banqs and Teknion DNA to provide more casual solutions.

### cafes & hospitality



Blend with Sprout Tables and Banqs banquettes to create interesting spaces and varying heights across a cafeteria.

### collaborative



### educational



Apply Luum polyurethane upholstery to the seat to make a more durable solution.

### retail



Consider as a casual customer perching stool or to rest your bags at a teller or retail counter.

# multi-use chairs

---

## sprout table overview

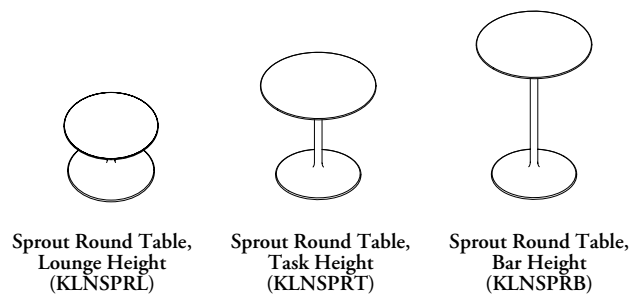
### Sprout Round Table (KLNSPR) (shown)



Available in the following sizes:  
- 24" (610mm) diameter  
- 30" (762mm) diameter

---

### statement of line



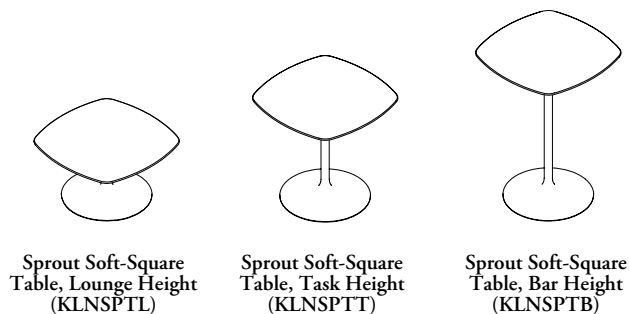
## sprout table overview (continued)

### Sprout Soft Square Table (KLNSPT)



Available in the following sizes:  
- 24" (610mm) deep x 24" (610mm) wide  
- 30" (762mm) deep x 30" (762mm) wide

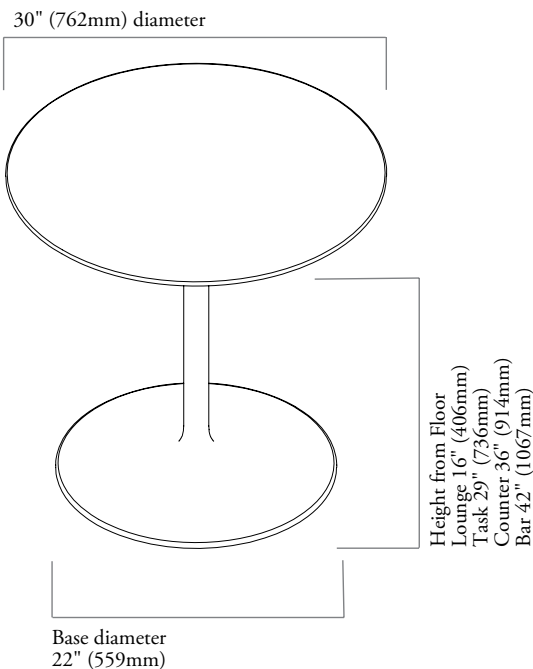
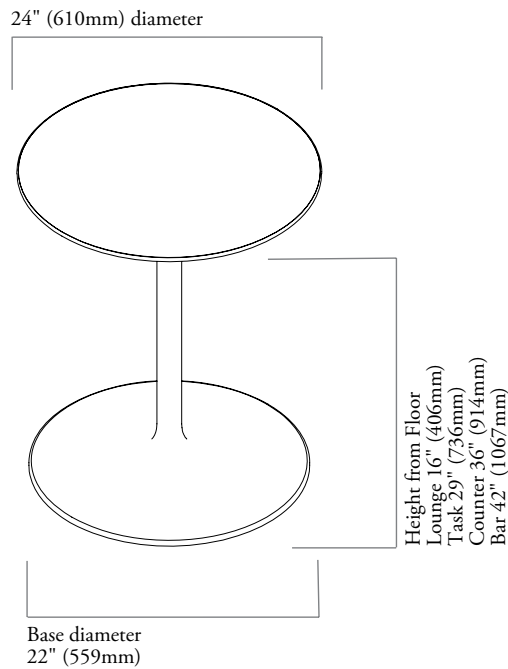
### statement of line



sprout tables dimensions & material requirements

weight

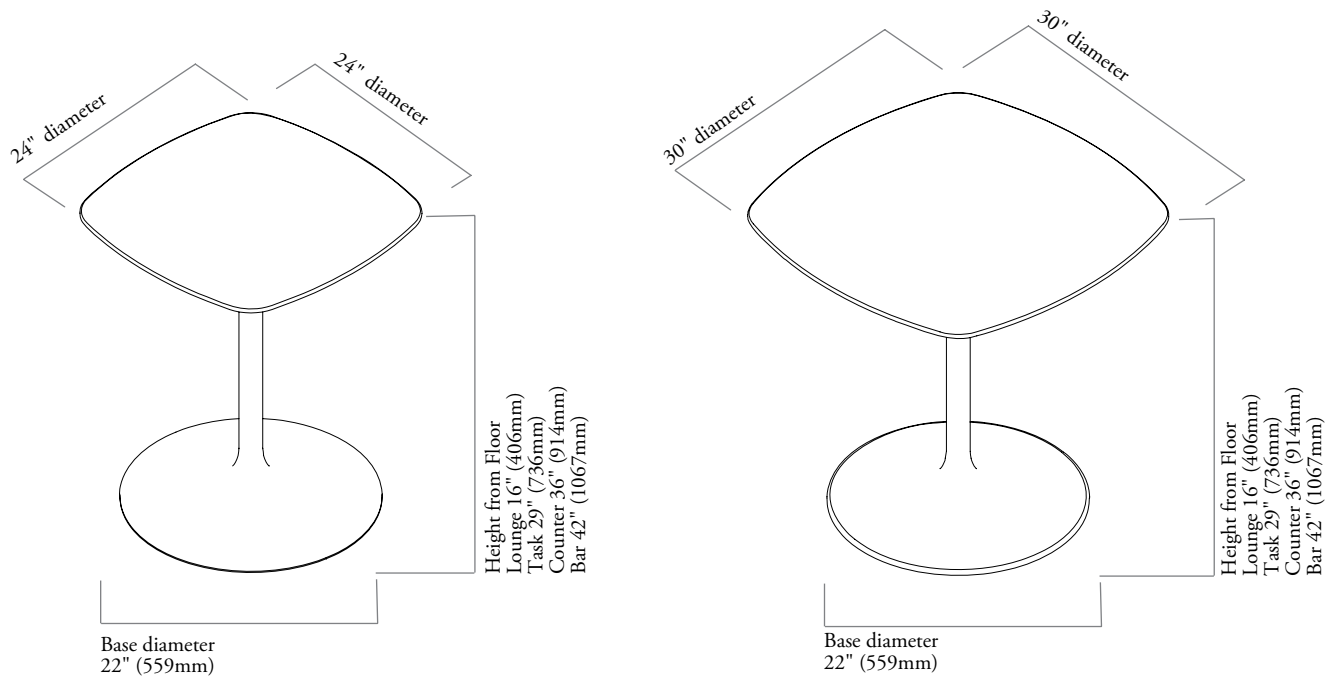
Sprout Round Table, Lounge Height, 24" (610mm) diameter	69lbs
Sprout Round Table, Lounge Height, 30" (762mm) diameter	76lbs
Sprout Round Table, Task Height, 24" (610mm) diameter	71lbs
Sprout Round Table, Task Height, 30" (762mm) diameter	78lbs
Sprout Round Table, Bar Height, 24" (610mm) diameter	73lbs
Sprout Round Table, Bar Height, 30" (762mm) diameter	80lbs



# sprout tables dimensions & material requirements (continued)

## weight

Sprout Soft-Square Table, Lounge Height, 24" (610mm) diameter	71 lbs
Sprout Soft-Square Table, Lounge Height, 30" (762mm) diameter	79 lbs
Sprout Soft-Square Table, Task Height, 24" (610mm) diameter	73 lbs
Sprout Soft-Square Table, Task Height, 30" (762mm) diameter	81 lbs
Sprout Soft-Square Table, Bar Height, 24" (610mm) diameter	75 lbs
Sprout Soft-Square Table, Bar Height, 30" (762mm) diameter	83 lbs

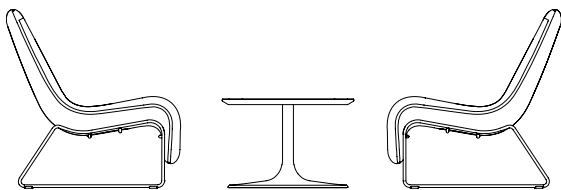


# planning with sprout tables

Sprout Tables can be used with Sprout Stools, with other chairs and stools or own their own for stand-up applications.


Sprout Tables are available in lounge, task, counter and bar height to allow for different meeting styles.

## lounge



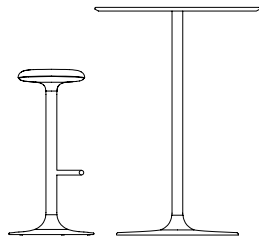
Lounge Height 16" (406mm) High

## touch-down working and meeting



Task Height 29" (736mm) High

## hospitality and cocktail receptions

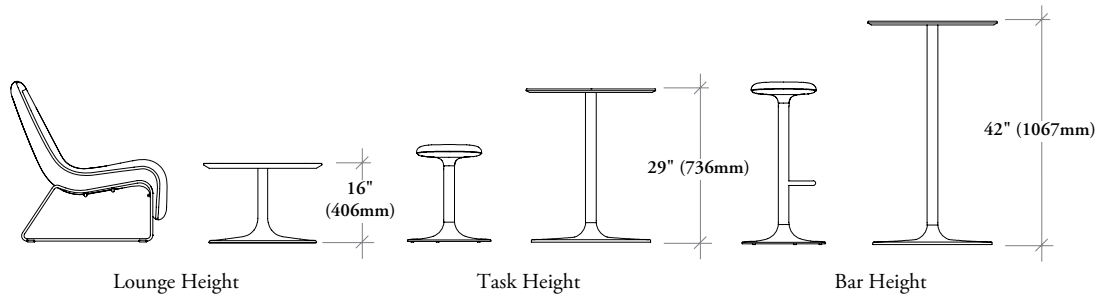


Bar Height 42" (1067mm)High



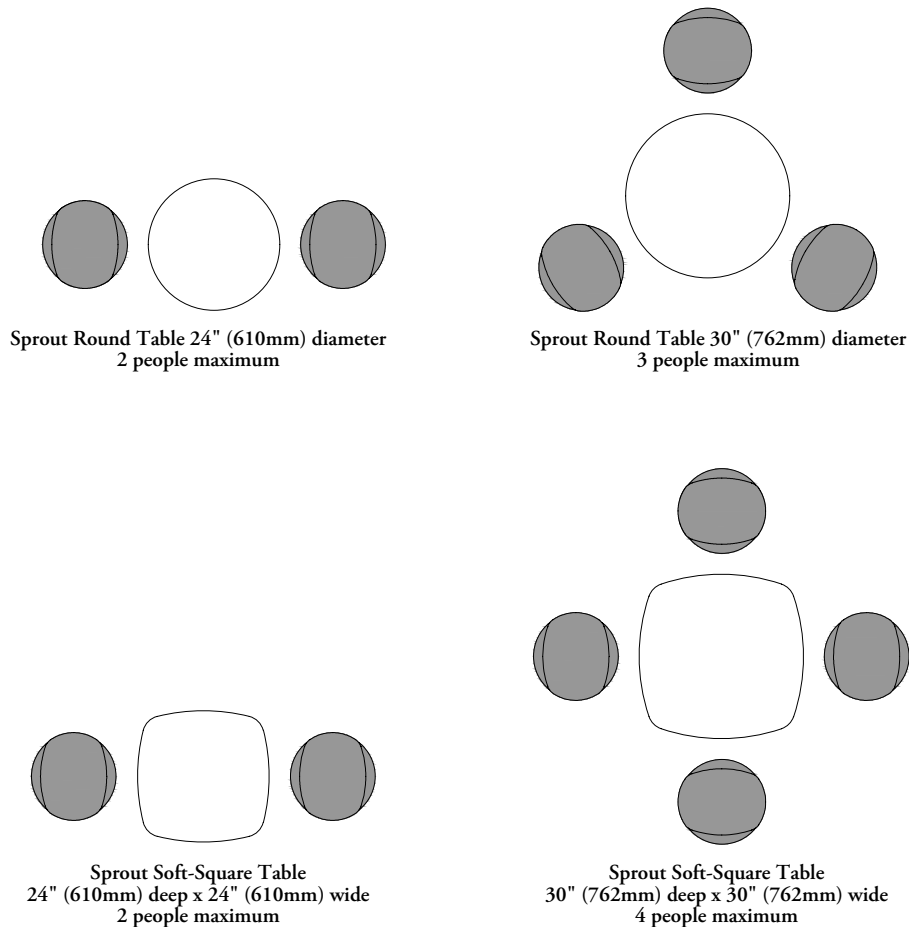
## planning with sprout tables (continued)

Task, Counter and Bar Height Sprout Stools have heights that correspond with tables of the same name. The following should be considered when planning with Sprout Tables.

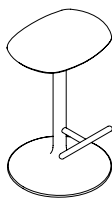


### recommended occupancy

The following demonstrates the recommended table occupancy to allow for adequate personal and casual working space on Sprout Tables.



KLNSPS  
Sprout Stool



FEATURES

- Portable, casual stool ideal for use in workplaces, phone booths, cafeterias, cafes, retail & educational settings
- Coordinate with Sprout Tables or other. Task Height for 29" (73cm) high table or worksurface, Bar Height for 42" (61cm) high bar surface
- 300 pound weight capacity
- Seat is generously proportioned. Seat swivels which is beneficial for use in small spaces & for encouraging movement
- Bar Height model includes footrest
- Single Upholstered Seat
- Multi-surface, non-marking felt glides
- Fully assembled

NOTES

Robustly constructed metal frame & base sub-assembly can be painted any Teknion paint finish allowing coordination with Sprout Tables & LUUM upholstery

PRODUCT OPTIONS

Height Style	Seat Upholstery Finish	Base Finish
T Task Height B Bar Height	Fabric Leather	Foundation Mica Accent

SAMPLE ORDER CODE

KLNSPS T	E515	83
----------	------	----

DESCRIPTION

Task Height (T)
Bar Height (B)
Task Height (T)
Bar Height (B)

PRICE

Grade 1	COM/ Grade 2	COL/ Grade 3	Grade 4	Grade 5	Grade 6	Grade 7	Grade 8	Grade 9	Grade 10
619	647	675	691	703	717	732	746	762	777
758	785	814	827	841	857	869	886	898	916
Leather									
LA									
966									
1102									

If Mica Base is specified add 36  
If Accent Base is specified add 52

## FEATURES

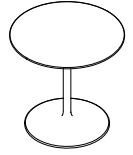
- Casual Tables with trumpet bases that are ideal for use in workplaces, enclaves, cafeterias, cafes, retail & educational settings
- Table tops offered in any of Teknion's Laminate, Flintwood, or Veneer finishes. Boutique surfaces available as a Special
- Multi-surface, non-marking felt glides

## NOTES

Table tops are cozy in size- offered as 24" (610mm) and 30" (762mm) Round Table (KLNSPR) shapes. The 24" (610mm) tops are ideal as a cocktail table to rest your beverage while the larger diameter table provides more space for a couple of people to eat, socialize or work- all in the same space.

Coordinates with Sprout Stools (KLNSPS) & Sprout Soft Square Tables (KLNSPT). Task Height for 29" high table or worksurface, & Bar Height for 42" high bar surface. Additional 16" (406mm) High Lounge model is offered to be used with lounge seating. Robustly constructed metal frame & base sub-assembly can be painted any Teknion paint finish allowing coordination with Sprout Stools.

## KLNSPR Sprout Round Table



## PRODUCT OPTIONS

Height Style	Diameter	Surface Finish	Edge Trim Style	Base Finish
<b>L</b> Lounge	24	Foundation Laminate	<b>6</b> Straight Trim	Foundation
<b>T</b> Task	30	Zones Exclusive Laminate	<b>H</b> Full Knife Edge	Mica
<b>B</b> Bar		Flintwood		Accent
		Natural Veneer		
		Source Laminate		

## SAMPLE ORDER CODE

<b>KLNSPR T</b>	<b>24</b>	<b>2T</b>	<b>8</b>	<b>24</b>
-----------------	-----------	-----------	----------	-----------

## DESCRIPTION


## PRICE

	FOUNDATION LAMINATE		ZONES EXCLUSIVE LAMINATE		FLINTWOOD		VENEER		SOURCE LAMINATE	
	Flat Trim	Full Knife Trim	Flat Trim	Full Knife Trim	Flat Trim	Full Knife Trim	Flat Trim	Full Knife Trim	Flat Trim	Full Knife Trim
Lounge Height, 24" (610mm) diameter	1196	1363	1196	1363	1527	1610	1893	1976	1040	1175
Lounge Height, 30" (762mm) diameter	1222	1401	1222	1401	1768	1848	2134	2215	1063	1201
Task Height, 24" (610mm) diameter	1223	1388	1223	1388	1554	1637	1921	2002	1063	1201
Task Height, 30" (762mm) diameter	1250	1429	1250	1429	1795	1876	2162	2243	1087	1228
Bar Height, 24" (610mm) diameter	1274	1439	1274	1439	2009	2089	2364	2447	1108	1252
Bar Height, 30" (762mm) diameter	1306	1482	1306	1482	2058	2141	2425	2508	1136	1283

If Mica Base is specified add 58

If Accent Base is specified add 74

K L N S P T  
Sprout Soft-Square Table



- FEATURES**
- Casual Tables with trumpet bases that are ideal for use in workplaces, enclaves, cafeterias, cafes, retail & educational settings.
  - Table tops offered in any of Teknion's Laminate, Flintwood, or Veneer finishes. Boutique surfaces available as a Special
  - Multi-surface, non-marking felt glides

**NOTES**  
Table tops are cozy in size- offered as 24" (610mm) x 24" (610mm) and 30" (762mm) x 30" (762mm) Soft-Square shapes that are radiused at the corners. The 24" (610mm) tops are ideal as a cocktail table to rest your beverage while the larger diameter table provides more space for a couple of people to eat, socialize or work- all in the same space. Coordinates with Sprout Stools (KLNSPS) & Sprout Round Tables (KLNSPR). Task Height for 29" high table or worksurface, Bar Height for 42" high bar surface. Additional 16" (406mm) high Lounge Height model is offered to be used with lounge seating. Robustly constructed metal frame & base sub-assembly can be painted any Teknion paint finish allowing coordination with Sprout Stools.

PRODUCT OPTIONS

Height Style	Length	Surface Finish	Edge Trim Style	Base Finish
<b>L</b> Lounge	24	Foundation Laminate	<b>6</b> Straight Trim	Foundation
<b>T</b> Task	30	Zones Exclusive Laminate	<b>H</b> Full Knife Edge	Mica
<b>B</b> Bar		Flintwood		Accent
		Natural Veneer		
		Source Laminate		

SAMPLE ORDER CODE

KLNSPT T	24	2T	8	24
----------	----	----	---	----

DESCRIPTION	PRICE									
	FOUNDATION LAMINATE		ZONES EXCLUSIVE LAMINATE		FLINTWOOD		VENEER		SOURCE LAMINATE	
	Flat Trim	Full Knife Trim	Flat Trim	Full Knife Trim	Flat Trim	Full Knife Trim	Flat Trim	Full Knife Trim	Flat Trim	Full Knife Trim
Lounge Height, 24" (610mm) diameter	1152	1316	1152	1316	1469	1552	1846	1929	1002	1131
Lounge Height, 30" (762mm) diameter	1175	1353	1175	1353	1701	1781	2078	2161	1021	1154
Task Height, 24" (610mm) diameter	1180	1343	1180	1342	1497	1580	1874	1957	1027	1160
Task Height, 30" (762mm) diameter	1203	1380	1203	1380	1726	1809	2106	2189	1046	1182
Bar Height, 24" (610mm) diameter	1200	1378	1200	1378	1693	1776	2073	2154	1043	1179
Bar Height, 30" (762mm) diameter	1226	1389	1226	1389	1925	2008	2300	2386	1066	1204

If Mica Base is specified add 58  
If Accent Base is specified add 74



# teknion

[www.teknion.com](http://www.teknion.com)

CAN/US/INT 02-24

©Teknion 2025

®, ™ trade marks of Teknion Corporation  
and/or its subsidiaries or licensed to it.  
Patents may be pending.

Some products may not be available in  
all markets. Contact your local Teknion  
Representative for availability.

FEB25-AIH-PG