

# systems/architectural finishes

## LISTINGS & APPLICATION MATRICES

SOURCE LAMINATE . . . . .	8
ELEMENT SOURCE LAMINATE. . . . .	10
FASCIA LAMINATE . . . . .	12
FOUNDATION LAMINATE . . . . .	14
FLINTWOOD . . . . .	16
NATURAL VENEER . . . . .	18
CHROMAWOOD . . . . .	22
EDGE TRIM STYLE . . . . .	22
EDGE TRIM COLOR . . . . .	24
FOUNDATION . . . . .	26
MICA . . . . .	26
ACCENT. . . . .	28
PAINTED . . . . .	28
TRANSLUCENT . . . . .	28
SOLID SURFACE . . . . .	28
METAL PAINT . . . . .	30
PAINTED SURFACE. . . . .	30
ANODIZED. . . . .	30
METAL. . . . .	30
GLASS . . . . .	32
FELT . . . . .	36

# listings & application matrices

<div><div>Available</div><div>Not Available</div></div>		PANEL SYSTEMS				FREESTANDING SYSTEMS				DESKING SYSTEMS				CASEGOODS				ARCHITECTURAL PRODUCTS									
		LEVERAGE®	T/O/S®	LYFT®	DISTRICT®	ABILITY®	KIOSK	ROUTES	UPSTAGE	EXPANSION® DESKING	EXPANSION® CITYLINE	INTERPRET™	HEIGHT-ADJUSTABLE BENCH	CHRONICLE	DOSSIER®	EMOTE	JOURNAL	LITE WOOD OFFICE	EXPANSION® CASEGOODS	ALTOS®	OPTOS®	FOCUS WALL	POD	TEK VUE	ARCHITECTURAL COMPLEMENTS	WITHIN	AI HEALTCARE
Source Laminate																											
Source Laminates are low pressure laminates (LPL) that are color matched to various Teknion finish categories including Foundation paint colors, Foundation Laminates and Edge Trims. They can be used on both horizontal and vertical surfaces. While significant improvements have been made to align color and textures between high pressure laminates and low pressure laminates materials, there may be slight variations. Please refer to actual samples.																											
Solid																											
Very White	XG																	▲		*						*	
Storm White	XS																	▲		*						*	
Granite	LY																			*						*	
Ebony	LE																			*						*	
Atrium White	3G																	▲		*						*	
Soft Gris	3H																			*						*	
Greystone	3S																			*						*	
Crisp Grey	3T																	▲		*						*	
Sand	3U																	▲		*						*	
Earth	3V																			*						*	
Wood Print																											
Royal Cherry	XR																			*						*	
Espresso Reflect	XK																			*						*	
Walnut Cathedralgrain	XQ																			*						*	
Stainless	XJ																			*						*	
Mercurial Walnut	3A																	▲		*						*	
Java Walnut	3B																			*						*	
Urban Walnut	3C																	▲		*						*	
Choice Maple	3D																	▲		*						*	
Estate Cherry	3E																			*						*	
Campus Oak	3F																	▲		*						*	
Flax Reflect	3J																			*						*	
Pecan Reflect	3K																			*						*	
Coastal Elm	3L																	▲		*						*	
Provincial Oak	3M																	▲		*						*	
Cocoa Brown Reflect	3N																			*						*	
Sycamore Reflect	3P																			*						*	
Ivory Birch	3X																	▲		*						*	

\* Limited offering

Custom Wood contains the following product lines: Community Table, C+D & Teknion Reception.

Lite Wood Office contains the following product lines: Byward & Carrier Desk.

▲ Applicable to the Byward only

## listings &amp; application matrices

<div> <div></div> Available           <div></div> Not Available         </div>		FILING & STORAGE					TABLES, LEARNING & COLLABORATIVE										CUSTOM WOOD		
		LEDGER®	MOUNTED STORAGE	CUSTOM STORAGE	UNIVERSAL OVERHEAD	MODULAR CABINETS	COMPLEMENTS	WORK TABLES	MEETING TABLES	AUDIENCETM BOARDROOM TABLES	AUDIENCETM BOARDROOM STORAGE	EXPANSION® LEARNING	CASUAL TABLES	CLUBTALK	STORAGE	WORK TOOLS	COMMUNITY TABLE	C+D CONFERENCE TABLE	TEKNION RECEPTION
<b>Source Laminate</b>																			
		<i>Source Laminates are low pressure laminates (LPL) that are color matched to various Teknion finish categories including Foundation paint colors, Foundation Laminates and Edge Trims. They can be used on both horizontal and vertical surfaces. While significant improvements have been made to align color and textures between high pressure laminates and low pressure laminates materials, there may be slight variations. Please refer to actual samples.</i>																	
		<b>Solid</b>																	
Very White	X G																		
Storm White	X S																		
Granite	L Y																		
Ebony	L E																		
Atrium White	3 G																		
Soft Gris	3 H																		
Greystone	3 S																		
Crisp Grey	3 T																		
Sand	3 U																		
Earth	3 V																		
		<b>Wood Print</b>																	
Royal Cherry	X R																		
Espresso Reflect	X K																		
Walnut Cathedralgrain	X Q																		
Stainless	X J																		
Mercurial Walnut	3 A																		
Java Walnut	3 B																		
Urban Walnut	3 C																		
Choice Maple	3 D																		
Estate Cherry	3 E																		
Campus Oak	3 F																		
Flax Reflect	3 J																		
Pecan Reflect	3 K																		
Coastal Elm	3 L																		
Provincial Oak	3 M																		
Cocoa Brown Reflect	3 N																		
Sycamore Reflect	3 P																		
Ivory Birch	3 X																		

listings & application matrices

<div><div></div> Available</div> <div><div></div> Not Available</div>		PANEL SYSTEMS				FREESTANDING SYSTEMS				DESKING SYSTEMS				CASEGOODS					ARCHITECTURAL PRODUCTS								
		LEVERAGE®	T/O/s®	LYFT®	DISTRICT®	ABILITY®	KIOSK	ROUTES	UPSTAGE	EXPANSION® DESKING	EXPANSION® CITYLINE	INTERPRET™	HEIGHT-ADJUSTABLE BENCH	CHRONICLE	DOSSIER®	EMOTE	JOURNAL	LITE WOOD OFFICE	EXPANSION® CASEGOODS	ALTOS®	OPTOS®	FOCUS WALL	POD	TEK VUE	ARCHITECTURAL COMPLEMENTS	WITHIN	AI HEALTCARE
Element Source Laminate																											
Element Source Laminates are a subset of Source Element Colors.																											
Solid																											
Very White	X G																										
Storm White	X S																										
Crisp Grey	3 T																										
Sand	3 U																										
Wood Print																											
Choice Maple	3 D																										
Estate Cherry	3 E																										
Pecan Reflect	3 K																										
Cocoa Brown Reflect	3 N																										

Custom Wood contains the following product lines: Community Table, C+D & Teknion Reception.  
Lite Wood Office contains the following product lines: Byward & Carrier Desk.

## listings &amp; application matrices

<div><div></div> Available</div> <div><div></div> Not Available</div>		FILING & STORAGE					TABLES, LEARNING & COLLABORATIVE										CUSTOM WOOD			
		LEDGER®	MOUNTED STORAGE	CUSTOM STORAGE	UNIVERSAL OVERHEAD	MODULAR CABINETS	COMPLEMENTS	WORK TABLES	MEETING TABLES	AUDIENCETM BOARDROOM TABLES	AUDIENCETM BOARDROOM STORAGE	EXPANSION® LEARNING	CASUAL TABLES	CLUBTALK	STORAGE	WORK TOOLS	COMMUNITY TABLE	C+D CONFERENCE TABLE	TEKNION RECEPTION	
Element Source Laminate																				
Element Source Laminates are a subset of Source Element Colors.																				
Solid																				
Very White	X G																			
Storm White	X S																			
Crisp Grey	3 T																			
Sand	3 U																			
Wood Print																				
Choice Maple	3 D																			
Estate Cherry	3 E																			
Pecan Reflect	3 K																			
Cocoa Brown Reflect	3 N																			

## listings &amp; application matrices

<div><div></div> Available</div> <div><div></div> Not Available</div>		PANEL SYSTEMS				FREESTANDING SYSTEMS				DESKING SYSTEMS				CASEGOODS					ARCHITECTURAL PRODUCTS								
		LEVERAGE®	T/O/s®	LYFT®	DISTRICT®	ABILITY®	KIOSK	ROUTES	UPSTAGE	EXPANSION® DESKING	EXPANSION® CITYLINE	INTERPRET™	HEIGHT-ADJUSTABLE BENCH	CHRONICLE	DOSSIER®	EMOTE	JOURNAL	LITE WOOD OFFICE	EXPANSION® CASEGOODS	ALTOS®	OPTOS®	FOCUS WALL	POD	TEK VUE	ARCHITECTURAL COMPLEMENTS	WITHIN	AI HEALTCARE
Fascia Laminate																											
Fascia Laminates are low pressure laminates (LPL) offered in neutral solids and print options. The subtle colors and patterns provide a variety of sophisticated design options.																											
Solid																											
Very White	Q J																										
Storm White	L W																										
Crisp Grey	8 T																										
Atrium White	8 V																										
Sand	8 U																										
Wood Print																											
Stainless	M S																										
Titanium Bristle	5 J																										
Umber Bristle	5 K																										
Campus Oak	8 F																										
Estate Cherry	8 G																										
Choice Maple	8 H																										

**Custom Wood** contains the following product lines: Community Table, C+D & Teknion Reception.

**Lite Wood Office** contains the following product lines: Byward & Carrier Desk.

## listings &amp; application matrices

<div><div></div> Available</div> <div><div></div> Not Available</div>	FILING & STORAGE						TABLES, LEARNING & COLLABORATIVE								CUSTOM WOOD			
	LEDGER®	MOUNTED STORAGE	CUSTOM STORAGE	UNIVERSAL OVERHEAD	MODULAR CABINETS	COMPLEMENTS	WORK TABLES	MEETING TABLES	AUDIENCETM BOARDROOM TABLES	AUDIENCETM BOARDROOM STORAGE	EXPANSION® LEARNING	CASUAL TABLES	CLUBTALK	STORAGE	WORK TOOLS	COMMUNITY TABLE	C+D CONFERENCE TABLE	TEKNION RECEPTION
Fascia Laminate																		
Fascia Laminates are low pressure laminates (LPL) offered in neutral solids and print options. The subtle colors and patterns provide a variety of sophisticated design options.																		
Solid																		
Very White	Q J																	
Storm White	L W																	
Crisp Grey	8 T																	
Atrium White	8 V																	
Sand	8 U																	
Wood Print																		
Stainless	M S																	
Titanium Bristle	5 J																	
Umber Bristle	5 K																	
Campus Oak	8 F																	
Estate Cherry	8 G																	
Choice Maple	8 H																	

## listings &amp; application matrices

<div><div></div> Available</div> <div><div></div> Not Available</div>		PANEL SYSTEMS				FREESTANDING SYSTEMS				DESKING SYSTEMS				CASEGOODS				ARCHITECTURAL PRODUCTS									
		LEVERAGE®	T/O/s®	LYFT®	DISTRICT®	ABILITY®	KIOSK	ROUTES	UPSTAGE	EXPANSION® DESKING	EXPANSION® CITYLINE	INTERPRET™	HEIGHT-ADJUSTABLE BENCH	CHRONICLE	DOSSIER®	EMOTE	JOURNAL	LITE WOOD OFFICE	EXPANSION® CASEGOODS	ALTOS®	OPTOS®	FOCUS WALL	POD	TEK VUE	ARCHITECTURAL COMPLEMENTS	WITHIN	AI HEALTCARE
Foundation Laminate																											
Foundation Laminates are high pressure laminates (HPL) that are offered in solid color, abstract patterns and wood prints. The Reflect collection is designed to coordinate with Flintwood colors and not intended to be a direct color match. Surface finishes differ from each laminate as different top coats have been selected to best enhance the appearance of color. While significant improvements have been made to align color and textiles between high-pressure laminates and low pressure laminates materials, there may be slight variations. Please refer to actual samples.																											
Solid																											
Very White	RV													*				2/3									
Storm White	LW													*				2/3									
Atrium White	2G						B											2									
Soft Gris	2H						B											2/3									
Greystone	2S																	2									
Crisp Grey	2T													*				2/3									
Sand	2U						B							*				2									
Earth	2V													*				2									
Matte Black	6K						B																				
Wood Print																											
Royal Cherry	YR																	2/3									
Espresso Reflect	RN																	2/3									
Walnut Cathedralgrain	RQ																	2/3									
Stainless	JG																	2/3									
Mercurial Walnut	2A																	2/3									
Java Walnut	2B																	2/3									
Urban Walnut	2C																	2/3									
Choice Maple	2D																	2/3									
Estate Cherry	2E																	2/3									
Campus Oak	2F																	2/3									
Flax Reflect	2J																	2/3									
Pecan Reflect	2K																	2/3									
Coastal Elm	2L																	2/3									
Provincial Oak	2M																	2/3									
Cocoa Brown Reflect	2N																	2/3									
Sycamore Reflect	2P																	2/3									
Ivory Birch	2X																	2/3									
Abstract																											
Heather Grey	DN																	2									
Striate White	DQ																	2									
Striate Charcoal	DR																	2									
White Matrix	MW																	2									
Light Grey Crosshatch	6L																	2									
Blond Crosshatch	6M																	2									
Fog Vapour	6Q																	2									

For matching or coordinate edge bands color, please see the Laminate/Edge Trim Color Coordination Chart in the General Information section.

- 2 Applicable to M 1-3/16" worksurfaces only.
- 2/3 Applicable to M 1-3/16" & X 1-9/16" worksurfaces only.
- \* Limited offering
- B Applicable to base only.

**Custom Wood** contains the following product lines: Community Table, C+D & Teknion Reception.

**Lite Wood Office** contains the following product lines: Byward & Carrier Desk.



## listings &amp; application matrices

		FILING & STORAGE					TABLES, LEARNING & COLLABORATIVE										CUSTOM WOOD		
		LEDGER®	MOUNTED STORAGE	CUSTOM STORAGE	UNIVERSAL OVERHEAD	MODULAR CABINETS	COMPLEMENTS	WORK TABLES	MEETING TABLES	AUDIENCETM BOARDROOM TABLES	AUDIENCETM BOARDROOM STORAGE	EXPANSION® LEARNING	CASUAL TABLES	CLUBTALK	STORAGE	WORK TOOLS	COMMUNITY TABLE	C+D CONFERENCE TABLE	TEKNION RECEPTION
<div></div>	Available																		
<div></div>	Not Available																		
Foundation Laminate																			
Foundation Laminates are high pressure laminates (HPL) that are offered in solid color, abstract patterns and wood prints. The Reflect collection is designed to coordinate with Flintwood colors and not intended to be a direct color match. Surface finishes differ from each laminate as different top coats have been selected to best enhance the appearance of color. While significant improvements have been made to align color and textiles between high-pressure laminates and low pressure laminates materials, there may be slight variations. Please refer to actual samples.																			
Solid																			
Very White	RV										1	2/3						*	
Storm White	LW										1	2/3						*	
Atrium White	2G										1	2							
Soft Gris	2H										1	2/3							
Greystone	2S										1	2							
Crisp Grey	2T										1	2/3						*	
Sand	2U										1	2						*	
Earth	2V										1	2						*	
Matte Black	6K																		
Wood Print																			
Royal Cherry	YR										1	2/3							
Espresso Reflect	RN										1	2/3							
Walnut Cathedralgrain	RQ										1	2/3							
Stainless	JG										1	2/3							
Mercurial Walnut	2A										1	2/3							
Java Walnut	2B										1	2/3							
Urban Walnut	2C										1	2/3							
Choice Maple	2D										1	2/3							
Estate Cherry	2E										1	2/3							
Campus Oak	2F										1	2/3							
Flax Reflect	2J										1	2/3							
Pecan Reflect	2K										1	2/3							
Coastal Elm	2L										1	2/3							
Provincial Oak	2M										1	2/3							
Cocoa Brown Reflect	2N										1	2/3							
Sycamore Reflect	2P										1	2/3							
Ivory Birch	2X										1	2/3							
Abstract																			
Heather Grey	DN										1	2							
Striate White	DQ										1	2							
Striate Charcoal	DR										1	2							
White Matrix	MW										1	2							
Light Grey Crosshatch	6L										1	2							
Blond Crosshatch	6M										1	2							
Fog Vapour	6Q										1	2							

For matching or coordinate edge bands color, please see the Laminate/Edge Trim Color Coordination Chart in the General Information section.


1 Applicable to worksurfaces only.

2 Applicable to M 1 3/16" worksurfaces only.

2/3 Applicable to M 1 3/16" & X 1 9/16" worksurfaces only.

\* Limited offering

## listings &amp; application matrices

<div><div></div> Available</div> <div><div></div> Not Available</div>		PANEL SYSTEMS				FREESTANDING SYSTEMS				DESKING SYSTEMS				CASEGOODS					ARCHITECTURAL PRODUCTS								
		LEVERAGE®	T/O/s®	LYFT®	DISTRICT®	ABILITY®	KIOSK	ROUTES	UPSTAGE	EXPANSION® DESKING	EXPANSION® CITYLINE	INTERPRET™	HEIGHT-ADJUSTABLE BENCH	CHRONICLE	DOSSIER®	EMOTE	JOURNAL	LITE WOOD OFFICE	EXPANSION® CASEGOODS	ALTOS®	OPTOS®	FOCUS WALL	POD	TEK VUE	ARCHITECTURAL COMPLEMENTS	WITHIN	AHEAD/TCARE
Flintwood 																											
<i>Flintwood is a composite wood veneer designed for horizontal and vertical applications. The veneer is very consistent in grain pattern and color. Flintwood is available in both Standard and Cathedral patterns. Standard looks like straight rift cut veneer, Cathedral looks like natural flat cut veneer.</i>																											
Standard																											
Blonde Maple	V Z																	▲									
Flax	F X																	▲									
Natural Pecan	F N																	▲									
Sycamore	V A																	▲									
Medium Sycamore	F M																	▲									
Chianti	F C																	▲									
Dark Walnut	F D																	▲									
Black Walnut	V B																	▲									
*Sierra Flint	N R																	▲									
*Cocoa Brown Flint	N T																	▲									
White Oak	5 N																	▲									
Poppy Seed	5 P																	▲									
Harvest Cherry	5 Q																	▲									
Earl Grey	5 R																	▲									
Silverwash	5 S																	▲									
White Truffle	5 T																	▲									
Caraway	5 V																	▲									
Drift Oak	5 W																	▲									
Classic Walnut	5 Z																	▲									
Cathedral																											
Walnut	V T													V				▲									
Raw Umber	5 U													V				▲									
Dark Henna	5 X													V				▲									
Black Timber	5 Y													V				▲									

All products manufactured in Standard Flintwood finishes and applications will be provided in the following wood fill types:

- Vertical, Storage and Door applications in Open Pore
- Work/Table Surface top applications in Closed Pore
- Open Pore and Closed Pore do not match in a side by side application

**Exception:**

- Dossier Casegood & Conferencing in Flintwood are produced with Open Pore worksurfaces and Open Pore vertical surfaces
- Journal in Flintwood is produced with open pore worksurfaces and open pore case constructions
- Audience in Veneer 2 and Veneer 3 finishes is produced in Open Pore
- Avoid mixing wood product lines within the same office configuration. Dossier, Journal & Expansion Casegoods are not designed or fabricated to be specified and used side by side within the same office. Each product line has unique design features and finish attributes that dictates that they should not be combined together for an order without prior approval and specials coordination by Teknion manufacturing. Under no circumstance should standard catalogue items within these product lines be mixed to create a single office

\* Indicates a coordinated color and not a direct match to corresponding Natural Veneer 4 colors (not recommended for side by side application to V4 product).

V Recommended for Vertical Veneer Orientation application only

**Custom Wood** contains the following product lines: Community Table, C+D & Teknion Reception.

**Lite Wood Office** contains the following product lines: Byward & Carrier Desk.


▲ Applicable to the Byward only



Environmental Friendly Finish.

- Flintwood is a high yield product that uses more than 90% of the tree versus conventional veneers which use 40% of the tree.
- Flintwood and Natural Veneers are considered to be controlled wood as defined by Forest Stewardship Council (FSC).
- As a special, a greater level of sustainable forestry (as defined by FSC), can be achieved by purchasing a 100% mixed source credits for Flintwood or Natural Veneers.

## listings &amp; application matrices

<div><div></div> Available</div> <div><div></div> Not Available</div>		FILING & STORAGE						TABLES, LEARNING & COLLABORATIVE								CUSTOM WOOD			
		LEDGER®	MOUNTED STORAGE	CUSTOM STORAGE	UNIVERSAL OVERHEAD	MODULAR CABINETS	COMPLEMENTS	WORK TABLES	MEETING TABLES	AUDIENCETM BOARDROOM TABLES	AUDIENCETM BOARDROOM STORAGE	EXPANSION® LEARNING	CASUAL TABLES	CLUBTALK	STORAGE	WORK TOOLS	COMMUNITY TABLE	C+D CONFERENCE TABLE	TEKNION RECEPTION
Flintwood 		<i>Flintwood is a composite wood veneer designed for horizontal and vertical applications. The veneer is very consistent in grain pattern and color. Flintwood is available in both Standard and Cathedral patterns. Standard looks like straight rift cut veneer, Cathedral looks like natural flat cut veneer.</i>																	
Standard																			
Blonde Maple	V Z																		
Flax	F X																		
Natural Pecan	F N																		
Sycamore	V A																		
Medium Sycamore	F M																		
Chianti	F C																		
Dark Walnut	F D																		
Black Walnut	V B																		
*Sierra Flint	N R																		
*Cocoa Brown Flint	N T																		
White Oak	5 N																		
Poppy Seed	5 P																		
Harvest Cherry	5 Q																		
Earl Grey	5 R																		
Silverwash	5 S																		
White Truffle	5 T																		
Caraway	5 V																		
Drift Oak	5 W																		
Classic Walnut	5 Z																		
Cathedral																			
Walnut	V T																		
Raw Umber	5 U																		
Dark Henna	5 X																		
Black Timber	5 Y																		

All products manufactured in Standard Flintwood finishes and applications will be provided in the following wood fill types:

- Vertical, Storage and Door applications in Open Pore
- Work/Table Surface top applications in Closed Pore
- Open Pore and Closed Pore do not match in a side by side application

**Exception:**

- Dossier Casework & Conferencing in Flintwood are produced with Open Pore worksurfaces and Open Pore vertical surfaces
- Journal in Flintwood is produced with open pore worksurfaces and open pore case constructions
- Audience in Veneer 2 and Veneer 3 finishes is produced in Open Pore
- Avoid mixing wood product lines within the same office configuration. Dossier, Journal & Expansion Caseworks are not designed or fabricated to be specified and used side by side within the same office. Each product line has unique design features and finish attributes that dictates that they should not be combined together for an order without prior approval and special coordination by Teknion manufacturing. Under no circumstance should standard catalogue items within these product lines be mixed to create a single office


\* Indicates a coordinated color and not a direct match to corresponding Natural Veneer 4 colors (not recommended for side by side application to V4 product).



**Environmental Friendly Finish.**

- Flintwood is a high yield product that uses more than 90% of the tree versus conventional veneers which use 40% of the tree.
- Flintwood and Natural Veneers are considered to be controlled wood as defined by Forest Stewardship Council (FSC).
- As a special, a greater level of sustainable forestry (as defined by FSC), can be achieved by purchasing a 100% mixed source credits for Flintwood or Natural Veneers.

## listings &amp; application matrices

<div><div></div> Available</div> <div><div></div> Not Available</div>		PANEL SYSTEMS				FREESTANDING SYSTEMS				DESKING SYSTEMS				CASEGOODS				ARCHITECTURAL PRODUCTS									
		LEVERAGE®	T/o/s®	LYFT®	DISTRICT®	ABILITY®	KIOSK	ROUTES	UPSTAGE	EXPANSION® DESKING	EXPANSION® CITYLINE	INTERPRET™	HEIGHT-ADJUSTABLE BENCH	CHRONICLE	DOSSIER®	EMOTE	JOURNAL	LITE WOOD OFFICE	EXPANSION® CASEGOODS	ALTOS®	OPTOS®	FOCUS WALL	POD	TEK VUE	ARCHITECTURAL COMPLEMENTS	WITHIN	AI HEALT CARE
Natural Veneer 																											
Veneer 2																											
Veneer 2 is a flat cut Maple, Cherry or Walnut, bookmatched finish that creates a symmetrical pattern.																											
Medium Dark Cherry	UK																										
Dark Brown Cherry	UM																										
Walnut on Cherry	UN																										
Veneer 3																											
Veneer 3 is a flat cut Maple, Cherry or Walnut, bookmatched finish that creates a symmetrical pattern.																											
Natural Maple	MP																										
Windsor Cherry	WW																										
Dark Cherry	WJ																										
Drift Oak Flat Cut	LK																										
Silverwash Flat Cut	LL																										
Poppy Seed Flat Cut	LQ																										
White Oak Flat Cut	LU																										
Natural Pecan Flat Cut	LV																										
Sierra Flat Cut	LX																										
Natural Walnut Flat Cut	NZ																										
Natural White Oak Flat Cut	LZ																										

All products manufactured in Standard Natural Veneer 2 and Veneer 3 finishes and applications will be provided with the following wood fill types:

- Vertical/Storage applications in Open Pore
- Work/Table Surface top applications in Closed Pore

**Exception:**

- Dossier Caseworks & Conference in Natural Woods (Veneer 2, Veneer 3 and Veneer 4) are produced with Open Pore worksurfaces and Open Pore vertical surfaces
- Journal in Natural Woods (Veneer 2, Veneer 3) are produced with open pore worksurfaces and open pore case constructions
- Audience Credenzas and Audience Table Tops in Natural Wood (Veneer 2 and Veneer 3) are produced with Open Pore worksurfaces and vertical surfaces
- Custom Solutions Boardroom Tables and Project Solutions in Natural woods are provided solely with Open Grain finishes unless explicitly specified otherwise
- Veneer 4 finishes are uniquely formulated and applied for use for the C+D Conference Table, Community Table, Teknion Reception, Dossier & Emote product lines. Any color matching to these finishes across other Teknion product lines should be considered a coordinate color. Veneer 4 coordinate colors are not recommended for side to side application to aforementioned products finished in Veneer 4. Follow the TekniStain process to obtain optimal results.
- Avoid mixing wood product lines within the same office configuration. Dossier, Journal & Expansion Caseworks are not designed or fabricated to be specified and used side by side within the same office. Each product line has unique design features and finish attributes that dictates that they should not be combined together for an order without prior approval and specials coordination by Teknion manufacturing. Under no circumstance should standard catalogue items within these product lines be mixed to create a single office



Environmental Friendly Finish.


- Flintwood and Natural Veneers are considered to be controlled wood as defined by Forest Stewardship Council (FSC).
- As a special, a greater level of sustainable forestry (as defined by FSC), can be achieved by purchasing a 100% mixed source credits for Flintwood or veneers.

**Custom Wood** contains the following product lines: Community Table, C+D & Teknion Reception.

**Lite Wood Office** contains the following product lines: Byward & Carrier Desk.

▲ Applicable to the Byward only

# listings & application matrices

<div><div></div> Available</div> <div><div></div> Not Available</div>		FILING & STORAGE						TABLES, LEARNING & COLLABORATIVE										CUSTOM WOOD		
		LEDGER®	MOUNTED STORAGE	CUSTOM STORAGE	UNIVERSAL OVERHEAD	MODULAR CABINETS	COMPLEMENTS	WORK TABLES	MEETING TABLES	AUDIENCETM BOARDROOM TABLES	AUDIENCETM BOARDROOM STORAGE	EXPANSION® LEARNING	CASUAL TABLES	CLUBTALK	STORAGE	WORK TOOLS	COMMUNITY TABLE	C+D CONFERENCE TABLE	TEKNION RECEPTION	
Natural Veneer 																				
Veneer 2																				
Veneer 2 is a flat cut Maple, Cherry or Walnut, bookmatched finish that creates a symmetrical pattern.																				
Medium Dark Cherry	UK																			
Dark Brown Cherry	UM																			
Walnut on Cherry	UN																			
Veneer 3																				
Veneer 3 is a flat cut Maple, Cherry or Walnut, bookmatched finish that creates a symmetrical pattern.																				
Natural Maple	MP																			
Windsor Cherry	WW																			
Dark Cherry	WJ																			
Drift Oak Flat Cut	LK																			
Silverwash Flat Cut	LL																			
Poppy Seed Flat Cut	LQ																			
White Oak Flat Cut	LU																			
Natural Pecan Flat Cut	LV																			
Sierra Flat Cut	LX																			
Natural Walnut Flat Cut	NZ																			
Natural White Oak Flat Cut	LZ																			

All products manufactured in Standard Natural Veneer 2 and Veneer 3 finishes and applications will be provided with the following wood fill types:

- Vertical/Storage applications in Open Pore
- Work/Table Surface top applications in Closed Pore

**Exception:**

- Dossier Caseworks & Conference in Natural Woods (Veneer 2, Veneer 3 and Veneer 4) are produced with Open Pore worksurfaces and Open Pore vertical surfaces
- Journal in Natural Woods (Veneer 2, Veneer 3) are produced with open pore worksurfaces and open pore case constructions
- Audience Credenzas and Audience Table Tops in Natural Wood (Veneer 2 and Veneer 3) are produced with Open Pore worksurfaces and vertical surfaces
- Custom Solutions Boardroom Tables and Project Solutions in Natural woods are provided solely with Open Grain finishes unless explicitly specified otherwise
- Veneer 4 finishes are uniquely formulated and applied for use for the C+D Conference Table, Community Table, Teknion Reception, Dossier & Emote product lines. Any color matching to these finishes across other Teknion product lines should be considered a coordinate color. Veneer 4 coordinate colors are not recommended for side to side application to aforementioned products finished in Veneer 4. Follow the TekniStain process to obtain optimal results.
- Avoid mixing wood product lines within the same office configuration. Dossier, Journal & Expansion Caseworks are not designed or fabricated to be specified and used side by side within the same office. Each product line has unique design features and finish attributes that dictates that they should not be combined together for an order without prior approval and specials coordination by Teknion manufacturing. Under no circumstance should standard catalogue items within these product lines be mixed to create a single office



Environmental Friendly Finish.

- Flintwood and Natural Veneers are considered to be controlled wood as defined by Forest Stewardship Council (FSC).
- As a special, a greater level of sustainable forestry (as defined by FSC), can be achieved by purchasing a 100% mixed source credits for Flintwood or veneers.

## listings &amp; application matrices

<div><div></div> Available</div> <div><div></div> Not Available</div>		PANEL SYSTEMS				FREESTANDING SYSTEMS				DESKING SYSTEMS				CASEGOODS				ARCHITECTURAL PRODUCTS									
		LEVERAGE®	T/O/S®	LYFT®	DISTRICT®	ABILITY®	KIOSK	ROUTES	UPSTAGE	EXPANSION® DESKING	EXPANSION® CITYLINE	INTERPRET™	HEIGHT-ADJUSTABLE BENCH	CHRONICLE	DOSSIER®	EMOTE	JOURNAL	LITE WOOD OFFICE	EXPANSION® CASEGOODS	ALTOS®	OPTOS®	FOCUS WALL	POD	TEK VUE	ARCHITECTURAL COMPLEMENTS	WITHIN	AI HEALTCARE
Natural Veneer (Continued)																											
Veneer 4																											
Veneer 4 is a rift cut White Oak, slip matched for a natural linear grain appearance.																											
Sierra	DV																										
Cocoa Brown	DY																										
Truffle	DZ																										
Salted Oak	U1																										
Shade Oak	U2																										
Rift White Oak	VE																										
Desert Fawn	VF																										
Malabar	VH																										
Bistre	VJ																										
Sisal	VM																										
Brindle	VN																										
Chia	VP																										
Rustic Oak																											
Natural	UR																										
Sisal	US																										
Sierra	UU																										
Brindle	UX																										
Bistre	UY																										
Truffle	UZ																										

All products manufactured in Standard Natural Veneer 2 and Veneer 3 finishes and applications will be provided with the following wood fill types:

- Vertical/Storage applications in Open Pore
- Work/Table Surface top applications in Closed Pore

**Exception:**

- Dossier Casegoods & Conference in Natural Woods (Veneer 2, Veneer 3 and Veneer 4) are produced with Open Pore worksurfaces and Open Pore vertical surfaces
- Journal in Natural Woods (Veneer 2, Veneer 3) are produced with open pore worksurfaces and open pore case constructions
- Audience Credenzas and Audience Table Tops in Natural Wood (Veneer 2 and Veneer 3) are produced with Open Pore worksurfaces and vertical surfaces
- Custom Solutions Boardroom Tables and Project Solutions in Natural woods are provided solely with Open Grain finishes unless explicitly specified otherwise
- Veneer 4 finishes are uniquely formulated and applied for use for the C+D Conference Table, Community Table, Teknion Reception, Dossier & Emote product lines. Any color matching to these finishes across other Teknion product lines should be considered a coordinate color. Veneer 4 coordinate colors are not recommended for side to side application to aforementioned products finished in Veneer 4. Follow the TekniStain process to obtain optimal results.
- Avoid mixing wood product lines within the same office configuration. Dossier, Journal & Expansion Casegoods are not designed or fabricated to be specified and used side by side within the same office. Each product line has unique design features and finish attributes that dictates that they should not be combined together for an order without prior approval and specials coordination by Teknion manufacturing. Under no circumstance should standard catalogue items within these product lines be mixed to create a single office




Environmental Friendly Finish.

- Flintwood and Natural Veneers are considered to be controlled wood as defined by Forest Stewardship Council (FSC).
- As a special, a greater level of sustainable forestry (as defined by FSC), can be achieved by purchasing a 100% mixed source credits for Flintwood or veneers.

**Custom Wood** contains the following product lines: Community Table, C+D & Teknion Reception.

**Lite Wood Office** contains the following product lines: Byward & Carrier Desk.

## listings &amp; application matrices

<div><div></div> Available</div> <div><div></div> Not Available</div>		FILING & STORAGE					TABLES, LEARNING & COLLABORATIVE										CUSTOM WOOD		
		LEDGER®	MOUNTED STORAGE	CUSTOM STORAGE	UNIVERSAL OVERHEAD	MODULAR CABINETS	COMPLEMENTS	WORK TABLES	MEETING TABLES	AUDIENCETM BOARDROOM TABLES	AUDIENCETM BOARDROOM STORAGE	EXPANSION® LEARNING	CASUAL TABLES	CLUBTALK	STORAGE	WORK TOOLS	COMMUNITY TABLE	C+D CONFERENCE TABLE	TEKNION RECEPTION
Natural Veneer (Continued)																			
Veneer 4																			
Veneer 4 is a rift cut White Oak, slip matched for a natural linear grain appearance.																			
Sierra	DV																		
Cocoa Brown	DY																		
Truffle	DZ																		
Salted Oak	U1																		
Shade Oak	U2																		
Rift White Oak	VE																		
Desert Fawn	VF																		
Malabar	VH																		
Bistre	VJ																		
Sisal	VM																		
Brindle	VN																		
Chia	VP																		
Rustic Oak																			
Natural	UR																		
Sisal	US																		
Sierra	UU																		
Brindle	UX																		
Bistre	UY																		
Truffle	UZ																		

All products manufactured in Standard Natural Veneer 2 and Veneer 3 finishes and applications will be provided with the following wood fill types:

- Vertical/Storage applications in Open Pore
- Work/Table Surface top applications in Closed Pore

**Exception:**

- Dossier Caseworks & Conference in Natural Woods (Veneer 2, Veneer 3 and Veneer 4) are produced with Open Pore worksurfaces and Open Pore vertical surfaces
- Journal in Natural Woods (Veneer 2, Veneer 3) are produced with open pore worksurfaces and open pore case constructions
- Audience Credenzas and Audience Table Tops in Natural Wood (Veneer 2 and Veneer 3) are produced with Open Pore worksurfaces and vertical surfaces
- Custom Solutions Boardroom Tables and Project Solutions in Natural woods are provided solely with Open Grain finishes unless explicitly specified otherwise
- Veneer 4 finishes are uniquely formulated and applied for use for the C+D Conference Table, Community Table, Teknion Reception, Dossier & Emote product lines. Any color matching to these finishes across other Teknion product lines should be considered a coordinate color. Veneer 4 coordinate colors are not recommended for side to side application to aforementioned products finished in Veneer 4. Follow the TekniStain process to obtain optimal results.
- Avoid mixing wood product lines within the same office configuration. Dossier, Journal & Expansion Caseworks are not designed or fabricated to be specified and used side by side within the same office. Each product line has unique design features and finish attributes that dictates that they should not be combined together for an order without prior approval and specials coordination by Teknion manufacturing. Under no circumstance should standard catalogue items within these product lines be mixed to create a single office

**Environmental Friendly Finish.**

- Flintwood and Natural Veneers are considered to be controlled wood as defined by Forest Stewardship Council (FSC).
- As a special, a greater level of sustainable forestry (as defined by FSC), can be achieved by purchasing a 100% mixed source credits for Flintwood or veneers.

## listings &amp; application matrices

<div><div></div> Available</div> <div><div></div> Not Available</div>		PANEL SYSTEMS				FREESTANDING SYSTEMS				DESKING SYSTEMS				CASEGOODS				ARCHITECTURAL PRODUCTS									
		LEVERAGE®	T/O/s®	LYFT®	DISTRICT®	ABILITY®	KIOSK	ROUTES	UPSTAGE	EXPANSION® DESKING	EXPANSION® CITYLINE	INTERPRET™	HEIGHT-ADJUSTABLE BENCH	CHRONICLE	DOSSIER®	EMOTE	JOURNAL	LITE WOOD OFFICE	EXPANSION® CASEGOODS	ALTOS®	OPTOS®	FOCUS WALL	POD	TEK VUE	ARCHITECTURAL COMPLEMENTS	WITHIN	AI HEALTCARE
ChromaWood																											
Brickstone	1 D																										
TK Hunter	1 E																										
Herbal	1 F																										
Atmosphere	1 H																										
Blush	1 J																										
Claret	1 K																										
Midnight	1 L																										
Greystone	1 N																										
Soft Gris	1 P																										
Crisp Grey	1 Q																										
Earth	1 R																										
Atrium White	1 S																										
Sand	1 T																										
Anthracite	1 U																										
Edge Trim Style																											
Slim Trim	1																										
Slim Trim FM	A																										
Bullnose Trim	2																										
Straight Trim	6																										
Flat Trim	8																										
Full Knife Trim	F																										
Full Knife	H																										
Aluminum Acrylic																											
Flat	8																										
Full Knife	H																										
Flintwood																											
Bullnose Trim	3																										
Slim Trim	4																										
Waterfall Trim	5																										
Straight Trim	7																										
Flat Trim	9																										
Full Knife	H																										
Flintwood																											
Full Knife	X / K																										
Flat	G																										
Eased	E																										
Natural Veneer																											
Solid Eased Edge	E																										
Solid Full Knife Edge	X																										
Flat Edge	9 / G																										
Full Knife Edge	H																										
Butterfly	B																										
Reed	R																										

Not all the Edge Trim Colors are offered in each edge trim, please refer to the specification software to see the availability by product line.

**Custom Wood** contains the following product lines: Community Table, C+D & Teknion Reception.

**Lite Wood Office** contains the following product lines: Byward & Carrier Desk.



## listings &amp; application matrices

<div><div></div> Available</div> <div><div></div> Not Available</div>		FILING & STORAGE						TABLES, LEARNING & COLLABORATIVE										CUSTOM WOOD		
		LEDGER®	MOUNTED STORAGE	CUSTOM STORAGE	UNIVERSAL OVERHEAD	MODULAR CABINETS	COMPLEMENTS	WORK TABLES	MEETING TABLES	AUDIENCETM BOARDROOM TABLES	AUDIENCETM BOARDROOM STORAGE	EXPANSION® LEARNING	CASUAL TABLES	CLUBTALK	STORAGE	WORK TOOLS	COMMUNITY TABLE	C+D CONFERENCE TABLE	TEKNION RECEPTION	
ChromaWood																				
Brickstone	1 D																			
TK Hunter	1 E																			
Herbal	1 F																			
Atmosphere	1 H																			
Blush	1 J																			
Claret	1 K																			
Midnight	1 L																			
Greystone	1 N																			
Soft Gris	1 P																			
Crisp Grey	1 Q																			
Earth	1 R																			
Atrium White	1 S																			
Sand	1 T																			
Anthracite	1 U																			
Edge Trim Style																				
Slim Trim	1																			
Slim Trim FM	A																			
Bullnose Trim	2																			
Straight Trim	6																			
Flat Trim	8																			
Eased Trim	F																			
Full Knife	H																			
Aluminum Acrylic																				
Flat	8																			
Full Knife	H																			
Flintwood																				
Bullnose Trim	3																			
Slim Trim	4																			
Waterfall Trim	5																			
Straight Trim	7																			
Flat Trim	9																			
Full Knife	H																			
Flintwood																				
Full Knife	X / K																			
Flat	G																			
Eased	E																			
Natural Veneer																				
Solid Eased Edge	E																			
Solid Full Knife Edge	X																			
Flat Edge	9 / G																			
Full Knife Edge	H																			
Butterfly	B																			
Reed	R																			

Not all the Edge Trim Colors are offered in each edge trim, please refer to the specification software to see the availability by product line.

Not all the Edge Trim Colors are offered in each edge trim, please refer to the specification software to see the availability by product line.

**Lite Wood Office** contains the following product lines: Byward & Carrier Desk.

## listings &amp; application matrices



<div><div></div> Available</div> <div><div></div> Not Available</div>		FILING & STORAGE						TABLES, LEARNING & COLLABORATIVE								CUSTOM WOOD			
		LEDGER®	MOUNTED STORAGE	CUSTOM STORAGE	UNIVERSAL OVERHEAD	MODULAR CABINETS	COMPLEMENTS	WORK TABLES	MEETING TABLES	AUDIENCETM BOARDROOM TABLES	AUDIENCETM BOARDROOM STORAGE	EXPANSION® LEARNING	CASUAL TABLES	CLUBTALK	STORAGE	WORK TOOLS	COMMUNITY TABLE	C+D CONFERENCE TABLE	TEKNION RECEPTION
Edge Trim Color																			
Solid																			
Very White	SS																		
Storm White	ST																		
Nevada	NV																		
Latte	UT																		
Evening Stone	DK											1/2							
Granite	JY											1/2							
Black	BL											1/2							
Aluminum Acrylic	SM																		
Atrium White	4G											1/2							
Soft Gris	4H																		
Heather Grey	FK											1/2							
Greystone	4S											1/2							
Crisp Grey	4T											1/2							
Sand	4U											1/2							
Earth	4V											1/2							
Matte Black	4M																		
Signal Red	8M																		
Wood Print																			
Royal Cherry Print	SJ																		
Walnut Cathedralgrain	SZ																		
Espresso Reflect	SW																		
Stainless	SV																		
Ivory Birch	HW																		
Coastal Elm	HX																		
Provincial Oak	HY																		
Mercurial Walnut	4A																		
Java Walnut	4B																		
Urban Walnut	4C																		
Choice Maple	4D																		
Estate Cherry	4E																		
Campus Oak	4F																		
Flax Reflect	4J																		
Pecan Reflect	4K																		
Cocoa Brown Reflect	4N																		
Sycamore Reflect	4P																		
Taupe Crosshatch	4X											1/2							
Light Grey Crosshatch	4Y											1/2							
Dark Grey Crosshatch	4Z											1/2							
Baltic Ply	4L																		

Not all the Edge Trim Colors are offered in each edge trim, please refer to the specification software to see the availability by product line.

\* Available in Straight Trim (6) only.

1/2 Applicable to D 1" & M 1 3/16" worksurfaces only.

## listings &amp; application matrices

<div><div>Available</div><div>Not Available</div></div>		PANEL SYSTEMS				FREESTANDING SYSTEMS				DESKING SYSTEMS				CASEGOODS				ARCHITECTURAL PRODUCTS									
		LEVERAGE®	T/O/s®	LVFT®	DISTRICT®	ABILITY®	KIOSK	ROUTES	UPSTAGE	EXPANSION® DESKING	EXPANSION® CITYLINE	INTERPRET™	HEIGHT-ADJUSTABLE BENCH	CHRONICLE	DOSSIER®	EMOTE	JOURNAL	LITE WOOD OFFICE	EXPANSION® CASEGOODS	ALTOS®	OPTOS®	FOCUS WALL	POD	TEK VUE	ARCHITECTURAL COMPLEMENTS	WITHIN	AI HEALTCARE
Foundation 																											
<i>These powder paint colors are offered on the broadest range of parts, including metal and plastic. Foundation offers: smooth satin, textured satin finishes.</i>																											
Satin/Matte																											
Granite (Satin)		51 / J																							*	▲	
Ebony (Satin)		52 / E																								▲	
Crisp Grey (Matte)		25 / 6																							*	▲	
Soft Gris (Matte)		26 / B																							*	▲	
Sand (Matte)		27 / 3																							*	▲	
Earth (Matte)		28 / 4																							*	▲	
Clay (Matte)		85 / Y																							*	▲	
Atrium White (Matte)		T / 20																							*	▲	
Greystone (Matte)		U / 24																							*	▲	
Textured																											
Storm White		74 / Q																									
Latte		75 / C																									
Espresso		76 / P																									
Foundry Onyx		Z / 23																									
Mica 																											
<i>These powder paint colors are offered on the broadest range of parts, including metal and plastic. Mica offers: smooth satin mica and textured mica finishes. Mica colors are pearlescent colors which visually softens the surface of the metal on which it is applied.</i>																											
Satin																											
Very White (Satin)		83 / V																									
Platinum (Satin)		60 / 7																									
Graphite (Satin)		62 / M																									
Anthracite (Satin)		68 / X																									
Sepia Bronze (Satin)		70 / S																									
Burnished Bronze (Satin)		71 / 2																									
Titanium Grey (Satin)		72 / F																									
Gilded Ash (Satin)		73 / 1																									
Textured																											
Arctic		77 / 8																								◆	



Environmental Friendly Finish.

\* Not available on Mullions.



▲ Only available on structural frame components (post and beam).

◆ AC Coordinate Finish for solid doors soft close arm only.

Custom Wood contains the following product lines: Community Table, C+D &amp; Teknion Reception.

Lite Wood Office contains the following product lines: Byward &amp; Carrier Desk.

## listings &amp; application matrices


<div> <div></div> Available           <div></div> Not Available         </div>		FILING & STORAGE					TABLES, LEARNING & COLLABORATIVE										CUSTOM WOOD		
		LEDGER®	MOUNTED STORAGE	CUSTOM STORAGE	UNIVERSAL OVERHEAD	MODULAR CABINETS	COMPLEMENTS	WORK TABLES	MEETING TABLES	AUDIENCETM BOARDROOM TABLES	AUDIENCETM BOARDROOM STORAGE	EXPANSION® LEARNING	CASUAL TABLES	CLUBTALK	STORAGE	WORK TOOLS	COMMUNITY TABLE	C+D CONFERENCE TABLE	TEKNION RECEPTION
<b>Foundation</b> 																			
<i>These powder paint colors are offered on the broadest range of parts, including metal and plastic. Foundation offers: smooth satin, textured satin finishes.</i>																			
<b>Satin/Matte</b>																			
Granite (Satin)	51 / J																		
Ebony (Satin)	52 / E																		
Crisp Grey (Matte)	25 / 6																		
Soft Gris (Matte)	26 / B																		
Sand (Matte)	27 / 3																		
Earth (Matte)	28 / 4																		
Clay (Matte)	85 / Y																		
Atrium White (Matte)	T / 20																		
Greystone (Matte)	U / 24																		
<b>Textured</b>																			
Storm White	74 / Q																		
Latte	75 / C																		
Espresso	76 / P																		
Foundry Onyx	Z / 23																		
<b>Mica</b> 																			
<i>These powder paint colors are offered on the broadest range of parts, including metal and plastic. Mica offers: smooth satin mica and textured mica finishes. Mica colors are pearlescent colors which visually softens the surface of the metal on which it is applied.</i>																			
<b>Satin/Matte</b>																			
Very White (Satin)	83 / V																		
Platinum (Satin)	60 / 7																		
Graphite (Satin)	62 / M																		
Anthracite (Satin)	68 / X																		
Sepia Bronze (Satin)	70 / S																		
Burnished Bronze (Satin)	71 / 2																		
Titanium Grey (Satin)	72 / F																		
Gilded Ash (Satin)	73 / 1																		
<b>Textured</b>																			
Arctic	77 / 8																		



Environmental Friendly Finish.

## listings &amp; application matrices

<div><div></div> Available</div> <div><div></div> Not Available</div>		PANEL SYSTEMS				FREESTANDING SYSTEMS				DESKING SYSTEMS				CASEGOODS				ARCHITECTURAL PRODUCTS										
		LEVERAGE®	T/O/S®	LYFT®	DISTRICT®	ABILITY®	KIOSK	ROUTES	UPSTAGE	EXPANSION® DESKING	EXPANSION® CITYLINE	INTERPRET™	HEIGHT-ADJUSTABLE BENCH	CHRONICLE	DOSSIER®	EMOTE	JOURNAL	LITE WOOD OFFICE	EXPANSION® CASEGOODS	ALTOS®	OPTOS®	FOCUS WALL	POD	TEK VUE	ARCHITECTURAL COMPLEMENTS	WITHIN	AI HEALTCARE	
Accent																												
Satin																												
Atmosphere (Satin)	C J																							*				
Blue Sage	9 8																							*				
Blush (Satin)	C K																							*				
Brickstone (Satin)	1 8																							*				
Butternut	1 4																							*				
Herbal (Satin)	C P																							*				
Ink Blue (Satin)	1 7																							*				
Signal Red	9 7																							*				
Soft Gold (Satin)	C Q																							*				
TK Hunter (Satin)	1 V																							*				
TK Radioactive (Satin)	1 W																							*				
TK Sunburst (Satin)	1 X																							*				
Painted																												
Wet painted colors are a smooth satin finish that are selected to coordinate with the Fascia Laminate finishes, offering a broad range of color options.																												
Latte	B C																											
Espresso	B P																											
Storm White	B H																											
Translucent																												
Translucent materials are offered in standard clear, standard frost, ribbed clear, ribbed frost, providing varying degrees of transparency.																												
Standard Clear	C L																											
Standard Frost	8 / F T																											
Ribbed Textured	C G																											
Solid Surface																												
Silver Grey	M H																											
Elegant Gray	M M																											
Glacier White	M V																											

-  Environmental Friendly Finish.
- Powder paint, emits no VOC's (Volatile Organic Compounds) during manufacturing and at the end user.
  - Teknion's Powder Coating is highly efficient by using the following processes, a closed loop system, a reclaim process to coat hidden components and a reformulation of waste powder to coat drawer bodies.
- \* Not available on Mullions.

**Custom Wood** contains the following product lines: Community Table, C+D & Teknion Reception.

**Lite Wood Office** contains the following product lines: Byward & Carrier Desk.

## listings &amp; application matrices

<div><div></div> Available</div> <div><div></div> Not Available</div>		FILING & STORAGE						TABLES, LEARNING & COLLABORATIVE								CUSTOM WOOD			
		LEDGER®	MOUNTED STORAGE	CUSTOM STORAGE	UNIVERSAL OVERHEAD	MODULAR CABINETS	COMPLEMENTS	WORK TABLES	MEETING TABLES	AUDIENCETM BOARDROOM TABLES	AUDIENCETM BOARDROOM STORAGE	EXPANSION® LEARNING	CASUAL TABLES	CLUBTALK	STORAGE	WORK TOOLS	COMMUNITY TABLE	C+D CONFERENCE TABLE	TEKNION RECEPTION
Accent																			
Satin																			
Atmosphere (Satin)	C J																		
Blue Sage	9 8																		
Blush (Satin)	C K																		
Brickstone (Satin)	1 8																		
Butternut	1 4																		
Herbal (Satin)	C P																		
Ink Blue (Satin)	1 7																		
Signal Red	9 7																		
Soft Gold (Satin)	C Q																		
TK Hunter (Satin)	1 V																		
TK Radioactive (Satin)	1 W																		
TK Sunburst (Satin)	1 X																		
Painted																			
Wet painted colors are a smooth satin finish that are selected to coordinate with the Fascia Laminate finishes, offering a broad range of color options.																			
Latte	B C																		
Espresso	B P																		
Storm White	B H																		
Translucent																			
Translucent materials are offered in standard clear, standard frost, ribbed clear, ribbed frost, providing varying degrees of transparency.																			
Standard Clear	C L																		
Standard Frost	8 / F T																		
Ribbed Textured	C G																		
Solid Surface																			
Silver Grey	M H																		
Elegant Gray	M M																		
Glacier White	M V																		



Environmental Friendly Finish.

- Powder paint, emits no VOC's (Volatile Organic Compounds) during manufacturing and at the end user.
- Teknion's Powder Coating is highly efficient by using the following processes, a closed loop system, a reclaim process to coat hidden components and a reformulation of waste powder to coat drawer bodies.

listings & application matrices

<div><div></div> Available</div> <div><div></div> Not Available</div>		PANEL SYSTEMS			FREESTANDING SYSTEMS			DESKING SYSTEMS			CASEGOODS			ARCHITECTURAL PRODUCTS												
		LEVERAGE®	T/O/s®	LYFT®	DISTRICT®	ABILITY®	KIOSK	ROUTES	UPSTAGE	EXPANSION® DESKING	EXPANSION® CITYLINE	INTERPRET™	HEIGHT-ADJUSTABLE BENCH	CHRONICLE	DOSSIER®	EMOTE	JOURNAL	LITE WOOD OFFICE	EXPANSION® CASEGOODS	ALTOS®	OPTOS®	FOCUS WALL	POD	TEK VUE	ARCHITECTURAL COMPLEMENTS	WITHIN
Metal Paint																										
Atmosphere	C J																									
Blush	C K																									
Herbal	C P																									
Soft Gold	C Q																									
Painted Surface																										
Anthracite																										
Graphite																										
Gilded Ash																										
Titanium Grey																										
Sepia Bronze																										
Burnished Bronze																										
Atrium White																										
Anodized																										
Anodized finish colors provide a natural metal look and are selected to coordinate with the Fascia Laminate finishes, offering a broad range of color options.																										
Clear	A C																									
Architectural Metal Elements																										
Metal elements are embossed and perforated patterns that can be finished in Teknion’s Foundation or Mica colors.																										
Embossed Dot Solo E1 / E3 / 401																										
Embossed Large Dot 402																										
Embossed Square Solo E1 / 201																										
Embossed Square Collective E2 / 202																										
Embossed Louvered Solo 305																										
Perforated Dot Solo P1 / 403																										
Perforated Square Solo P1 / 204																										
Perforated Square Collective P2 / 203																										
Perforated Holes 601																										
Solid N																										
Fully Perforated D8																										
Embossed Square																										

↑ ↑  
Frame only

Custom Wood contains the following product lines: Community Table, C+D & Teknion Reception.  
Lite Wood Office contains the following product lines: Byward & Carrier Desk.  
▲ Applicable to the Byward only



## listings &amp; application matrices

<div><div></div> Available</div> <div><div></div> Not Available</div>	FILING & STORAGE						TABLES, LEARNING & COLLABORATIVE										CUSTOM WOOD		
	LEDGER®	MOUNTED STORAGE	CUSTOM STORAGE	UNIVERSAL OVERHEAD	MODULAR CABINETS	COMPLEMENTS	WORK TABLES	MEETING TABLES	AUDIENCETM BOARDROOM TABLES	AUDIENCETM BOARDROOM STORAGE	EXPANSION® LEARNING	CASUAL TABLES	CLUBTALK	STORAGE	WORK TOOLS	COMMUNITY TABLE	C+D CONFERENCE TABLE	TEKNION RECEPTION	
Metal Paint																			
Atmosphere	C J																		
Blush	C K																		
Herbal	C P																		
Soft Gold	C Q																		
Painted Surface																			
Anthracite																			
Graphite																			
Gilded Ash																			
Titanium Grey																			
Sepia Bronze																			
Burnished Bronze																			
Atrium White																			
Anodized																			
Anodized finish colors provide a natural metal look and are selected to coordinate with the Fascia Laminate finishes, offering a broad range of color options.																			
Clear	A C																		
Architectural Metal Elements																			
Metal elements are embossed and perforated patterns that can be finished in Teknion’s Foundation or Mica colors.																			
Embossed Dot Solo E1/E3/401																			
Embossed Large Dot 402																			
Embossed Square Solo E1/201																			
Embossed Square Collective E2/202																			
Embossed Louvered Solo 305																			
Perforated Dot Solo P1/403																			
Perforated Square Solo P1/204																			
Perforated Square Collective P2/203																			
Perforated Holes 601																			
Solid N																			
Fully Perforated D8																			
Embossed Square																			

## listings &amp; application matrices

<div><div>Available</div><div>Not Available</div></div>		PANEL SYSTEMS				FREESTANDING SYSTEMS			DESKING SYSTEMS			CASEGOODS					ARCHITECTURAL PRODUCTS										
		LEVERAGE®	T/O/s®	LYFT®	DISTRICT®	ABILITY®	KIOSK	ROUTES	UPSTAGE	EXPANSION® DESKING	EXPANSION® CITYLINE	INTERPRET™	HEIGHT-ADJUSTABLE BENCH	CHRONICLE	DOSSIER®	EMOTE	JOURNAL	LITE WOOD OFFICE	EXPANSION® CASEGOODS	ALTOS®	OPTOS®	FOCUS WALL	POD	TEK VUE	ARCHITECTURAL COMPLEMENTS	WITHIN	AI HEALTCARE
Standard Glass																											
Clear (5 and CL) Standard Glass is a clear tempered glass.																											
Clear	A5 / CL																										
Frost (6) Standard Glass is a sandblasted tempered glass.																											
Frost	6																										
Frost (FT) Standard Glass is an etched tempered glass.																											
Frost	FT																										
Satin (FB) Standard Glass is a double sided etched tempered glass.																											
Satin	FB																										
Ceramic Frit	FA																										
Low Iron																											
Clear	LA																										
Frost	LB																										
Architectural Glass																											
Architectural patterns offer geometric motifs in a combination of clear and frost sandblasted tempered glass.																											
Dot Solo	1 / 4 0 1																										
Square Solo	1 / 2 0 1																										
Square Collective	2																										
Louvered	A4 / 4 / 3 0 4																										
Frosted Square Solo	A7																										
Frosted Square Collective	A9																										
Speciality Glass Laminated																											
Speciality Glass is Laminated glass.																											
Frost																											
65% White	A6																										
80% Cool White	G5																										
Grade 7																											
Polar White (Prev. Pure White)	H3																										

**Custom Wood** contains the following product lines: Community Table, C+D & Teknion Reception.

**Lite Wood Office** contains the following product lines: Byward & Carrier Desk.

## listings &amp; application matrices

<div><div></div> Available</div> <div><div></div> Not Available</div>		FILING & STORAGE					TABLES, LEARNING & COLLABORATIVE										CUSTOM WOOD		
		LEDGER®	MOUNTED STORAGE	CUSTOM STORAGE	UNIVERSAL OVERHEAD	MODULAR CABINETS	COMPLEMENTS	WORK TABLES	MEETING TABLES	AUDIENCETM BOARDROOM TABLES	AUDIENCETM BOARDROOM STORAGE	EXPANSION® LEARNING	CASUAL TABLES	CLUBTALK	STORAGE	WORK TOOLS	COMMUNITY TABLE	C+D CONFERENCE TABLE	TEKNION RECEPTION
Standard Glass																			
Clear (5 and CL) Standard Glass is a clear tempered glass.																			
Clear	A 5 / CL																		
Frost (6) Standard Glass is a sandblasted tempered glass.																			
Frost	6																		
Frost (FT) Standard Glass is an etched tempered glass.																			
Frost	FT																		
Satin (FB) Standard Glass is a double sided etched tempered glass.																			
Satin	FB																		
Ceramic Frit	FA																		
Low Iron																			
Clear	LA																		
Frost	LB																		
Architectural Glass																			
Architectural patterns offer geometric motifs in a combination of clear and frost sandblasted tempered glass.																			
Dot Solo	1 / 4 0 1																		
Square Solo	1 / 2 0 1																		
Square Collective	2																		
Louvered	A 4 / 4 / 3 0 4																		
Frosted Square Solo	A 7																		
Frosted Square Collective	A 9																		
Speciality Glass Laminated																			
Speciality Glass is Laminated glass.																			
Frost																			
65% White	A 6																		
80% Cool White	G 5																		
Grade 7																			
Polar White (Prev. Pure White)	H 3																		

## listings &amp; application matrices

<div><div></div> Available</div> <div><div></div> Not Available</div>		PANEL SYSTEMS				FREESTANDING SYSTEMS				DESKING SYSTEMS				CASEGOODS				ARCHITECTURAL PRODUCTS									
		LEVERAGE®	T/O/s®	LYFT®	DISTRICT®	ABILITY®	KIOSK	ROUTES	UPSTAGE	EXPANSION® DESKING	EXPANSION® CITYLINE	INTERPRET™	HEIGHT-ADJUSTABLE BENCH	CHRONICLE	DOSSIER®	EMOTE	JOURNAL	LITE WOOD OFFICE	EXPANSION® CASEGOODS	ALTOS®	OPTOS®	FOCUS WALL	POD	TEK VUE	ARCHITECTURAL COMPLEMENTS	WITHIN	AI HEALTCARE
Back-Painted Glass																											
Storm White	K1																										
Very White	K7																										
Graphic Steel	K8																										
Gris	J6																										
Crisp Grey	B1																										
Sand	B2																										
Earth	B3																										
Sepia Bronze	B5																										
Burnished Bronze	B6																										
Graphite	B7																										
Titanium Grey	B8																										
Anthracite	BQ																										
Back-Painted Glass (Accent color match)																											
Blush	HS																										
Herbal	HT																										
Blue Sage	HU																										
Atmosphere	HV																										
Soft Gold	HZ																										
Specialty Glass Skyline Design																											
Single-Sided																											
AR – 105	T1																			*	*						
AR – 107	T2																			*	*						
AR – 110	T3																			*	*						
Weaves + Textures, Purl – Option A	T4																			*	*						
Weaves + Textures, Challis – Option A	T5																			*	*						
Double-Sided																											
Light + Shadow, Briteline – Option L	T6																			*	*						
Light + Shadow, Cascade – Option L	T7																			*	*						
Weaves + Textures, Challis – Option C	T8																			*	*						
Weaves + Textures, Sateen – Option C	T9																			*	*						

\* Patterns have been pre approved, please contact Specials for pricing.

**Custom Wood** contains the following product lines: Community Table, C+D & Teknion Reception.

**Lite Wood Office** contains the following product lines: Byward & Carrier Desk.

## listings &amp; application matrices

<div><div></div> Available</div> <div><div></div> Not Available</div>		FILING & STORAGE						TABLES, LEARNING & COLLABORATIVE									CUSTOM WOOD		
		LEDGER®	MOUNTED STORAGE	CUSTOM STORAGE	UNIVERSAL OVERHEAD	MODULAR CABINETS	COMPLEMENTS	WORK TABLES	MEETING TABLES	AUDIENCETM BOARDROOM TABLES	AUDIENCETM BOARDROOM STORAGE	EXPANSION® LEARNING	CASUAL TABLES	CLUBTALK	STORAGE	WORK TOOLS	COMMUNITY TABLE	C+D CONFERENCE TABLE	TEKNION RECEPTION
Back-Painted Glass																			
Storm White	K1																		
Very White	K7																		
Graphic Steel	K8																		
Gris	J6																		
Crisp Grey	B1																		
Sand	B2																		
Earth	B3																		
Sepia Bronze	B5																		
Burnished Bronze	B6																		
Graphite	B7																		
Titanium Grey	B8																		
Anthracite	BQ																		
Back-Painted Glass (Accent color match)																			
Blush	HS																		
Herbal	HT																		
Blue Sage	HU																		
Atmosphere	HV																		
Soft Gold	HZ																		
Specialty Glass Skyline Design																			
Single-Sided																			
AR – 105	T1																		
AR – 107	T2																		
AR – 110	T3																		
Weaves + Textures, Purl – Option A	T4																		
Weaves + Textures, Challis – Option A	T5																		
Double-Sided																			
Light + Shadow, Briteline – Option L	T6																		
Light + Shadow, Cascade – Option L	T7																		
Weaves + Textures, Challis – Option C	T8																		
Weaves + Textures, Sateen – Option C	T9																		

## listings &amp; application matrices

		PANEL SYSTEMS				FREESTANDING SYSTEMS				DESKING SYSTEMS				CASEGOODS				ARCHITECTURAL PRODUCTS									
		LEVERAGE®	T/O/s®	LYFT®	DISTRICT®	ABILITY®	KIOSK	ROUTES	UPSTAGE	EXPANSION® DESKING	EXPANSION® CITYLINE	INTERPRET™	HEIGHT-ADJUSTABLE BENCH	CHRONICLE	DOSSIER®	EMOTE	JOURNAL	LITE WOOD OFFICE	EXPANSION® CASEGOODS	ALTOS®	OPTOS®	FOCUS WALL	POD	TEK VUE	ARCHITECTURAL COMPLEMENTS	WITHIN	AI HEALT CARE
Felt																											
Loft																											
Carbon	RB11																										
Umber	RB12																										
Carrara	RB13																										
Shale	RB14																										
Smooth Felt																											
Pewter	R5																										
Lunar	R6																										
Admiral Blue	QR																										
Sumac	QS																										
River Rock	QT																										
Knit Linx (Screens)																											
Cool Grey	K440																										
Pewter	K441																										
Warm Grey	K442																										
Shale	K443																										
Citrine	K444																										
Sage	K445																										
Brook	K446																										
Poppy	K447																										
Apricot	K448																										
Evergreen	K449																										
Midnight	K450																										
Pomegranate	K451																										
Natural Wool (Screens)																											
Silver Grey	A117																										
Charcoal Grey	A118																										

**Custom Wood** contains the following product lines: Community Table, C+D & Teknion Reception.

**Lite Wood Office** contains the following product lines: Byward & Carrier Desk.

## listings &amp; application matrices

<div> <div></div> Available           <div></div> Not Available         </div>		FILING & STORAGE					TABLES, LEARNING & COLLABORATIVE										CUSTOM WOOD		
		LEDGER®	MOUNTED STORAGE	CUSTOM STORAGE	UNIVERSAL OVERHEAD	MODULAR CABINETS	COMPLEMENTS	WORK TABLES	MEETING TABLES	AUDIENCETM BOARDROOM TABLES	AUDIENCETM BOARDROOM STORAGE	EXPANSION® LEARNING	CASUAL TABLES	CLUBTALK	STORAGE	WORK TOOLS	COMMUNITY TABLE	C+D CONFERENCE TABLE	TEKNION RECEPTION
<b>Felt</b>																			
<b>Loft</b>																			
Carbon	RB 11																		
Umber	RB 12																		
Carrara	RB 13																		
Shale	RB 14																		
<b>Smooth Felt</b>																			
Pewter	R 5																		
Lunar	R 6																		
Admiral Blue	QR																		
Sumac	QS																		
River Rock	QT																		
<b>Knit Linx (Screens)</b>																			
Cool Grey	K 4 4 0																		
Pewter	K 4 4 1																		
Warm Grey	K 4 4 2																		
Shale	K 4 4 3																		
Citrine	K 4 4 4																		
Sage	K 4 4 5																		
Brook	K 4 4 6																		
Poppy	K 4 4 7																		
Apricot	K 4 4 8																		
Evergreen	K 4 4 9																		
Midnight	K 4 5 0																		
Pomegranate	K 4 5 1																		
<b>Natural Wool (Screens)</b>																			
Silver Grey	A 1 1 7																		
Charcoal Grey	A 1 1 8																		