

bevy pedestal work tables

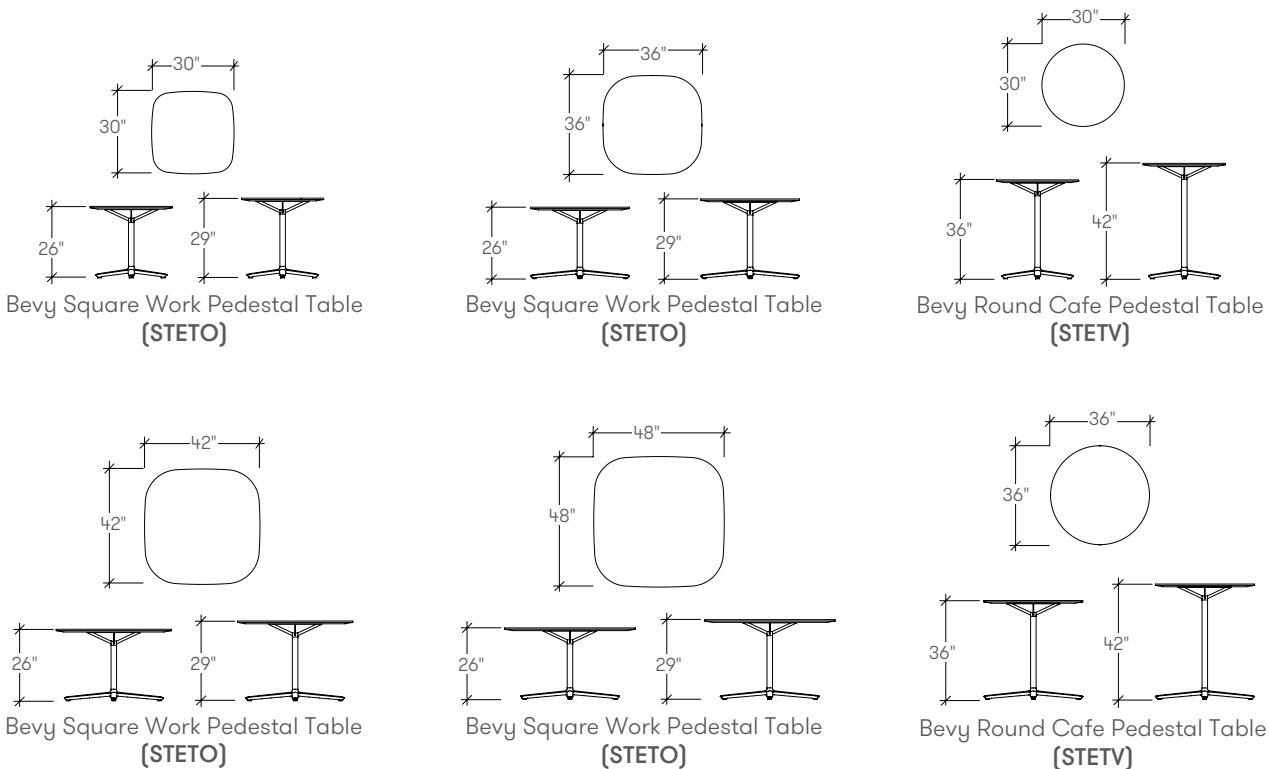
features

Bevy is a dynamic table platform that enables endless configuration. Various heights and sizes give people the ability to work in countless ways in any space. Bevy tables fill many different scenarios and spaces. From occasional and coffee tables; cafe, work and personal task tables; to small and larger conference environments, Bevy can be used anywhere. By addressing the diverse needs of various spaces, Bevy allows people to choose how and where they work.



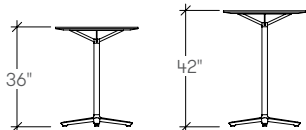
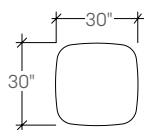
dimensions

- Meets ANSI/BIFMA X5.5

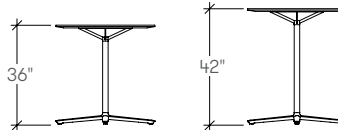
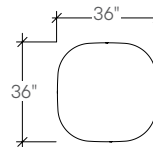


bevy pedestal work tables

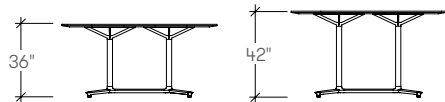
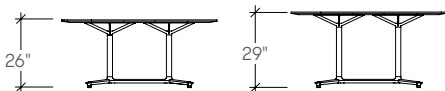
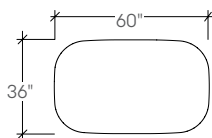
dimensions



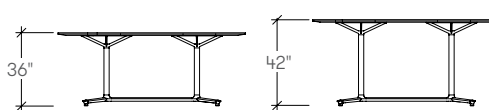
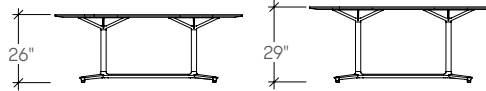
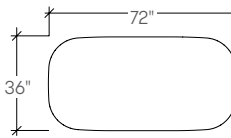
Bevy Square Cafe Pedestal Table
(STETH)



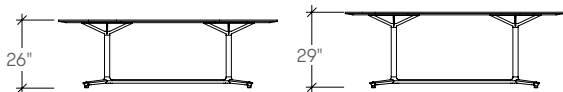
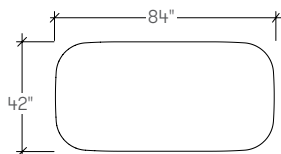
Bevy Square Cafe Pedestal Table
(STETH)



Bevy Rectangular Work Y Pedestal Table
(STETK)





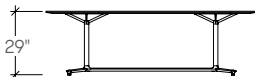
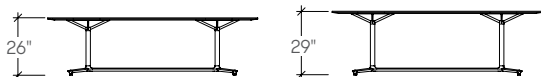
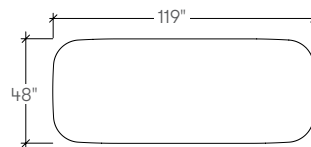
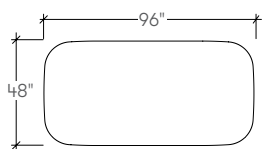
Bevy Rectangular Work Y Pedestal Table
(STETK)



Bevy Rectangular Work Y Pedestal Table
(STETK)

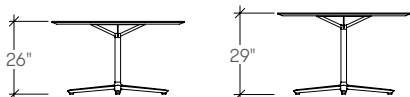
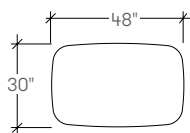
bevy pedestal work tables

dimensions

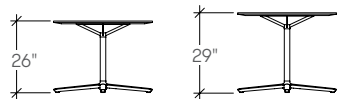
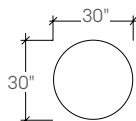


Bevy Rectangular Conference Y Pedestal Table
(STETL)

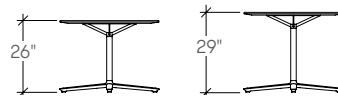
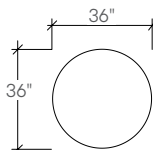
Bevy Rectangular Conference Y Pedestal Table
(STETL)



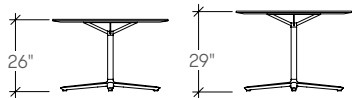
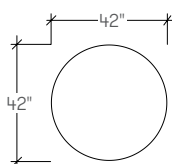
Bevy Booth Pedestal Table
(STETB)



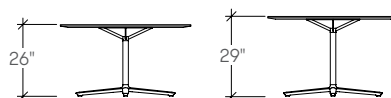
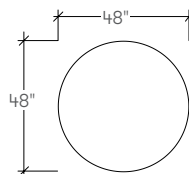
Bevy Round Work Pedestal Table
(STETW)



Bevy Round Work Pedestal Table
(STETW)



Bevy Round Work Pedestal Table
(STETW)

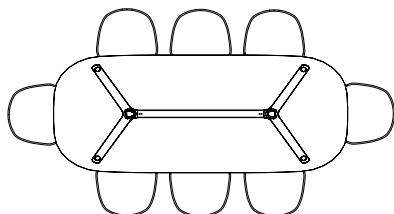


Bevy Round Work Pedestal Table
(STETW)

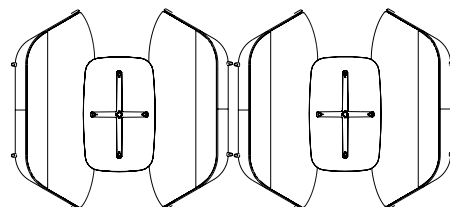
bevy pedestal work tables

planning

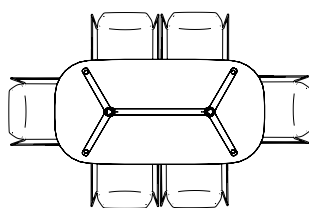
Bevy enables personalization within every configuration through Studio TK's finishes program. Base finishes, including polished aluminum and powder-coat colors, achieve true customization and durability in high-use areas like cafés and dining spaces. Several top sizes in different top surface finishes create an array of choice. A substantial frame under-structure allows for easy wire management, along with providing strength and stability.



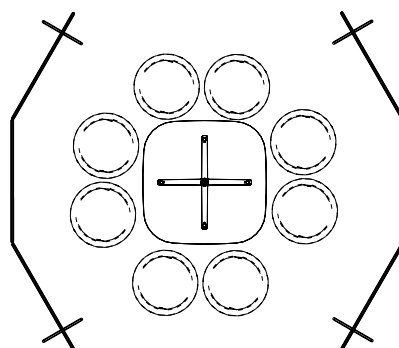
119" x 48" Pedestal Work Table,
Y-Leg Base, 29" High



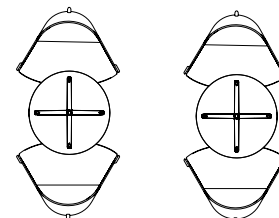
48" x 30" Pedestal Work Table,
Booth Base, 29" High



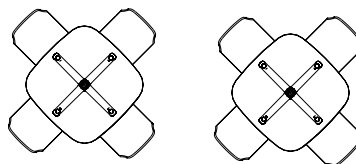
72" x 36" Pedestal Work Table,
Y-Leg Base, 29" High



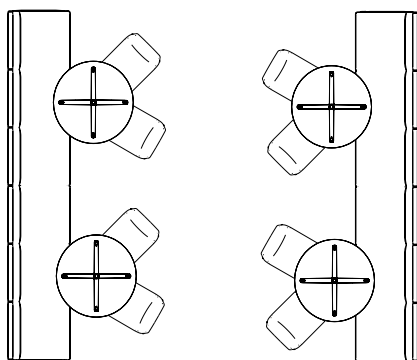
48" x 48" Pedestal Work Table,
Y-Leg Base, 26" High



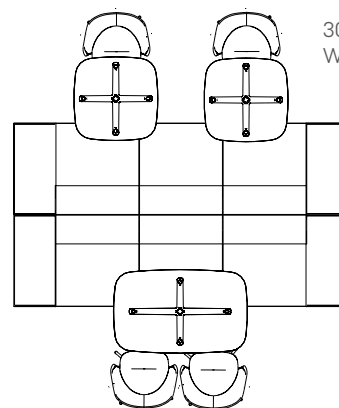
36" Round Pedestal Work
Table, 29" High



36" x 36" Pedestal Work Table,
Booth Base, 29" High



36" Round Pedestal Work
Table, 29" High



48" x 30" Pedestal Work Table,
29" High

30" x 30" Pedestal
Work Table, 29" High

specification example

Bevy permits a wide range of combinations that vary dependent of the configuration specified. The following demonstrates the order that must be selected.



When a cut out is specified on Bevy Tables a cable manager will be included to route power down the table leg.

POWER UNITS SOLD SEPARATELY

Steps involved in specifying Bevy Work Tables	Example:
Select configuration	STETK
Select top size	STETKG
Select height	STETKG26
Select power cut out	STETKG26N
Select top surface finish	STETKG26NMV
Select base finish	STETKG26NMVC9

STETW bevy round work pedestal table

Product Options

Top Size	Height	Power Cut Out	Surface Finish	Edge Trim Style	Base Finish
B 30" Dia / 76cm	26 26" / 66cm	N No Cut Out	Studio Foundation Laminate	G Flat Edge	C9 Polished Aluminum
C 36" Dia / 91cm	29 29" / 74cm	D Power Cut Out for Single Round Power Bump	Grade 2 Laminate	H Knife Edge	Fundamental Paint
D 42" Dia / 107cm			Studio Veneer		Fashion Paint
E 48" Dia / 122cm			Solid Surface		
			Glass		

Note The column of the Bevy pedestal table is chromed steel to match the polished aluminum base finish option
 For Power Cut Out for Single Round Power Bump (D), add \$25 for Laminate and Veneer top surfaces
 add \$50 for Solid Surface and Glass top surfaces

For Polished Aluminum, add \$0
 For Fundamental Paint, add \$45
 For Fashion Paint, add \$70
 Laminate and Veneer tops always feature a Knife Edge
 Glass and Solid Surface tops always feature a Flat Edge
 POWER UNITS SOLD SEPARATELY

Price

		Studio Foundation Laminate	Grade 2 Laminate	Studio Veneer	Solid Surface	Glass
	B 30" Dia x 26" High / 91cm x 66cm, Without Cut Out	1700	1779	2315	3281	3619
	B 30" Dia x 29" High / 91cm x 74cm, Without Cut Out	1728	1806	2342	3333	3671
	C 36" Dia x 26" High / 91cm x 66cm, Without Cut Out	1783	1949	3086	3771	4037
	C 36" Dia x 29" High / 91cm x 74cm, Without Cut Out	1810	1975	3112	3824	4092
	D 42" Dia x 26" High / 107cm x 66cm, Without Cut Out	1995	2160	3365	4191	4458
	D 42" Dia x 29" High / 107cm x 74cm, Without Cut Out	2021	2187	3391	4247	4512
	E 48" Dia x 26" High / 122cm x 66cm, Without Cut Out	2203	2369	3575	4680	4946
	E 48" Dia x 29" High / 122cm x 74cm, Without Cut Out	2231	2397	3602	4734	5000

STETO bevy square work pedestal table

Product Options

Top Size	Height	Power Cut Out	Surface Finish	Edge Trim Style	Base Finish
B 30" w x 30" d / 76cm x 76cm	26 26" / 66cm	N No Cut Out	Studio Foundation Laminate	G Flat Edge	C9 Polished Aluminum
C 36" w x 36" d / 91cm x 91cm	29 29" / 74cm	D Power Cut Out for Single Round Power Bump	Grade 2 Laminate	H Knife Edge	Fundamental Paint
D 42" w x 42" d / 107cm x 107cm			Studio Veneer		Fashion Paint
E 48" w x 48" d / 122cm x 122cm			Solid Surface		
			Glass		

Note The column of the Bevy pedestal table is chromed steel to match the polished aluminum base finish option
 For Power Cut Out for Single Round Power Bump (D), add \$25 for Laminate and Veneer top surfaces
 add \$50 for Solid Surface and Glass top surfaces

For Polished Aluminum, add \$0

For Fundamental Paint, add \$45

For Fashion Paint, add \$70

Laminate and Veneer tops always feature a Knife Edge

Glass and Solid Surface tops always feature a Flat Edge

POWER UNITS SOLD SEPARATELY

Price



B 30" w x 30" d x 26" h / 76cm x 66cm, Without Cut Out

B 30" w x 30" d x 29" h / 76cm x 74cm, Without Cut Out



C 36" w x 36" d x 26" h / 91cm x 66cm, Without Cut Out

C 36" w x 36" d x 29" h / 91cm x 74cm, Without Cut Out

D 42" w x 42" d x 26" h / 107cm x 66cm, Without Cut Out

D 42" w x 42" d x 29" h / 107cm x 74cm, Without Cut Out

E 48" w x 48" d x 26" h / 122cm x 66cm, Without Cut Out

E 48" w x 48" d x 29" h / 122cm x 74cm, Without Cut Out

	Studio Foundation Laminate	Grade 2 Laminate	Studio Veneer	Solid Surface	Glass
B 30" w x 30" d x 26" h / 76cm x 66cm, Without Cut Out	1700	1779	2315	3281	3619
B 30" w x 30" d x 29" h / 76cm x 74cm, Without Cut Out	1728	1806	2342	3333	3671
C 36" w x 36" d x 26" h / 91cm x 66cm, Without Cut Out	1783	1949	3086	3771	4037
C 36" w x 36" d x 29" h / 91cm x 74cm, Without Cut Out	1810	1975	3112	3824	4092
D 42" w x 42" d x 26" h / 107cm x 66cm, Without Cut Out	1995	2160	3365	4191	4458
D 42" w x 42" d x 29" h / 107cm x 74cm, Without Cut Out	2021	2187	3391	4247	4512
E 48" w x 48" d x 26" h / 122cm x 66cm, Without Cut Out	2203	2369	3575	4680	4946
E 48" w x 48" d x 29" h / 122cm x 74cm, Without Cut Out	2231	2397	3602	4734	5000

STETV bevy round cafe pedestal table

Product Options

Top Size	Height	Power Cut Out	Surface Finish	Edge Trim Style	Base Finish
B 30" Dia / 76cm	36 36" / 91cm	N No Cut Out	Studio Foundation Laminate	G Flat Edge	C9 Polished Aluminum
C 36" Dia / 91cm	42 42" / 107cm	D Power Cut Out for Single Round Power Bump	Grade 2 Laminate Studio Veneer Solid Surface Glass	H Knife Edge	Fundamental Paint Fashion Paint

Note The column of the Bevy pedestal table is chromed steel to match the polished aluminum base finish option
 For Power Cut Out for Single Round Power Bump (D), add \$25 for Laminate and Veneer top surfaces
 add \$50 for Solid Surface and Glass top surfaces


For Polished Aluminum, add \$0
 For Fundamental Paint, add \$45
 For Fashion Paint, add \$70
 Laminate and Veneer tops always feature a Knife Edge
 Glass and Solid Surface tops always feature a Flat Edge
POWER UNITS SOLD SEPARATELY

Price



B 30" Dia x 36" High / 76cm x 91cm, Without Cut Out
 B 30" Dia x 42" High / 76cm x 107cm, Without Cut Out

	Studio Foundation Laminate	Grade 2 Laminate	Studio Veneer	Solid Surface	Glass
B 30" Dia x 36" High / 76cm x 91cm, Without Cut Out	1841	1919	2526	3388	3723
B 30" Dia x 42" High / 76cm x 107cm, Without Cut Out	1867	1946	2552	3440	3776



C 36" Dia x 36" High / 91cm x 91cm, Without Cut Out
 C 36" Dia x 42" High / 91cm x 107cm, Without Cut Out

	Studio Foundation Laminate	Grade 2 Laminate	Studio Veneer	Solid Surface	Glass
C 36" Dia x 36" High / 91cm x 91cm, Without Cut Out	1995	2159	3295	3911	4178
C 36" Dia x 42" High / 91cm x 107cm, Without Cut Out	2021	2185	3322	3964	4230

STETH bevy square cafe pedestal table

Product Options

Top Size	Height	Power Cut Out	Surface Finish	Edge Trim Style	Base Finish
B 30" w x 30" d / 76cm x 76cm	36 36" / 91cm	N No Cut Out	Studio Foundation Laminate	G Flat Edge	C9 Polished Aluminum
C 36" w x 36" d / 91cm x 91cm	42 42" / 107cm	D Power Cut Out for Single Round Power Bump	Grade 2 Laminate Studio Veneer Solid Surface Glass		Fundamental Paint Fashion Paint

Note The column of the Bevy pedestal table is chromed steel to match the polished aluminum base finish option
 For Power Cut Out for Single Round Power Bump (D), add \$25 for Laminate and Veneer top surfaces
 add \$50 for Solid Surface and Glass top surfaces

For Polished Aluminum, add \$0
 For Fundamental Paint, add \$45
 For Fashion Paint, add \$70
 Laminate and Veneer tops always feature a Knife Edge
 Glass and Solid Surface tops always feature a Flat Edge
POWER UNITS SOLD SEPARATELY

Price



B 30" w x 30" d x 36" h / 76cm x 76cm x 91cm, Without Cut Out
 B 30" w x 30" d x 42" h / 76cm x 76cm x 107cm, Without Cut Out

	Studio Foundation Laminate	Grade 2 Laminate	Studio Veneer	Solid Surface	Glass
B 30" w x 30" d x 36" h / 76cm x 76cm x 91cm, Without Cut Out	1841	1919	2526	3388	3723
B 30" w x 30" d x 42" h / 76cm x 76cm x 107cm, Without Cut Out	1867	1946	2552	3440	3776



C 36" w x 36" d x 36" h / 91cm x 91cm x 91cm, Without Cut Out
 C 36" w x 36" d x 42" h / 91cm x 91cm x 107cm, Without Cut Out

	Studio Foundation Laminate	Grade 2 Laminate	Studio Veneer	Solid Surface	Glass
C 36" w x 36" d x 36" h / 91cm x 91cm x 91cm, Without Cut Out	1995	2159	3295	3911	4178
C 36" w x 36" d x 42" h / 91cm x 91cm x 107cm, Without Cut Out	2021	2185	3322	3964	4230

STETB bevy booth pedestal table

Product Options

Top Size	Height	Power Cut Out	Surface Finish	Edge Trim Style	Base Finish
F 48" Wide x 30" Deep / 122cm x 76cm	26 26" / 66cm	N No Cut Out	Studio Foundation Laminate	G Flat Edge	C9 Polished Aluminum Fundamental Paint Fashion Paint
	29 29" / 74cm	D Power Cut Out for Single Round Power Bump	Grade 2 Laminate Studio Veneer Solid Surface Glass	H Knife Edge	

Note The column of the Bevy pedestal table is chromed steel to match the polished aluminum base finish option
 For Power Cut Out for Single Round Power Bump (D), add \$25 for Laminate and Veneer top surfaces
 add \$50 for Solid Surface and Glass top surfaces

For Polished Aluminum, add \$0

For Fundamental Paint, add \$45

For Fashion Paint, add \$70

Laminate and Veneer tops always feature a Knife Edge

Glass and Solid Surface tops always feature a Flat Edge

POWER UNITS SOLD SEPARATELY

Price



F 48" w x 30" d x 26" h / 122cm x 76cm x 66cm, Without Cut Out

F 48" w x 30" d x 29" h / 122cm x 76cm x 74cm, Without Cut Out

	Studio Foundation Laminate	Grade 2 Laminate	Studio Veneer	Solid Surface	Glass
F 48" w x 30" d x 26" h / 122cm x 76cm x 66cm, Without Cut Out	1911	2015	3099	3407	3884
F 48" w x 30" d x 29" h / 122cm x 76cm x 74cm, Without Cut Out	1936	2040	3126	3461	3936



STETK bevy rectangular work y pedestal table

Product Options

Top Size	Height	Power Cut Out	Surface Finish	Edge Trim Style	Base Finish
G 60" Wide x 36" Deep / 152cm x 91cm	26 26" / 66cm	N No Cut Out	Studio Foundation Laminate	G Flat Edge	C9 Polished Aluminum Fundamental Paint Fashion Paint
	29 29" / 74cm	E Power Cut Out for Dual Round Power Bump	Grade 2 Laminate	H Knife Edge	
H 72" Wide x 36" Deep / 183cm x 91cm	36 36" / 91cm	Z Power Cut Out for Dual Rectangular Power Core	Studio Veneer		
	42 42" / 107cm		Solid Surface		
K 84" Wide x 42" Deep / 213cm x 107cm			Glass		

Note The column of the Bevy pedestal table is chromed steel to match the polished aluminum base finish option
 For Power Cut Out for Dual Round Power Bump (D), add \$50
 For Power Cut Out for Dual Rectangular Power Core (Z), add \$50
 Back-Painted Glass is only available for 60"w x 36"d (G) and 72"w x 36"d (H) top sizes
 For Polished Aluminum, add \$0
 For Fundamental Paint, add \$45
 For Fashion Paint, add \$70
 Laminate and Veneer tops always feature a Knife Edge
 Glass and Solid Surface tops always feature a Flat Edge
POWER UNITS SOLD SEPARATELY

Price



- G** 60" w x 36" d x 26" h / 152cm x 91cm x 66cm, No Cut Out
- G** 60" w x 36" d x 29" h / 152cm x 91cm x 74cm, No Cut Out
- G** 60" w x 36" d x 36" h / 152cm x 91cm x 91cm, No Cut Out
- G** 60" w x 36" d x 42" h / 152cm x 91cm x 107cm, No Cut Out



- H** 72" w x 36" d x 26" h / 183cm x 91cm x 66cm, No Cut Out
- H** 72" w x 36" d x 29" h / 183cm x 91cm x 74cm, No Cut Out
- H** 72" w x 36" d x 36" h / 183cm x 91cm x 91cm, No Cut Out
- H** 72" w x 36" d x 42" h / 183cm x 91cm x 107cm, No Cut Out

- K** 84" w x 42" d x 26" h / 213cm x 107cm x 66cm, No Cut Out
- K** 84" w x 42" d x 29" h / 213cm x 107cm x 74cm, No Cut Out

	Studio Foundation Laminate	Grade 2 Laminate	Studio Veneer	Solid Surface	Glass
G 60" w x 36" d x 26" h / 152cm x 91cm x 66cm, No Cut Out	3309	3519	4539	5676	5897
G 60" w x 36" d x 29" h / 152cm x 91cm x 74cm, No Cut Out	3381	3590	4612	5743	5969
G 60" w x 36" d x 36" h / 152cm x 91cm x 91cm, No Cut Out	3644	3853	4876	6008	6234
G 60" w x 36" d x 42" h / 152cm x 91cm x 107cm, No Cut Out	3776	3985	5007	6140	6366
H 72" w x 36" d x 26" h / 183cm x 91cm x 66cm, No Cut Out	3589	3903	5100	5955	6669
H 72" w x 36" d x 29" h / 183cm x 91cm x 74cm, No Cut Out	3659	3973	5168	6444	6737
H 72" w x 36" d x 36" h / 183cm x 91cm x 91cm, No Cut Out	3923	4237	5431	6708	7002
H 72" w x 36" d x 42" h / 183cm x 91cm x 107cm, No Cut Out	4056	4370	5563	6839	7133
K 84" w x 42" d x 26" h / 213cm x 107cm x 66cm, No Cut Out	3870	4202	5380	9734	n/a
K 84" w x 42" d x 29" h / 213cm x 107cm x 74cm, No Cut Out	3925	4258	5437	9789	n/a

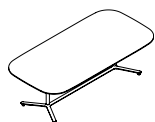
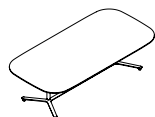
STETL bevy rectangular conference y pedestal table

Product Options

Top Size	Height	Power Cut Out	Surface Finish	Edge Trim Style	Base Finish
L 96" Wide x 48" Deep / 244cm x 122cm	26 26" / 66cm	N No Cut Out	Studio Foundation Laminate	G Flat Edge	C9 Polished Aluminum Fundamental Paint Fashion Paint
	29 29" / 74cm	E Power Cut Out for Dual Round Power Bump	Grade 2 Laminate	H Knife Edge	
M 119" Wide x 48" Deep / 305cm x 122cm		Z Power Cut Out for Dual Rectangular Power Core	Studio Veneer		
			Solid Surface		

Note The column of the Bevy pedestal table is chromed steel to match the polished aluminum base finish option
 For Power Cut Out for Dual Round Power Bump (D), add \$50
 For Power Cut Out for Dual Rectangular Power Core (Z), add \$50
 Back-Painted Glass is not available on 96" and 119" top sizes
 For Polished Aluminum, add \$0
 For Fundamental Paint, add \$45
 For Fashion Paint, add \$70
 Laminate and Veneer tops always feature a Knife Edge
 Solid Surface tops always feature a Flat Edge
POWER UNITS SOLD SEPARATELY

Price



		Studio Foundation Laminate	Grade 2 Laminate	Studio Veneer	Solid Surface
L	96" w x 48" d x 26" h / 244cm x 122cm x 66cm, Without Cut Out	4150	4484	5660	11553
L	96" w x 48" d x 29" h / 244cm x 122cm x 74cm, Without Cut Out	4205	4539	5717	11607
M	119" w x 48" d x 26" h / 305cm x 122cm x 66cm, Without Cut Out	4568	5196	6080	11973
M	119" w x 48" d x 29" h / 305cm x 122cm x 74cm, Without Cut Out	4625	5253	6138	12099