

# expansion desking price guide annex

PRODUCT MAP / TABLE OF CONTENTS . . . . . 2

PRODUCT LISTING . . . . . 5

I

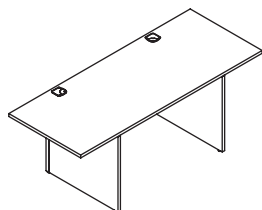
PLEASE CONTACT ANGIE HOFFMAN AT  
TEKNION LLC, PRIOR TO PLACING AN ORDER.  
PHONE: 856.552.5618  
E-MAIL: [ANGIE.HOFFMAN@TEKNION.COM](mailto:ANGIE.HOFFMAN@TEKNION.COM)

## product map

2

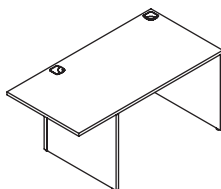
**R D R R** Rectangular Desk for Double Pedestals – Full Metal Gables

Page 5  
Depth: 24" or 30" / Width: 60" – 84"



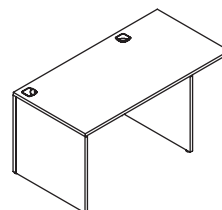
**R D R R M** Rectangular Desk for Left Pedestal – Full Metal Gables

Page 6  
Depth: 24" or 30" / Width: 48" – 72"



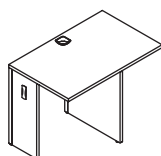
**R D R R M** Rectangular Desk for Right Pedestal – Full Metal Gables

Page 7  
Depth: 24" or 30" / Width: 48" – 72"



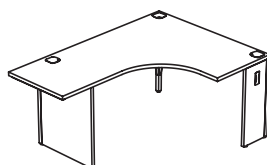
**R D R S M** Rectangular Desk for Single Pedestal – Full and Half Metal Gables

Page 8  
Depth: 24" / Width: 30" – 72"



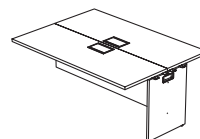
**R V U S M** Extended Corner Desk for Single Pedestal – Full and Half Metal Gables

Page 9  
Depth A: 24" / Depth B: 24" / Width A: 36" / Width B: 60" or 72"



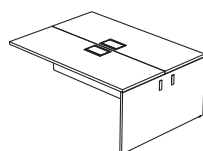
**R M D D L H R \_ 4 8** Spine Desk – Shared – In-Line Position – Half Intermediate Gable – Raised Modesty Panel

Page 10  
Depth: 48" / Width: 66" – 84"



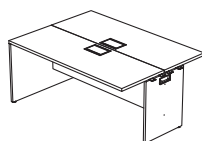
**R M D E L R \_ 4 8** Spine Desk – Shared – Right-End Position – Raised Modesty Panel

Page 11  
Depth: 48" / Width: 66" – 84"



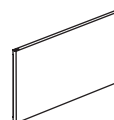
**R M D S L H R \_ 4 8** Spine Desk – Shared – Left-End Position – Half Intermediate Gable – Raised Modesty Panel

Page 12  
Depth: 48" / Width: 66" – 84"



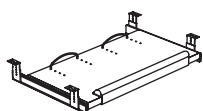
**R D M O** Flush-Mounted Modesty Panel – Metal

Page 13  
Width: 15" – 57"



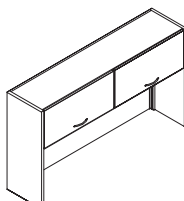
**R A K B** Retractable Keyboard Shelf

Page 14  
Depth: 16" / Width: 26" or 30"



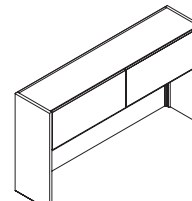
**R O C F W** Standard Metal Hutch – Solid Flipper Door(s)

Page 15  
Depth: 15" / Width: 30" – 84" / Height: 37"



**R O C M F W** Standard Metal Hutch – Metal Flipper Door(s) – Flush Front Style

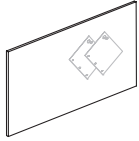
Page 16  
Depth: 15" / Width: 30" – 84" / Height: 37"



product map (continued)

**R P S F Tackboard – Hutch Mounted**

Page 17  
Height: 21" / Width: 30" – 84"



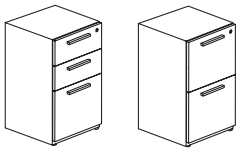
**T B K 6 S Book Organizer**

Page 18



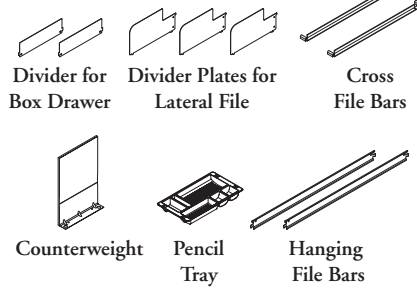
**R B N S P S Stationary Metal Pedestal**

Page 19  
Depth: 24" or 30" / Height: 28"



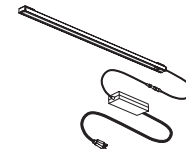
**R B N S A Metal Storage Accessories**

Page 20



**R L E D Linear LED Light**

Page 21  
Width: 24" – 48"





This fixed-height desk can be used alone or combined with one or more desks to form a complete workstation.

## WHAT'S INCLUDED

1 worksurface, 2 metal corner posts with levelers, 1 structural beam, 2 full metal gables with levelers, wire management clips, grommets, and hardware.

## WHAT'S EXCLUDED

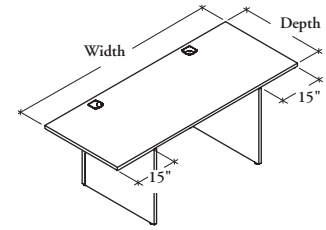
Flush-Mounted Modesty Panel – Metal (RDMO) that must be specified according to desk width less 30" overhang.

## NOTES

The worksurface is available in 1 3/16" thick only.

## R D R R M

## Rectangular Desk for Double Pedestals – Full Metal Gables



## PRODUCT OPTIONS

Depth	Width	Worksurface Finish	Edge Trim Style	Edge Trim Finish	Gable and Grommet Finish
24, 30	60, 66, 72, 78, 84	Foundation Laminate Flintwood	6 Straight Trim 9 Flintwood Flat Trim	Edge Trim Colors (for trim style 6)	Foundation Mica

## SAMPLE ORDER CODE

<b>RDRRM30</b>	<b>60</b>	<b>YM</b>	<b>6</b>	<b>SB</b>	<b>XM – CR897442</b>
----------------	-----------	-----------	----------	-----------	--------------------------

## DIMENSIONS INCHES / MM

D	W
24 / 610	60 / 1524
24 / 610	66 / 1676
24 / 610	72 / 1829
24 / 610	78 / 1981
24 / 610	84 / 2134
30 / 762	60 / 1524
30 / 762	66 / 1676
30 / 762	72 / 1829
30 / 762	78 / 1981
30 / 762	84 / 2134

## PRICING

### FOUNDATION GABLE AND GROMMET

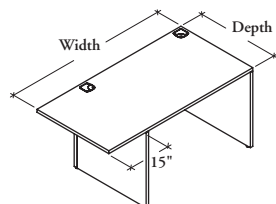
Foundation Laminate		Flintwood	
1110	CR897442	1649	CR897442
1150	CR897442	1705	CR897442
1182	CR897442	1754	CR897442
1243	CR897442	1844	CR897442
1297	CR897442	1925	CR897442
1171	CR897442	1739	CR897442
1215	CR897442	1804	CR897442
1259	CR897442	1872	CR897442
1325	CR897442	1967	CR897442
1384	CR897442	2054	CR897442

### MICA GABLE AND GROMMET

Foundation Laminate		Flintwood	
1169	CR897442	1708	CR897442
1209	CR897442	1764	CR897442
1241	CR897442	1813	CR897442
1302	CR897442	1903	CR897442
1356	CR897442	1984	CR897442
1230	CR897442	1798	CR897442
1274	CR897442	1863	CR897442
1318	CR897442	1931	CR897442
1384	CR897442	2026	CR897442
1443	CR897442	2113	CR897442

## R D R R M

### Rectangular Desk for Left Pedestal – Full Metal Gables



This fixed-height desk can be used alone or combined with one or more desks to form a complete workstation.

#### WHAT'S INCLUDED

1 worksurface, 2 metal corner posts with levelers, 1 structural beam, 2 full metal gables with levelers, wire management clips, grommets, and hardware.

#### WHAT'S EXCLUDED

Flush-Mounted Modesty Panel – Metal (RDMO) that must be specified according to desk width less 15" overhang.

#### NOTES

The worksurface is available in 1 3/16" thick only.

#### PRODUCT OPTIONS

Depth	Width	Worksurface Finish	Edge Trim Style	Edge Trim Finish	Gable and Grommet Finish
24, 30	48, 60, 66, 72	Foundation Laminate Flintwood	6 Straight Trim 9 Flintwood Flat Trim	Edge Trim Colors (for trim style 6)	Foundation Mica

#### SAMPLE ORDER CODE

<b>RDRRM30</b>	<b>60</b>	<b>YM</b>	<b>6</b>	<b>SB</b>	<b>N – CR893267</b>
----------------	-----------	-----------	----------	-----------	-------------------------

#### DIMENSIONS INCHES / MM

D	W
24 / 610	48 / 1219
24 / 610	66 / 1676
30 / 762	60 / 1524
30 / 762	66 / 1676
30 / 762	72 / 1829

#### PRICING

##### FOUNDATION GABLE AND GROMMET

Foundation Laminate		Flintwood	
1012	CR893267	1504	CR893267
1150	CR893267	1705	CR893267
1171	CR893267	1739	CR893267
1215	CR893267	1804	CR893267
1259	CR893267	1872	CR893267

##### MICA GABLE AND GROMMET

Foundation Laminate		Flintwood	
1071	CR893267	1563	CR893267
1209	CR893267	1764	CR893267
1230	CR893267	1798	CR893267
1274	CR893267	1863	CR893267
1318	CR893267	1931	CR893267

This fixed-height desk can be used alone or combined with one or more desks to form a complete workstation.

### WHAT'S INCLUDED

1 worksurface, 2 metal corner posts with levelers, 1 structural beam, 2 full metal gables with levelers, wire management clips, grommets, and hardware.

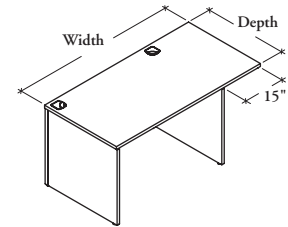
### WHAT'S EXCLUDED

Flush-Mounted Modesty Panel – Metal (RDMO) that must be specified according to desk width less 15" overhang.

### NOTES

The worksurface is available in 1 3/16" thick only.

## R D R R M Rectangular Desk for Right Pedestal – Full Metal Gables



### PRODUCT OPTIONS

Depth	Width	Worksurface Finish	Edge Trim Style	Edge Trim Finish	Gable and Grommet Finish
24, 30	48, 60, 66, 72	Foundation Laminate Flintwood	6 Straight Trim 9 Flintwood Flat Trim	Edge Trim Colors (for trim style 6)	Foundation Mica

### SAMPLE ORDER CODE

<b>RDRRM30</b>	<b>60</b>	<b>NT</b>	<b>9</b>		<b>P – CR893265</b>
----------------	-----------	-----------	----------	--	-------------------------

### DIMENSIONS INCHES / MM

D	W
24 / 610	48 / 1219
24 / 610	66 / 1676
30 / 762	60 / 1524
30 / 762	66 / 1676
30 / 762	72 / 1829

### PRICING

#### FOUNDATION GABLE AND GROMMET

Foundation Laminate		Flintwood	
1012	CR893265	1504	CR893265
1150	CR893265	1705	CR893265
1171	CR893265	1739	CR893265
1215	CR893265	1804	CR893265
1259	CR893265	1872	CR893265

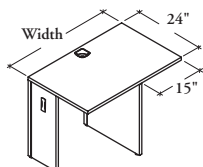
#### MICA GABLE AND GROMMET

Foundation Laminate		Flintwood	
1071	CR893265	1563	CR893265
1209	CR893265	1764	CR893265
1230	CR893265	1798	CR893265
1274	CR893265	1863	CR893265
1318	CR893265	1931	CR893265

## R D R S M

### Rectangular Desk for Single Pedestal – Full and Half Metal Gables

8



This fixed-height desk is ideal for completing a variety of workstation configurations.

#### WHAT'S INCLUDED

1 worksurface, 2 metal corner posts with levelers, 1 structural beam, 1 full and 1 half metal gables with levelers, 1 flush plate, wire management clips, grommets, and hardware.

#### WHAT'S EXCLUDED

Flush-Mounted Modesty Panel – Metal (RDMO) that must be specified according to desk width less 15" overhang.

#### NOTES

This desk is semi-supported and must be connected to another desk on the half-gable side.

The worksurface is available in 1 3/16" thick only.

#### PRODUCT OPTIONS

Depth	Width	Worksurface Configuration	Worksurface Finish	Edge Trim Style	Edge Trim Finish	Gable and Grommet Finish
24	30, 36, 42, 72	L Left R Right	Foundation Laminate Flintwood	6 Straight Trim 9 Flintwood Flat Trim	Edge Trim Colors (for trim style 6)	Foundation Mica

#### SAMPLE ORDER CODE

RDRSM 24	36	R	LW	6	ST	Q – CR893278
----------	----	---	----	---	----	-----------------

#### DIMENSIONS INCHES / MM

#### PRICING

		FOUNDATION GABLE AND GROMMET				MICA GABLE AND GROMMET			
D	W	Foundation Laminate		Flintwood		Foundation Laminate		Flintwood	
24 / 610	30 / 762	898	CR893278	1337	CR893278	946	CR893278	1385	CR893278
24 / 610	36 / 914	932	CR893278	1387	CR893278	980	CR893278	1435	CR893278
24 / 610	42 / 1067	950	CR893278	1412	CR893278	998	CR893278	1460	CR893278
24 / 610	72 / 1829	1133	CR893278	1687	CR893278	1181	CR893278	1735	CR893278



This fixed-height desk is designed to maximize worksurface space in confined areas.

**WHAT'S INCLUDED**

1 worksurface, 3 metal corner posts with levelers, 2 structural beams, 1 metal full gable and 1 half metal gable with levelers, 1 flush plate, wire management clips, grommets, and hardware.

**WHAT'S EXCLUDED**

**Width A:** Flush-Mounted Modesty Panel – Metal (RDMO) width must be specified equal to desk width.

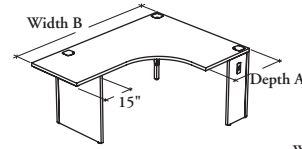
**Width B:** Flush-Mounted Modesty panel (RDMO) that must be specified according to desk width less 15" overhang.

**NOTES**

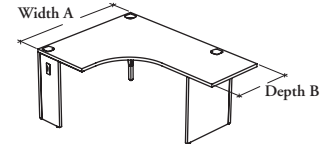
This desk is semi-supported and must be connected to another desk on the half-gable side.

## RVUSM

### Extended Corner Desk for Single Pedestal – Full and Half Metal Gables



Configuration 1



Configuration 2

**PRODUCT OPTIONS**

Depth A	Depth B	Width A	Width B	Worksurface Configuration	Worksurface Finish	Edge Trim Style	Edge Trim Finish	Gable and Grommet Finish
24	24	36	60, 72	1 Left handed worksurface, left full gable 2 Right handed worksurface, right full gable	Foundation Laminate Flintwood	6 Straight Trim 9 Flintwood Flat Trim	Edge Trim Colors (for trim style 6)	Foundation Mica

**SAMPLE ORDER CODE**

<b>RVUSM 24</b>	<b>24</b>	<b>36</b>	<b>72</b>	<b>1</b>	<b>YM</b>	<b>6</b>	<b>SB</b>	<b>7 – CR890148</b>
-----------------	-----------	-----------	-----------	----------	-----------	----------	-----------	---------------------

**DIMENSIONS – INCHES FOR MM X BY 25.4**

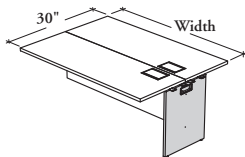
**PRICING**

Da	Db	Wa	Wb	FOUNDATION GABLE AND GROMMET		MICA GABLE AND GROMMET	
				Foundation Laminate	Flintwood	Foundation Laminate	Flintwood
24	24	36	60	1378	2045	1416	2083
<b>Configuration 1</b>				<b>CR890144</b>	<b>CR897396</b>	<b>CR897402</b>	<b>CR897406</b>
<b>Configuration 2</b>				<b>CR890145</b>	<b>CR897397</b>	<b>CR897403</b>	<b>CR897407</b>
24	24	36	72	1478	2197	1516	2235
<b>Configuration 1</b>				<b>CR890148</b>	<b>CR897398</b>	<b>CR897404</b>	<b>CR897409</b>
<b>Configuration 2</b>				<b>CR897417</b>	<b>CR897400</b>	<b>CR897405</b>	<b>CR897410</b>

## RMDDLHR\_48

### Spine Desk – Shared – In-Line Position – Half Intermediate Gable – Raised Modesty Panel

IO



The in-line module of Spine Desk – Shared provides maximum sharing in back-to-back application and is specified between a left-end and a right-end modules.

#### WHAT'S INCLUDED

2 worksurfaces, 1 half intermediate gable with levelers (as specified), 1 raised modesty panel, 2 cable trays with cantilever brackets, 2 communication box, mounting hardware, grommets and/or access door (as specified).

#### WHAT'S EXCLUDED

Power Box and Harness.

#### NOTES

Foundation and Mica worksurface grommet finishes are available with worksurface grommet style and location (D) or (E) only.

This desk is semi-supported and must be connected to other desks on both sides.

#### PRODUCT OPTIONS

Worksurface Grommet Style and Location	Width	Worksurface Finish	Edge Trim Style	Edge Trim Finish	Modesty Panel and Intermediate Gable Finish	Worksurface Grommet/ Access Door Finish
<b>Access Door:</b> <b>D</b> Offset Left <b>E</b> Offset Right	66, 72, 78, 84	Foundation Laminate	<b>6</b> Straight Trim	Edge Trim Colors (for trim style 6)	Source Laminate	Foundation Mica

#### SAMPLE ORDER CODE

<b>RMDDLHR</b> <b>D48</b>	<b>66</b>	<b>YH</b>	<b>6</b>	<b>SD</b>	<b>XH</b>	<b>E –</b> <b>CR1147025</b>
------------------------------	-----------	-----------	----------	-----------	-----------	--------------------------------

#### DIMENSIONS INCHES / MM

D	W
30 / 762	66 / 1676
30 / 762	72 / 1829
30 / 762	78 / 1981
30 / 762	84 / 2134

#### HALF INTERMEDIATE GABLE

##### ACCESS DOOR – OFFSET LEFT (D)

Foundation Laminate	
1201	CR1147025
1269	CR1147026
1335	CR1147029
1399	CR1147030

##### ACCESS DOOR – OFFSET RIGHT (E)

Foundation Laminate	
1201	CR1147032
1269	CR1147034
1335	CR1147036
1399	CR1147037

# expansion desking price guide annex

The right-end module of Spine Desk – Shared provides maximum sharing in back-to-back application and is specified next to a left-end or an in-line module.

## WHAT'S INCLUDED

2 worksurfaces, 1 full right-end gable with levelers, 1 raised modesty panel, 2 cable trays with cantilever brackets, 2 communication box, hardware, grommets and/or access door (as specified).

## WHAT'S EXCLUDED

Power Box and Harness.

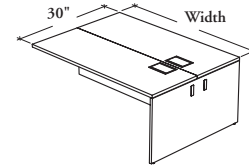
## NOTES

Foundation and Mica worksurface grommet finishes are available with worksurface grommet style and location (D) or (E) only.

This desk is semi-supported and must be connected to another desk.

**RMDELR\_48**

## Spine Desk – Shared – Right-End Position – Raised Modesty Panel



II

## PRODUCT OPTIONS

Worksurface Grommet Style and Location	Width	Full End Gable Grommet Style	Worksurface Finish	Edge Trim Style	Edge Trim Finish	Full End Gable Finish	Modesty Panel Finish	Worksurface Grommet/ Access Door Finish
<b>Access Door:</b> D Offset Left E Offset Right	66, 72, 78, 84	G With Grommet (Shown) N No Grommet	Foundation Laminate	6 Straight Trim	Edge Trim Colors (for trim style 6)	Source Laminate	Source Laminate	Foundation Mica

## SAMPLE ORDER CODE

<b>RMDELR</b> <b>D48</b>	<b>66</b>	<b>N</b>	<b>YM</b>	<b>6</b>	<b>SB</b>	<b>XM</b>	<b>XM</b>	<b>E –</b> <b>CR1147041</b>
-----------------------------	-----------	----------	-----------	----------	-----------	-----------	-----------	--------------------------------

## DIMENSIONS INCHES / MM

		ACCESS DOOR – OFFSET LEFT (D)		ACCESS DOOR – OFFSET RIGHT (E)	
		FOUNDATION LAMINATE WORKSURFACE			
		FULL END GABLE FINISH			
		Source Laminate		Source Laminate	
D	W				
30 / 762	66 / 1676	1298	CR1147041	1298	CR1147080
30 / 762	72 / 1829	1364	CR1147042	1364	CR1147081
30 / 762	78 / 1981	1430	CR1147043	1430	CR1147084
30 / 762	84 / 2134	1496	CR1147044	1496	CR1147085

## R M D S L H R \_ 4 8

### Spine Desk – Shared – Left-End Position – Half Intermediate Gable – Raised Modesty Panel

The left-end module of Spine Desk – Shared provides maximum sharing in back-to-back application and is specified next to an in-line or right-end module.

#### WHAT'S INCLUDED

2 worksurfaces, 1 full left-end gable with levelers, 1 half intermediate gable with levelers (as specified), 1 raised modesty panel, 2 cable trays with cantilever brackets, 2 communication box, hardware, grommets and/or access doors (as specified).

#### WHAT'S EXCLUDED

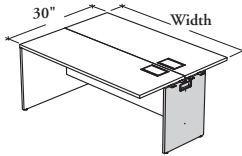
Power Box and Harness.

#### NOTES

Foundation and Mica worksurface grommet finishes are available with worksurface grommet style and location (D) only.

This desk is semi-supported and must be connected to another desk.

I2



#### PRODUCT OPTIONS

Worksurface Grommet Style and Location	Width	Full End Gable Grommet Style	Worksurface Finish	Edge Trim Style	Edge Trim Finish	Full End Gable Finish	Modesty Panel Finish	Worksurface Grommet/ Access Door Finish
<b>Access Door:</b> D Offset Left	66, 72, 78, 84	G With Grommet (Shown) N No Grommet	Foundation Laminate	6 Straight Trim	Edge Trim Colors (for trim style 6)	Source Laminate	Source Laminate	Foundation Mica

#### SAMPLE ORDER CODE

<b>RMDSLHR</b> D48	<b>66</b>	<b>N</b>	<b>YM</b>	<b>6</b>	<b>SB</b>	<b>XM</b>	<b>XM</b>	<b>E –</b> <b>CR1147048</b>
-----------------------	-----------	----------	-----------	----------	-----------	-----------	-----------	--------------------------------

#### DIMENSIONS INCHES / MM

D	W
30 / 762	66 / 1676
30 / 762	72 / 1829
30 / 762	78 / 1981
30 / 762	84 / 2134

#### HALF INTERMEDIATE GABLE

ACCESS DOOR – OFFSET LEFT (D)

FOUNDATION LAMINATE WORKSURFACE

FULL END GABLE FINISH

Source Laminate	
1349	CR1147048
1417	CR1147052
1483	CR1147055
1549	CR1147056

This modesty panel provides seated privacy for a variety of desking configurations.

**R D M O**

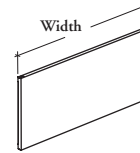
**WHAT'S INCLUDED**

1 modesty panel and hardware.

**Flush-Mounted Modesty Panel – Metal**

**NOTES**

Width of modesty panel must equal with of desk structure (worksurface with less 15" on desk for single pedestal or less 30" on desk for double pedestals).



**PRODUCT OPTIONS**

Modesty Panel Height	Width	Modesty Panel Style	Modesty Panel Finish
F Full-Height T 3/4 Height	15, 21, 27, 30, 33, 36, 45, 51, 57	N Solid	Foundation Mica

**SAMPLE ORDER CODE**

<b>RDMOT</b>	<b>45</b>	<b>N</b>	<b>G – CR847739</b>
--------------	-----------	----------	---------------------

**DIMENSIONS  
INCHES / MM**

W
15 / 381
21 / 533
27 / 686
30 / 762
33 / 838
36 / 914
45 / 1143
51 / 1295
57 / 1448

**PRICING**

**3/4 HEIGHT (T)**

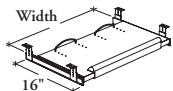
Foundation		Mica	
122	CR890156	135	CR896080
122	CR847717	135	CR896081
134	CR890157	149	CR896084
134		149	
140	CR892020	156	CR897306
146		161	
174	CR847739	195	CR896090
189	CR897622	208	CR897623
200	CR847718	221	CR896094

**FULL-HEIGHT (F)**

Foundation		Mica	
129	CR897600	144	CR897612
129	CR897602	144	CR897613
151	CR897604	168	CR897614
151		168	
156	CR897605	172	CR897615
164		182	
194	CR897606	214	CR897616
208	CR897608	234	CR897617
227	CR897607	254	CR897618

## RAKB

### Retractable Keyboard Shelf



This Retractable Keyboard Shelf fits under worksurfaces and can accommodate a keyboard and a mouse.

#### WHAT'S INCLUDED

1 keyboard shelf, wrist support, 2 retaining rods, and mounting hardware.

#### NOTES

Both shelf widths can accommodate a keyboard and a mouse on the same surface, but the 30" wide model is more suitable for this application.

Keyboard shelf can be installed on any rectangular desk with width wider than 60".

**Cannot** be installed on Extended Corner Desk (RVUSM).

The wrist support and retaining rods are finished in Black.

#### PRODUCT OPTIONS

Depth	Width	Keyboard Shelf Finish
16	26, 30	Source Laminate

#### SAMPLE ORDER CODE

RAKB 16	30	XM
---------	----	----

#### DIMENSIONS INCHES / MM

D	W
16 / 406	26 / 660
16 / 406	30 / 762

#### PRICING

258
294

# expansion desking price guide annex

This hutch can be mounted on most desks and provides overhead storage.

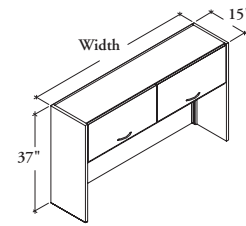
**ROCFW**

**WHAT'S INCLUDED**

1 hutch, 2 extrusions for tool rail, pulls (as specified), mounting hardware, lock and keys (as specified), and accessories as listed below:

**Standard Metal Hutch – Solid Flipper Door(s)**

	Width	
	30" to 48"	54" to 84"
Flipper Door(s)	1	2
Center Divider	n/a	1



**NOTES**

Must only be specified on a desk with 1 3/16" worksurface thick.

A hutch top **cannot** be installed on this product.

**PRODUCT OPTIONS**

Depth	Width	Height	Door Finish	Edge Trim Finish	Case Finish	Pull Style	Shelf, Pull and Hardware Finish	Key Style
15	30, 36, 42, 48, 54, 60, 66, 72, 78, 84	37	Source Laminate Flintwood	Edge Trim Colors (Source Laminate only)	Foundation Mica	1 Standard Expansion 2 Soft Touch 4 Standard T/O/S 6 Arched 7 Elliptical 9 Rectilinear	Foundation Mica	N No Lock K Keyed Alike R Keyed Randomly

**SAMPLE ORDER CODE**

<b>ROCFW15</b>	<b>60</b>	<b>37</b>	<b>LW</b>	<b>ST</b>	<b>Q</b>	<b>1</b>	<b>Q</b>	<b>N – CR847420</b>
----------------	-----------	-----------	-----------	-----------	----------	----------	----------	---------------------

**DIMENSIONS INCHES / MM**

**DOOR FINISH**

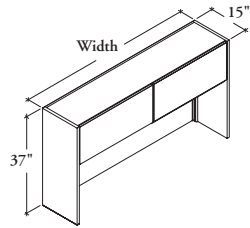
D	W	H
15 / 381	30 / 762	37 / 940
15 / 381	36 / 914	37 / 940
15 / 381	42 / 1067	37 / 940
15 / 381	48 / 1219	37 / 940
15 / 381	54 / 1372	37 / 940
15 / 381	60 / 1524	37 / 940
15 / 381	66 / 1676	37 / 940
15 / 381	72 / 1829	37 / 940
15 / 381	78 / 1981	37 / 940
15 / 381	84 / 2134	37 / 940

Source Laminate		Flintwood	
FOUNDATION CASE			
1058	CR901214	1569	CR901258
1099	CR896494	1644	CR896506
1135	CR901217	1740	CR901259
1140	CR901219	1777	CR901265
1147	CR901253	1810	CR901260
1154	CR847420	1837	CR896509
1180	CR847413	1891	CR896512
1247	CR896504	1998	CR896505
1300	CR901254	2076	CR901262
1327	CR901257	2153	CR901264

Source Laminate		Flintwood	
MICA CASE			
1143	CR901267	1664	CR901281
1184	CR896518	1739	CR896526
1220	CR901268	1836	CR901282
1227	CR901270	1872	CR901285
1232	CR901271	1905	CR901286
1239	CR896522	1931	CR896534
1265	CR896523	1987	CR896535
1334	CR896524	2093	CR896537
1386	CR901272	2171	CR901287
1413	CR901273	2249	CR901289

## ROCMFW

### Standard Metal Hutch – Metal Flipper Door(s) – Flush Front Style



This hutch can be mounted on most desks and provides overhead storage.

#### WHAT'S INCLUDED

1 hutch, 2 extrusions for tool rail, mounting hardware, lock and keys (as specified), and accessories as listed below:

	Width	
	30" to 48"	54" to 84"
Flipper Door(s)	1	2
Center Divider	n/a	1

#### NOTES

Must only be specified on a desk with 1 3/16" worksurface thick.

A hutch top **cannot** be installed on this product.

#### PRODUCT OPTIONS

Depth	Width	Height	Door Finish	Case Finish	Key Style	Motion Control Mechanism
15	30, 36, 42, 48, 54, 60, 66, 72, 78, 84	37	Foundation Mica	Foundation Mica	N No Lock K Keyed Alike R Keyed Randomly	2 With Motion Control Mechanism

#### SAMPLE ORDER CODE

<b>ROCMFW15</b>	<b>36</b>	<b>37</b>	<b>N</b>	<b>N</b>	<b>K</b>	<b>2 – CR889152</b>
-----------------	-----------	-----------	----------	----------	----------	---------------------

#### DIMENSIONS INCHES / MM

D	W	H
15 / 381	30 / 762	37 / 940
15 / 381	36 / 914	37 / 940
15 / 381	42 / 1067	37 / 940
15 / 381	48 / 1219	37 / 940
15 / 381	54 / 1372	37 / 940
15 / 381	60 / 1524	37 / 940
15 / 381	66 / 1676	37 / 940
15 / 381	72 / 1829	37 / 940
15 / 381	78 / 1981	37 / 940
15 / 381	84 / 2134	37 / 940

#### DOOR FINISH

Foundation		Mica	
FOUNDATION CASE			
1320	CR901295	1337	CR901303
1358	CR889152	1375	CR896656
1567	CR901296	1584	CR901304
1606	CR901297	1624	CR901305
1644	CR901298	1661	CR901306
1682	CR896683	1699	CR896657
1721	CR890254	1740	CR896658
1761	CR889151	1781	CR896659
1799	CR901299	1820	CR901307
1838	CR901300	1860	CR901308

Foundation		Mica	
MICA CASE			
1415	CR901317	1432	CR901330
1454	CR896665	1470	CR896677
1663	CR901319	1679	CR901337
1701	CR901320	1720	CR901338
1739	CR901321	1756	CR901341
1778	CR896667	1794	CR896678
1816	CR896668	1836	CR896680
1856	CR896670	1876	CR896681
1895	CR901322	1915	CR901342
1933	CR901326	1956	CR901343



This fabric-wrapped tackboard installs under a Standard Metal Hutch only.

**R P S F**

**WHAT'S INCLUDED**

1 tackboard and Velcro® attachment.

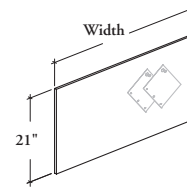
**Tackboard – Hutch Mounted**

**WHAT'S EXCLUDED**

Standard Metal Hutch – Solid Flipper Door(s) (ROCFW) and Standard Metal Hutch – Metal Flipper Door(s) – Flush Front Style (ROCMFW).

**NOTES**

Specify the width according to the width of the hutch to which the tackboard is mounted.



**PRODUCT OPTIONS**

Height	Width	Tackboard Upholstery Finish
21	30, 36, 42, 48, 54, 60, 66, 72, 78, 84	Panel Fabric

**SAMPLE ORDER CODE**

<b>RPSF21</b>	<b>60</b>	<b>B260 – CR847734</b>
---------------	-----------	------------------------

**DIMENSIONS  
INCHES / MM**

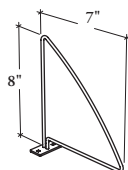
H	W
21 / 533	30 / 762
21 / 533	36 / 914
21 / 533	42 / 1067
21 / 533	48 / 1219
21 / 533	54 / 1372
21 / 533	60 / 1524
21 / 533	66 / 1676
21 / 533	72 / 1829
21 / 533	78 / 1981
21 / 533	84 / 2134

**PRICING**

Gr. 1	
70	CR901689
92	CR889157
98	CR901552
121	CR901555
125	CR901556
129	CR847734
147	CR847714
153	CR889080
181	CR901557
186	CR901561

## T B K 6 S Book Organizer

18



The Book Organizer separates books, paper, binders and other items. It can be positioned anywhere inside in a Standard Metal Hutch.

### WHAT'S INCLUDED

1 package of 6 book organizers.

### WHAT'S EXCLUDED

Standard Metal Hutch – Solid Flipper Door(s) (ROCFW) and Standard Metal Hutch – Metal Flipper Door(s) – Flush Front Style (ROCMFW).

### PRODUCT OPTIONS

#### Finish

Foundation

Mica

### SAMPLE ORDER CODE

TBK6S J

### PRICING

Foundation	Mica
67	78

This storage with metal casing is lockable and provides storage below the worksurface.

**R B N S P S**

**WHAT'S INCLUDED**

1 pedestal, pulls, levelers with 1" adjustment, lock and keys and accessories as listed below:

**Stationary Metal Pedestal**

**Drawer Configuration**

	6612	1212
Pencil Tray	1	n/a
Drawer Divider	1	n/a
12" Hanging File Bar	1	2

**NOTES**

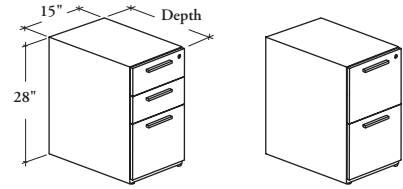
This pedestal has a central locking system and full-extension drawers that can accommodate both letter- and legal-size paper.

Coordinate colors for case are solid colors that can be used to match wood print such as those of drawer fronts.

Included hanging file bar is to be installed along the width only.

Must be fixed to the desk's worksurface to avoid tipping when drawers are open.

Counterweight must be specified for all stationary pedestals not under a worksurface.



Box, Box, File

File, File

**PRODUCT OPTIONS**

Depth	Height	Drawer Configuration	Drawer Finish	Edge Trim Finish	Case Finish	Pull Style	Pull Finish	Key Style	Counterweight
24, 30	28	<b>6612</b> Box, Box, File <b>1212</b> File, File	Source Laminate Flintwood	Edge Trim Colors (Source Laminate Only)	Foundation Mica	<b>1</b> Standard Expansion <b>2</b> Soft Touch <b>4</b> Standard T/O/S <b>6</b> Arched <b>7</b> Elliptical <b>9</b> Rectilinear	Foundation Mica	<b>N</b> No Lock <b>K</b> Keyed Alike <b>R</b> Keyed Randomly	<b>N</b> No Counterweight

**SAMPLE ORDER CODE**

<b>RBNSPS</b> <b>30</b>	<b>28</b>	<b>6612</b>	<b>XS</b>	<b>ST</b>	<b>Q</b>	<b>1</b>	<b>Q</b>	<b>K</b>	<b>N -</b> <b>CR836374</b>
----------------------------	-----------	-------------	-----------	-----------	----------	----------	----------	----------	-------------------------------

**DIMENSIONS**  
**INCHES / MM**

D	H
24 / 610	28 / 711
30 / 762	28 / 711

**PRICING**

**FILE, FILE (1212)**

**DRAWER FINISH**

Source Laminate		Flintwood		Source Laminate		Flintwood	
<b>FOUNDATION CASE</b>				<b>MICA CASE</b>			
686	CR836375	1017	CR896404	587	CR896417	1053	CR896422
776	CR851377	1271	CR896414	836	CR896418	1316	CR896423

**BOX, BOX, FILE (6612)**

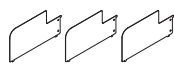
Source Laminate		Flintwood		Source Laminate		Flintwood	
686	CR851379	1017	CR896431	587	CR896437	1053	CR896445
776	CR836374	1271	CR896434	836	CR896438	1316	CR896448

## RBNSA


### Metal Storage Accessories



Divider for Box Drawer



Divider Plates for Lateral File



Cross File Bars



Counterweight



Pencil Tray



Hanging File Bars

These accessories are organizational tools for use in metal storage products.

#### WHAT'S INCLUDED

Divider for Box Drawer: 2 dividers.

Divider Plates for Lateral File: 3 half-height divider plates.

Cross File Bars: 2 bars.

Counterweight: 1 counterweight with mounting hardware

Pencil Tray: 1 pencil tray.

Hanging File Bars: 2 bars.

#### NOTES

Divider Plates for Lateral File (02) are designed to fit with lateral metal fronts only.

Number of counterweights required for each product:

Stationary Pedestal	1
Combo Pedestal	2
Lateral File 30" wide	2
Lateral File 36" wide	2

#### PRODUCT OPTIONS

##### Style

- 01 Divider for Box Drawer
- 02 Divider Plates for Lateral Files
- 03 Cross File Bars 15" deep
- 04 Counterweight
- 05 Pencil Tray
- 06 Hanging File Bars (15" wide storage)
- 07 Hanging File Bars (30" wide storage)
- 08 Hanging File Bars (36" wide storage)

#### SAMPLE ORDER CODE

##### RBNSA 03

#### STYLE

#### PRICING

STYLE	PRICING
01	23
02	26
03 (15" / 381 mm)	26
04	67
05	34
06 (15" / 381 mm)	25
07 (30" / 762 mm)	28
08 (36" / 914 mm)	30

The Linear LED Light is mounted to the underside of a Standard Metal Hutch. It provides local task or ambiance lighting.

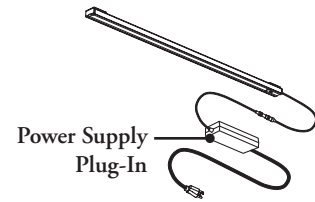
**WHAT'S INCLUDED**

1 light fixture with lens and switch, 1 power supply plug-in, 1 wire manager extrusion, 5 wire management channels, and mounting hardware.

**NOTES**

For countries other than those listed, contact Teknion's Customer Service.

## RLED Linear LED Light



**PRODUCT OPTIONS**

Width	Plug Option	Mounting Option	Optional Feature	Country of Installation	Finish
24, 36, 48	0 Standard	S Standard	0 Light Only	A Canada/U.S.A	AC Clear Anodized

**SAMPLE ORDER CODE**

<b>RLED 48</b>	<b>0</b>	<b>S</b>	<b>0</b>	<b>A</b>	<b>AC</b>
----------------	----------	----------	----------	----------	-----------

**DIMENSIONS  
INCHES / MM**

W
24 / 610
36 / 914
48 / 1219

**PRICING**

255
366
450