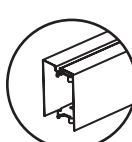
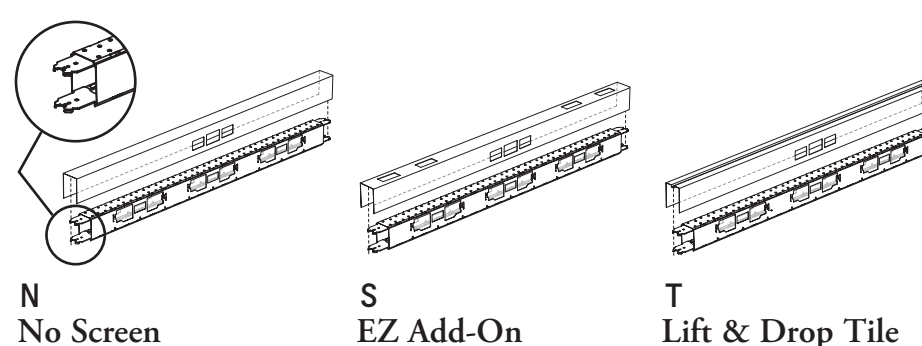
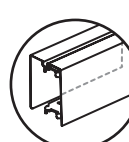
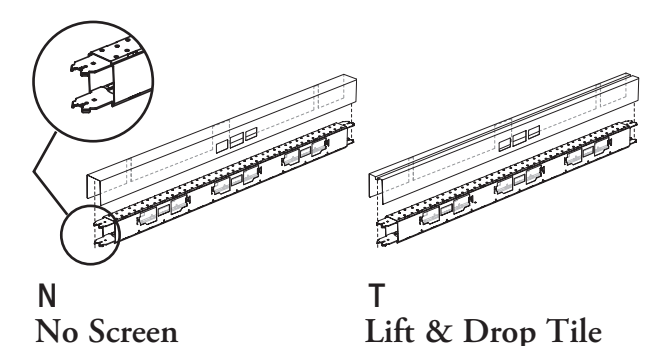
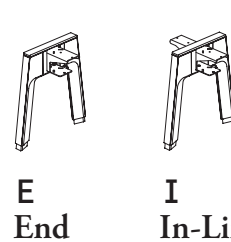
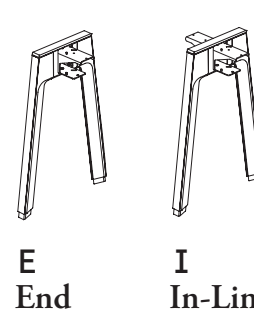

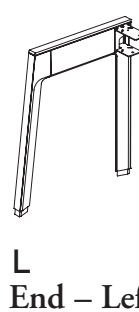
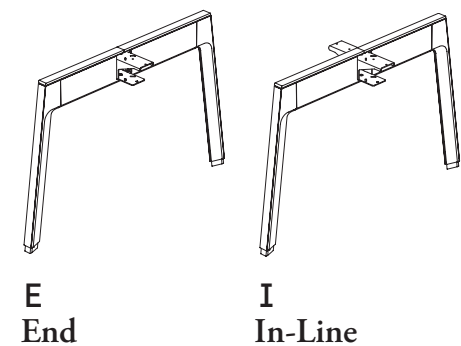
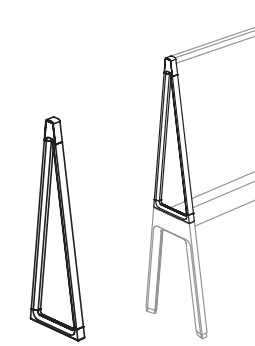
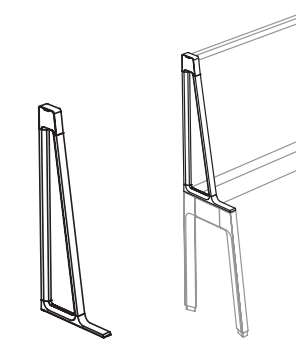
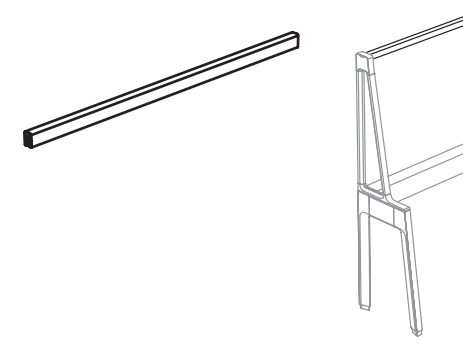
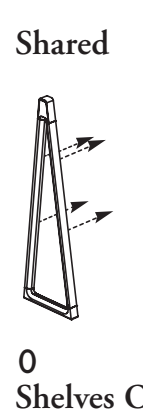
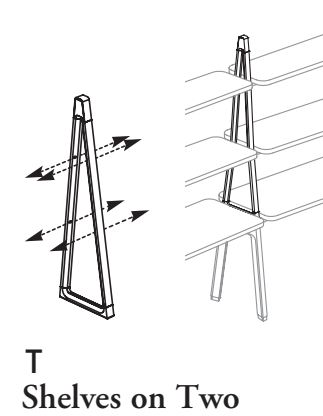
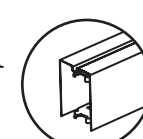
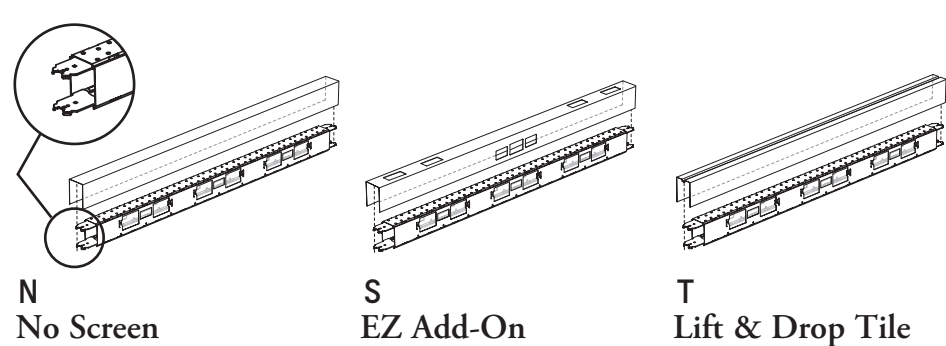
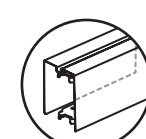
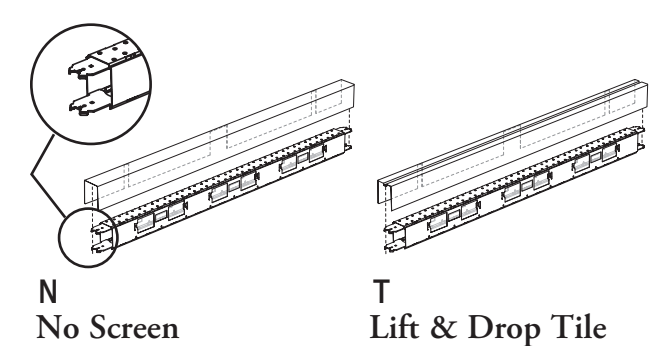
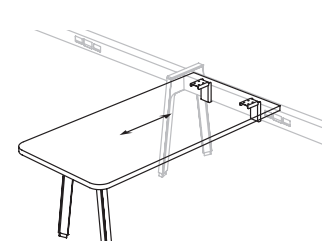
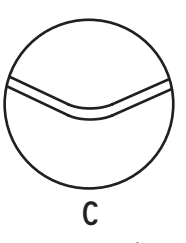
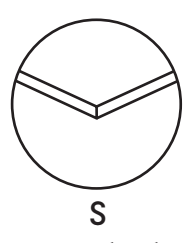


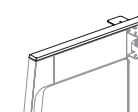
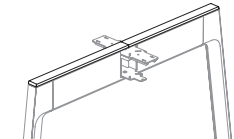
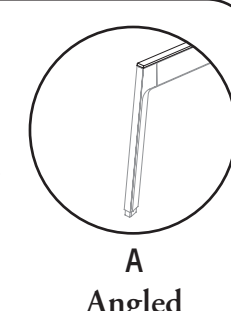
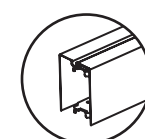
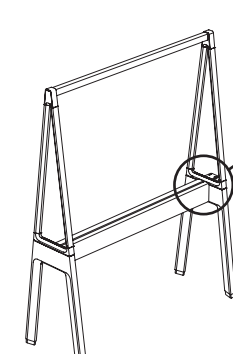
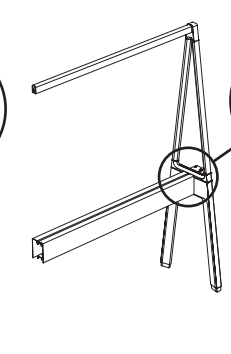
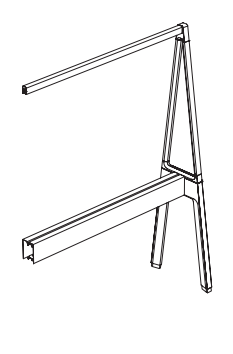
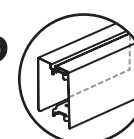
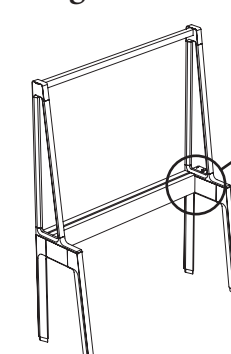
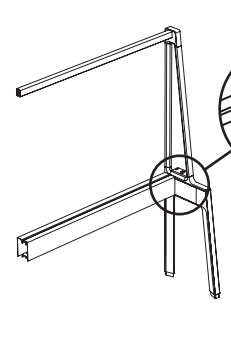
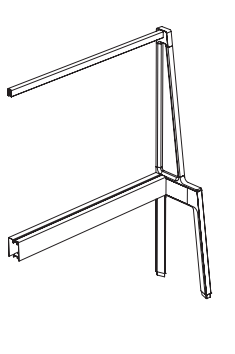
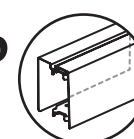

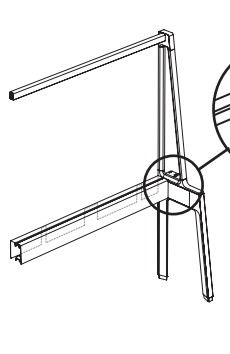
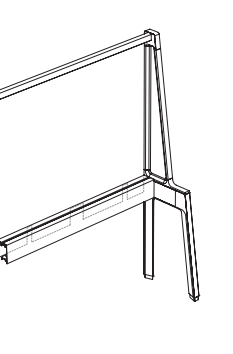

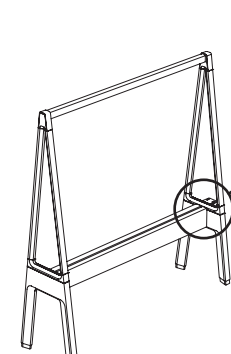

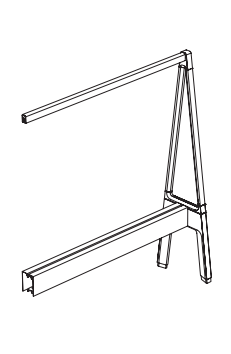
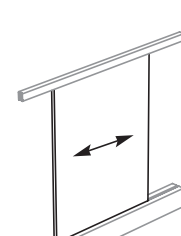
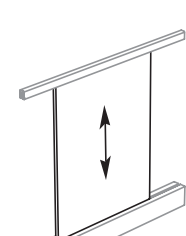
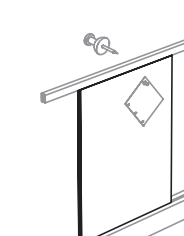
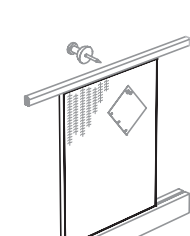

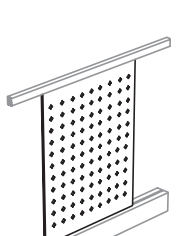
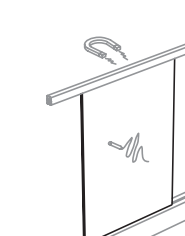
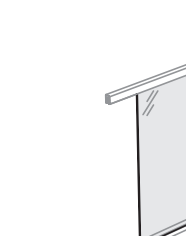


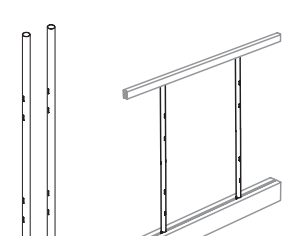
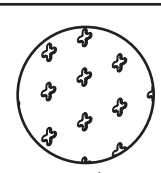
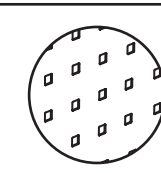
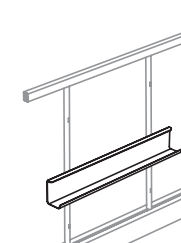
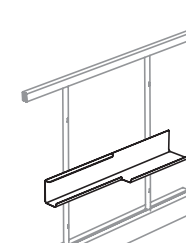
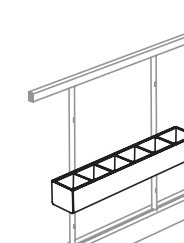
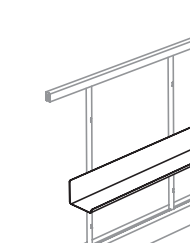
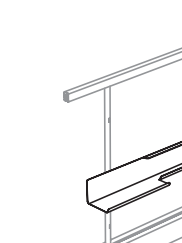
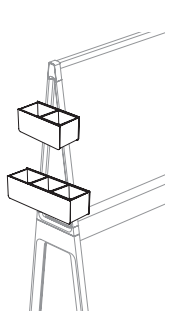
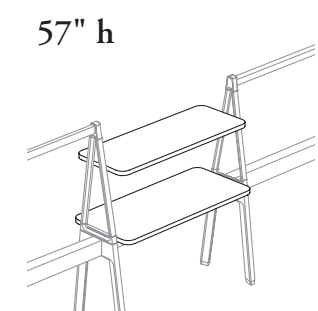
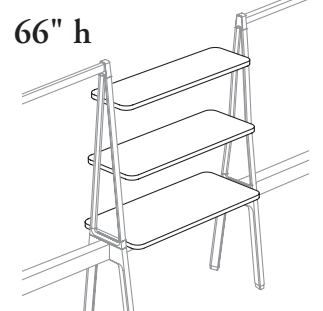


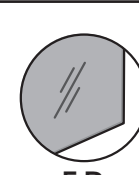



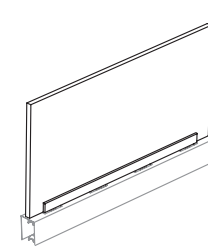
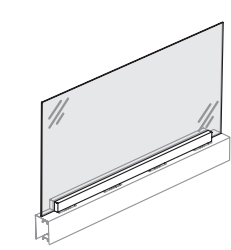
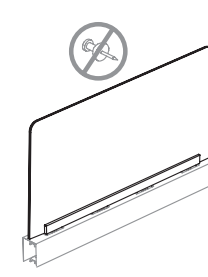
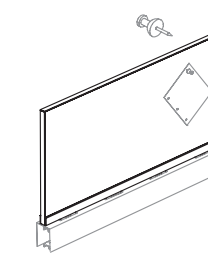
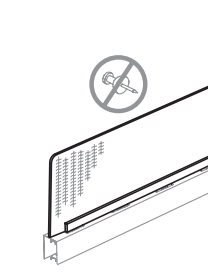
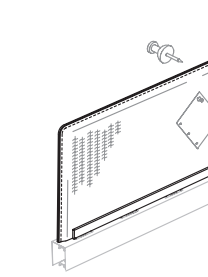
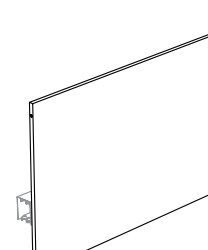
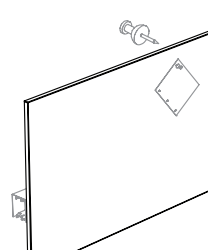
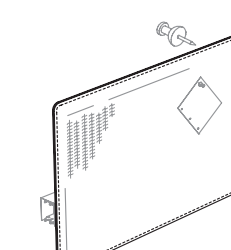


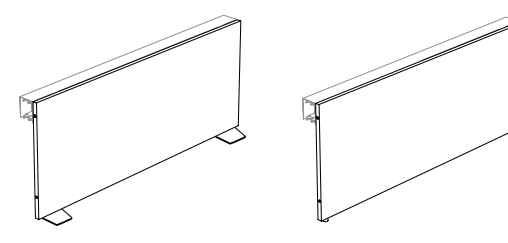
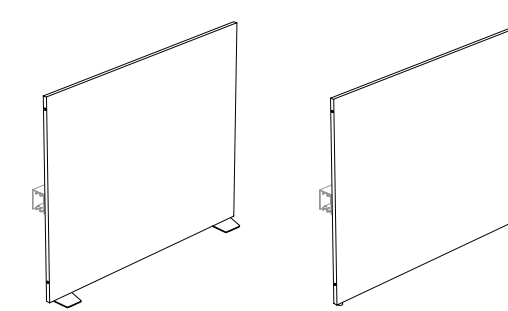
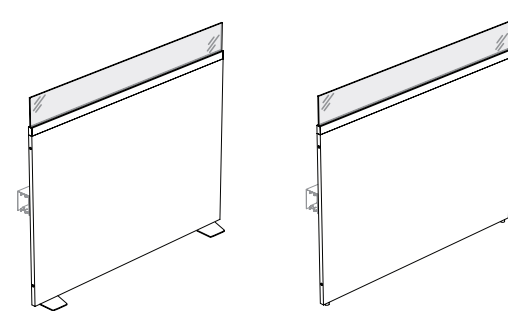
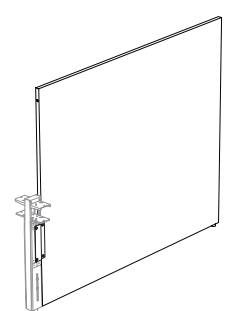
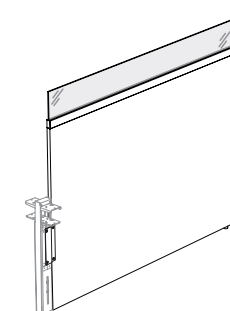
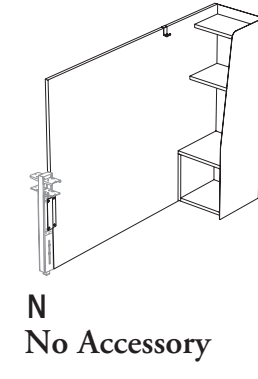
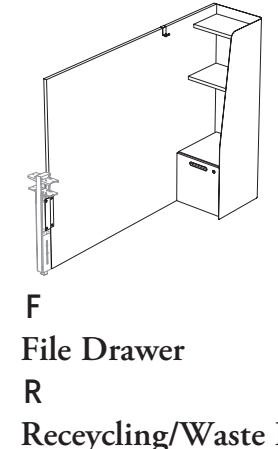
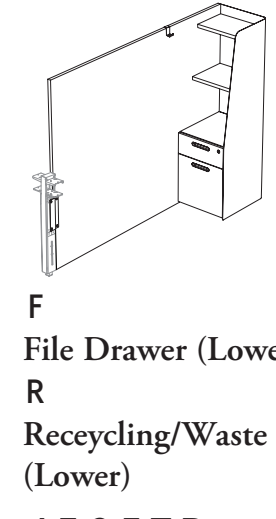
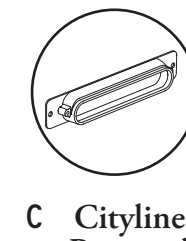


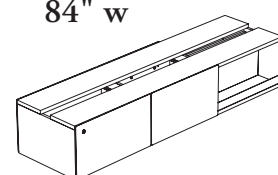
EZ Fence Structure	<div><div>EZ Fence Beam</div><div></div><div><div>N No Screen</div><div>S EZ Add-On Screen</div><div>T Lift & Drop Tile</div></div><div>JZSBB</div></div>	<div><div>EZ Fence Beam for Corridor</div><div></div><div><div>N No Screen</div><div>T Lift & Drop Tile</div></div><div>JZSBS</div></div>	<div><div>EZ Fence Legs</div><div><div>Low Height</div><div><div>E End</div><div>I In-Line</div></div></div><div><div>Standard Height</div><div><div>E End</div><div>I In-Line</div></div></div><div>JZSFL</div><div>JZSFS</div></div>	<div><div>EZ Fence Post</div><div>Screen Conn.</div><div><div>I In-Line</div></div><div>JZSPS</div></div>	<div><div>EZ Structural Legs</div><div><div>Single-Sided</div><div><div>L End – Left (Shown)</div><div>R End – Right</div><div>I In-Line</div></div></div><div><div>Double-Sided</div><div><div>E End</div><div>I In-Line</div></div></div><div>JZSLS</div><div>JZSLD</div></div>
	<div><div>EZ Upper A-Frame</div><div><div>Shared</div><div><div>JZSUD</div></div><div><div>Single-Sided</div><div><div>JZSUS</div></div></div></div></div>	<div><div>EZ Upper Rail for Lift & Drop Tile</div><div><div>JZSUR</div></div></div>	<div><div>EZ Upper A-Frame for Laminate Shelves</div><div><div>Shared</div><div><div>O Shelves One Side</div></div><div><div>T Shelves on Two Sides</div><div><div>JZSULS</div></div></div></div></div>	<div><div>Chicago EZ Fence Beam</div><div></div><div><div>N No Screen</div><div>S EZ Add-On Screen</div><div>T Lift & Drop Tile</div></div><div>JZSCB</div></div>	<div><div>Chicago EZ Fence Beam for Corridor</div><div></div><div><div>N No Screen</div><div>T Lift & Drop Tile</div></div><div>JZSCS</div></div>
	<div><div>Run-Off for EZ Fence</div><div><div>JZWRF</div></div><div><div>Available Corner Details Run-Off for EZ Fence only</div><div><div>C Curved</div></div><div><div>S Standard</div></div></div></div>	<div><div>EZ Fence Leg Cover – Top</div><div><div>F EZ Fence Leg</div><div><div>JZSLC</div></div><div><div>L EZ Fence Leg – Low Height</div><div></div></div><div><div>S EZ Structural Leg – Single-Sided</div><div></div></div><div><div>D EZ Structural Leg – Double-Sided</div><div></div></div></div></div>	<div><div>Available Support Style, if applicable</div><div><div>A Angled</div></div></div>		

Preconfigured EZ Fence Structure	<div><div>EZ Fence for Lift & Drop Tiles</div><div></div><div><div>Shared</div><div><div>L Left – End</div></div><div><div>I In-Line</div><div><div>JZPD</div></div></div><div><div>R Right – End</div><div></div></div></div></div>	<div><div>EZ Fence for Lift & Drop Tiles and for Corridor</div><div></div><div><div>Single-Sided</div><div><div>L Left – End</div></div><div><div>I In-Line</div><div><div>JZPS</div></div></div><div><div>R Right – End</div><div></div></div></div></div>	<div><div>EZ Fence for Lift & Drop Tiles and for Corridor</div><div></div><div><div>Single-Sided</div><div><div>L Left – End</div></div><div><div>I In-Line</div><div><div>JZPB</div></div></div><div><div>R Right – End</div><div></div></div></div></div>	<div><div>EZ Fence for Lift & Drop Tiles – Low Shared</div><div></div><div><div>Single-Sided</div><div><div>L Left – End</div></div><div><div>I In-Line</div><div><div>JZPLD</div></div></div><div><div>R Right – End</div><div></div></div></div></div>	
	<div><div>Lift & Drop Tiles</div><div><div>Solid</div><div><div>JZTSH</div></div></div><div><div>Solid Vertical Grain</div><div><div>JZTSV</div></div></div><div><div>Fabric</div><div><div>JZTF</div></div></div><div><div>Felt (Loft)</div><div><div>JZTEL</div></div></div><div><div>Cork</div><div><div>JZTC</div></div></div><div><div>Metal Accessory</div><div><div>JZTMA</div></div></div><div><div>Metal Markerboard</div><div><div>JZTMW</div></div></div><div><div>Frosted Glass</div><div><div>JZTGG</div></div></div><div><div>Writable Magnetic Glass</div><div><div>JZTGM</div></div></div><div><div>Solid – Media</div><div><div>JZTSM</div></div></div><div><div>Lift & Drop Vertical Poles</div><div><div>JZTPS</div></div></div><div><div>Available Pattern Styles, if applicable</div><div><div>P Plus</div></div><div><div>S Square</div></div></div></div>	<div><div>Accessories – Lift & Drop Vertical Poles Mounted</div><div><div>B Book Display</div><div><div>JZTPA</div></div></div><div><div>L Shelf/Book Display – Left</div><div></div></div><div><div>P Planter Box</div><div></div></div><div><div>S 6" Shelf</div><div></div></div><div><div>R Book Display/Shelf – Right</div><div></div></div></div>	<div><div>Accessories – EZ Upper A-Frame Mounted</div><div><div>T Two Planter Boxes</div><div><div>JZAPU</div></div></div><div><div>Laminate Shelves 57" h</div><div><div>57 Two Shelves</div></div></div><div><div>66" h</div><div><div>66 Three Shelves</div></div></div><div><div>JZTBS</div></div></div>	<div><div>Available Glass Finish, if applicable</div><div><div>CL Clear</div></div><div><div>FT Frosted</div></div><div><div>FB Satin</div></div><div><div>LA Clear – Low Iron</div></div><div><div>LB Frosted – Low Iron</div></div><div><div>Back-Painted</div></div></div>	
EZ Lift & Drop Tiles and Shelves	<div><div>Add-On Screens – EZ Fence Beam-Mounted</div><div><div>Solid</div><div><div>JZSASB</div></div></div><div><div>Glass</div><div><div>JZSAGB</div></div></div><div><div>Infinity</div><div><div>JZSAXB</div></div></div><div><div>Fabric</div><div><div>JZSAFB</div></div></div><div><div>Smooth Felt</div><div><div>JZSAZB</div></div></div><div><div>Felt (Loft)</div><div><div>JZSAEB</div></div></div><div><div>Elevated Screens – EZ Fence Beam-Mounted</div><div><div>Solid</div><div><div>JZSESB</div></div></div><div><div>Fabric</div><div><div>JZSEFB</div></div></div><div><div>Felt (Loft)</div><div><div>JZSEEB</div></div></div><div><div>Available Corner Detail, if applicable</div><div><div>S Standard</div></div><div><div>R Radius</div></div></div></div></div>	<div><div>Modesty Screen – EZ Fence Beam-Mounted</div><div><div>Solid</div><div><div>F Foot</div><div>L Levelers</div><div>JZSMSB</div></div></div></div>	<div><div>Floor Screens – EZ Fence Beam-Mounted</div><div><div>Solid</div><div><div>F Foot</div><div>L Levelers</div><div>JZSFSB</div></div></div><div><div>Solid with Glass</div><div><div>F Foot</div><div>L Levelers</div><div>JZSFGB</div></div></div></div>	<div><div>Floor Screens – EZ Post-Mounted</div><div><div>Solid</div><div><div>JZSFSP</div></div></div><div><div>Solid with Glass</div><div><div>JZSFGP</div></div></div></div>	<div><div>Floor Screen with Metal Towers – EZ Post-Mounted</div><div><div>Solid – Open</div><div><div>N No Accessory</div><div>JZSFOP</div></div></div><div><div>Solid – One Drawer</div><div><div>F File Drawer</div><div>R Recycling/Waste Bin</div><div>JZSFDP</div></div></div><div><div>Solid – Two Drawers</div><div><div>F File Drawer (Lower)</div><div>R Recycling/Waste Bin (Lower)</div><div>JZSFTP</div></div></div><div><div>Available Pull Option, if applicable</div><div><div>C Cityline Recessed</div></div></div></div>

EZ Suspended Storage

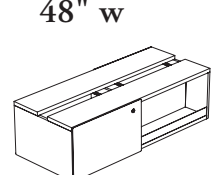
EZ Suspended Credenzas

Shared



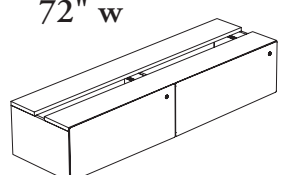
JZBS0

Off-Module – Shared



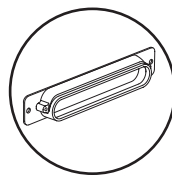
JZBD0

Single-Sided



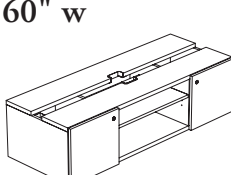
JZBFF

Available Pull Option, if applicable

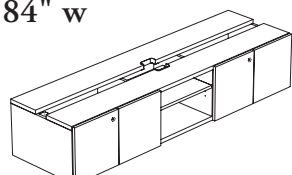


C Cityline Recessed

Media Center – Single-Sided



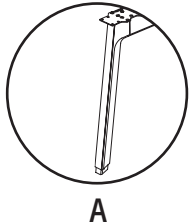
JZBSM



JZBSH

EZ Supended Shelf

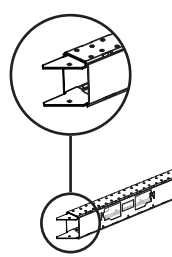
Available EZ Fence Leg Style, if applicable



A Angled

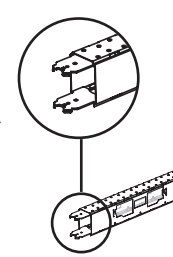
Desk Structures

Structural Beams

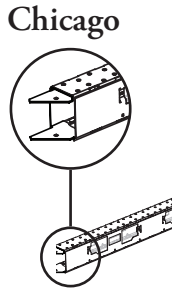


S Single-Sided – Standard

JNDBB

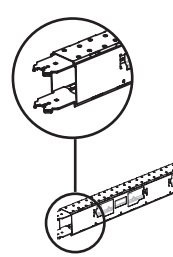


D Double-Sided – Standard



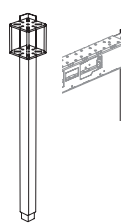
S Single-Sided – Standard

JNDCB

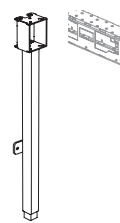


D Double-Sided – Standard

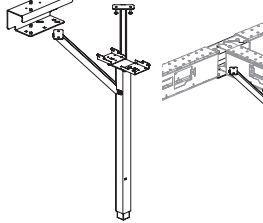
Structural Posts



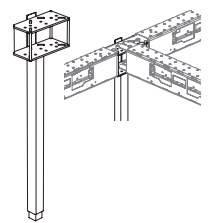
C Corner



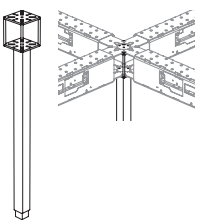
E End – Storage



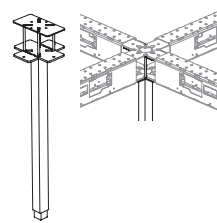
R Recessed with Long Span Kit



T In-Line – Single-Sided Beam

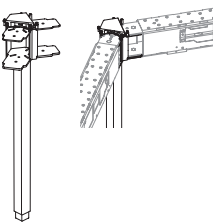


X In-Line – Double-Sided Beam

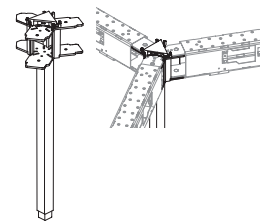


Z Four-Way Exposed – Double-Sided Beam

120° Structural Posts

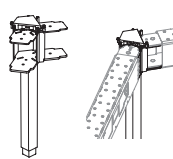


V Two-Way – Double-Sided Beam

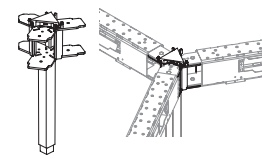


Y Three Way – Double-Sided Beam

120° Low Structural Posts

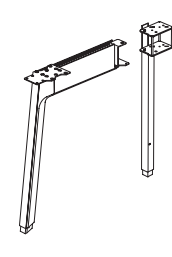


V Two-Way – Double-Sided Beam

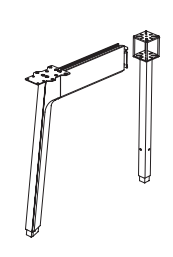


Y Three Way – Double-Sided Beam

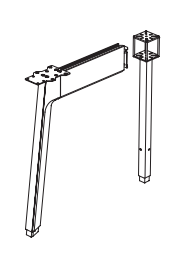
Structural Post with Front Legs



L End – Left (Shown)



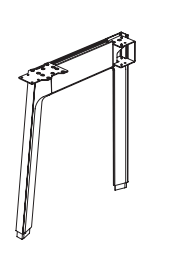
R End – Right



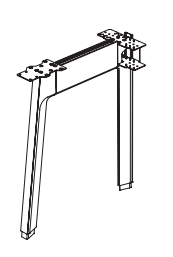
I In-Line Double-Sided Beam

Structural Legs

Single-Sided



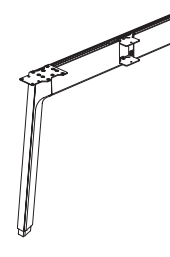
L End – Left (Shown)




R End – Right

JNDLS

Double-Sided



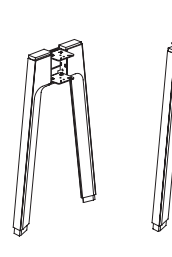
E End



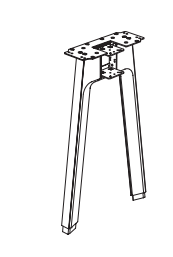
I In-Line

JNDLD

Fence



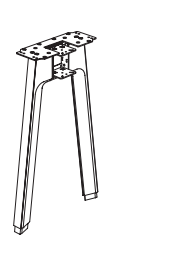
E End



I In-Line

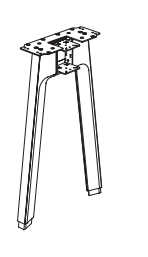
JNDLF

Beam-Mounted Cabinet



JNDLL

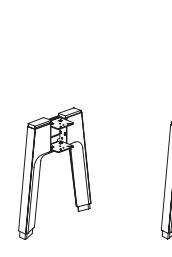
Peninsula



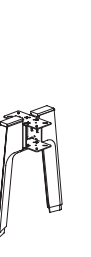
JNDLP

Low Structural Legs

Fence



E End

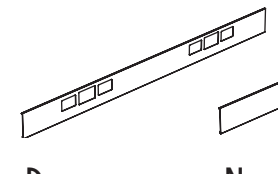


I In-Line

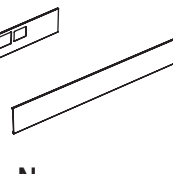
JNDLLF

Structural Beam Covers

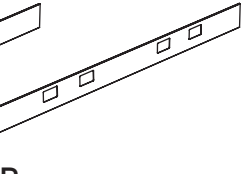
Side



D Power & Data



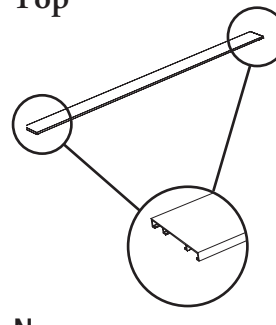
N No Opening



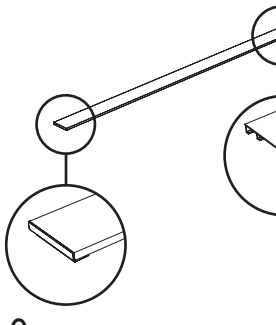
P Power Only

JNDBCS

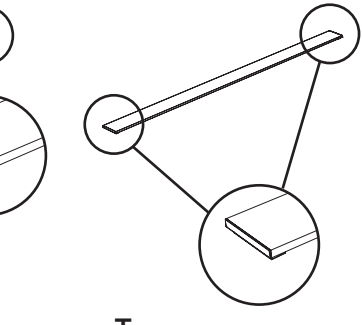
Top



N No End Caps




O One End Cap




T Two End Caps

JNDBTC

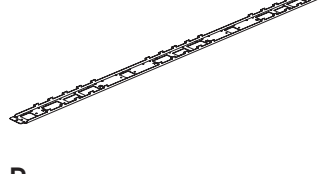
Bottom



JNDBCB



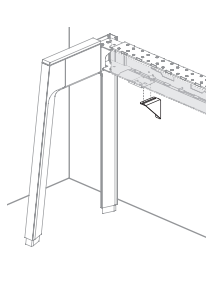
S Standard




R Reinforced

JNDBK


Stabilizers




JNDSWB



hiSpace

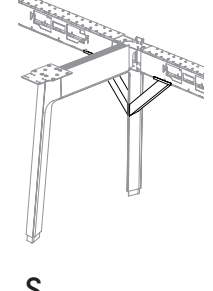


Navigate

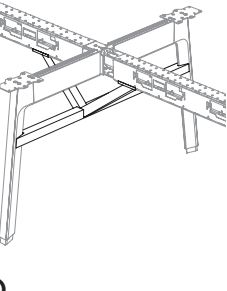


A Angled

JNDST




S Single-Sided




D Double-Sided

JNDBS

Structural Post Covers



V Two-Way 120°

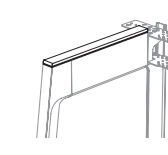


Y Three-Way 120°

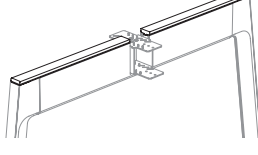
JNDCPT

Structural Leg/Post Covers


Top



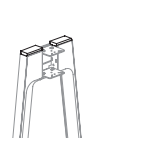
S Structural Leg – Single Sided



D Structural Leg – Double Sided

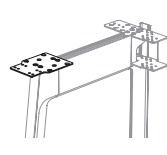


P Structural Post with Front Leg

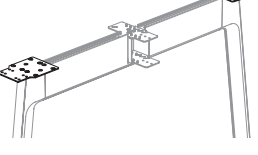


F Structural Leg – Fence

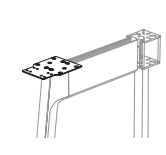
JNDLC



S Structural Leg – Single Sided



D Structural Leg – Double Sided

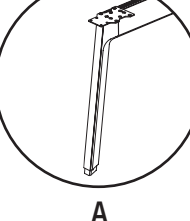


P Structural Post with Front Leg

JNDLW

EZ Fence Structure Compatible

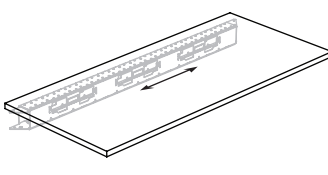
Available Support Style, if applicable



A Angled

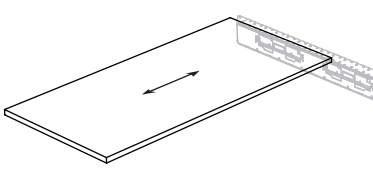
Worksurfaces

Single-Sided Rectangular Worksurfaces

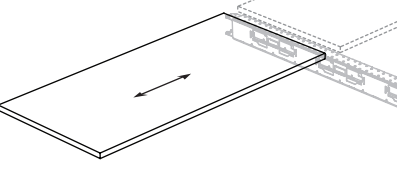


JNWSSN

Exposed Beam

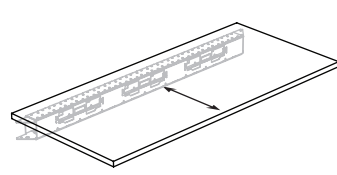


S Single-Sided Beam



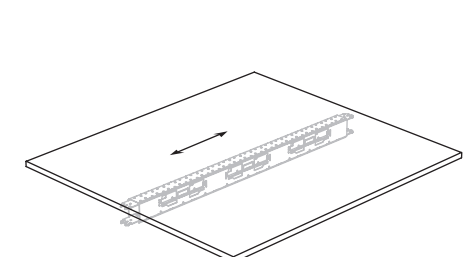
D Double-Sided Beam

JNWRSE



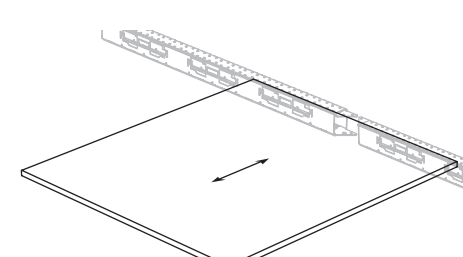
JNWSCN

Double-Sided Rectangular Worksurfaces

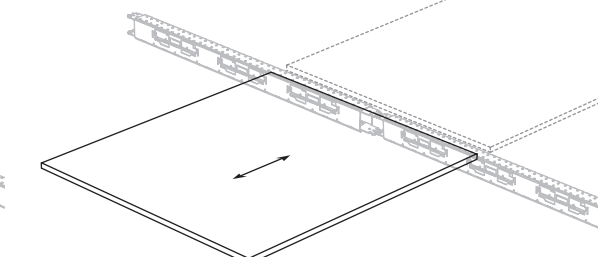


JNWDSN

Exposed Beam

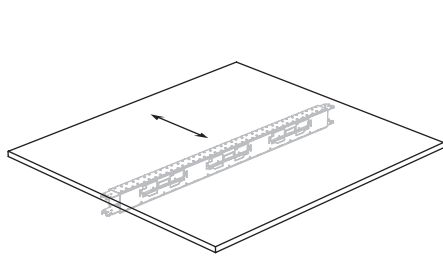


S Single-Sided Beam



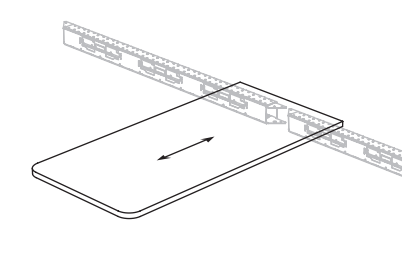
D Double-Sided Beam

JNWDSE



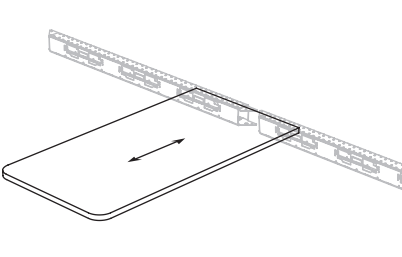
JNWDCN

Peninsula Worksurfaces

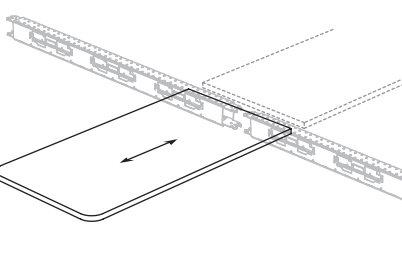


JNWPSN

Exposed Beam

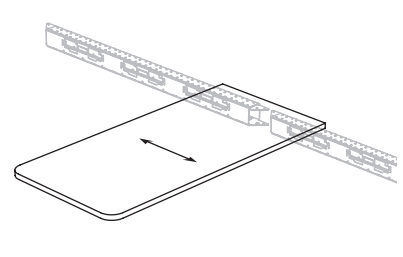


S Single-Sided Beam



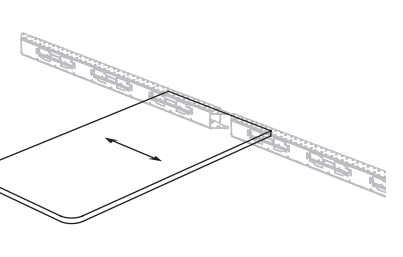
D Double-Sided Beam

JNWPSE

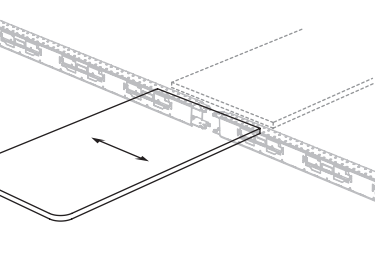


JNWPCN

Exposed Beam



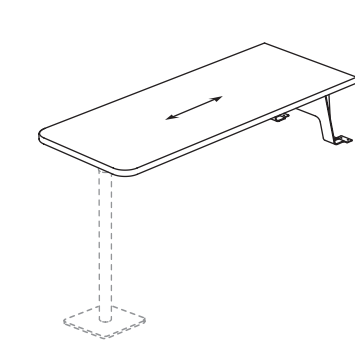
S Single-Sided Beam



D Double-Sided Beam

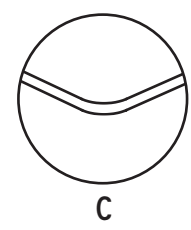
JNWPCE

High Peninsula Worksurface

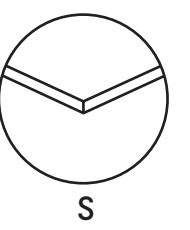


JNWPH

Available Corner Details for Peninsula Worksurfaces only



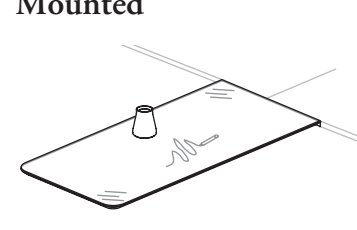
C Curved



S Standard

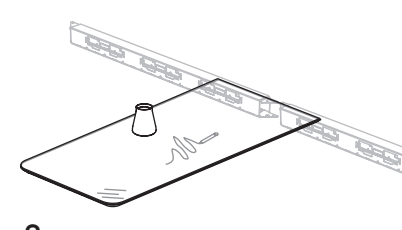
Writable Glass Worksurfaces

Worksurface-Mounted

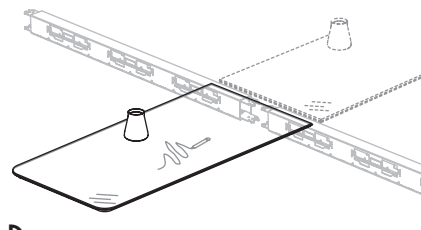


JNWPGN

Exposed Beam

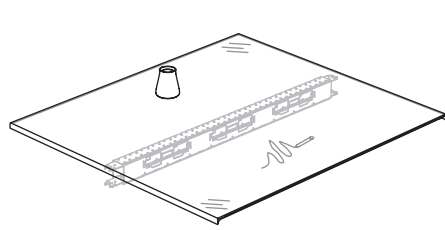


S Single-Sided Beam



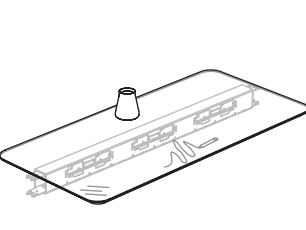
D Double-Sided Beam

JNWPGE



JNWDG


Fence




JNWFG

Worksurface Brackets

Beam-Mounted




S Single-Sided



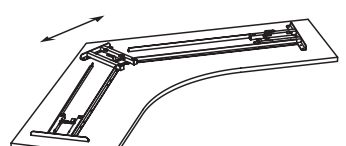
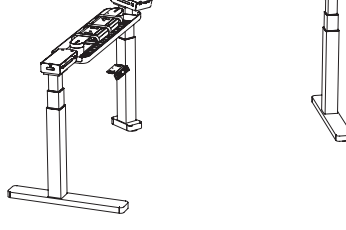
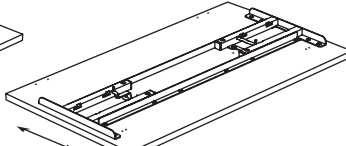
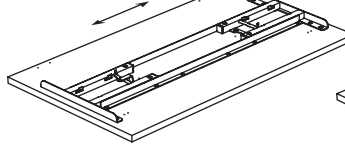
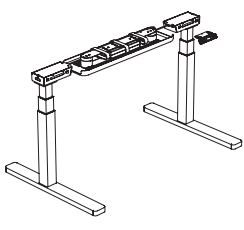
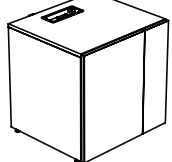
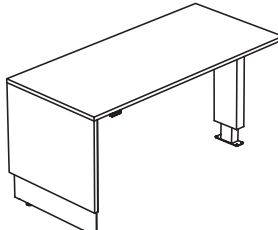
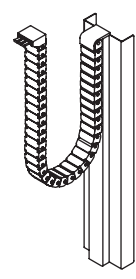
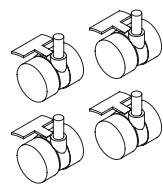

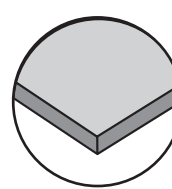
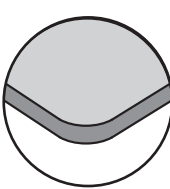
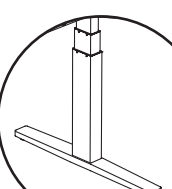
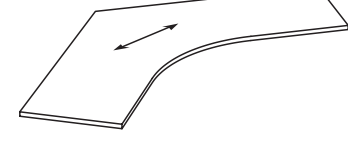
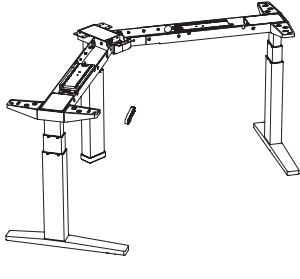
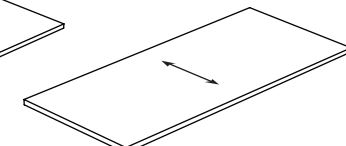
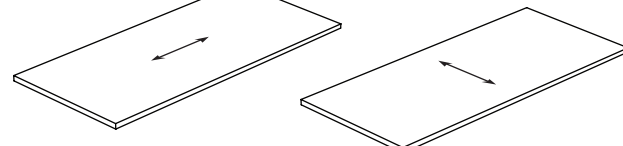
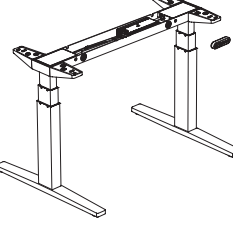
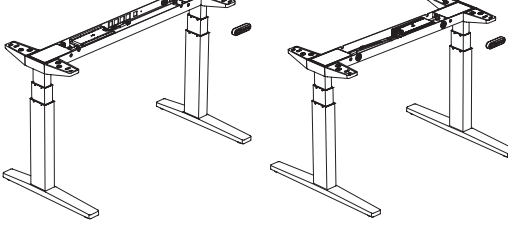




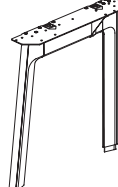
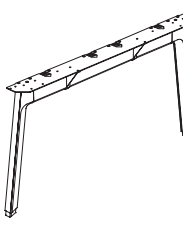


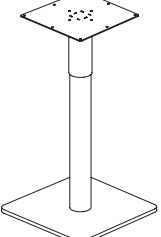
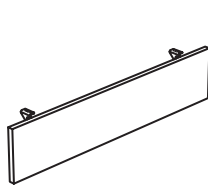
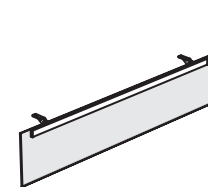
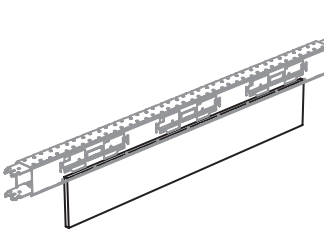

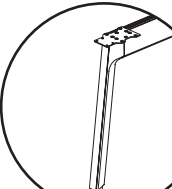
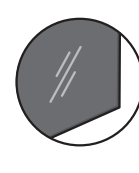


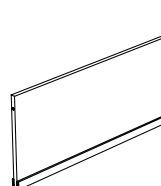
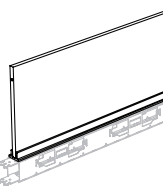
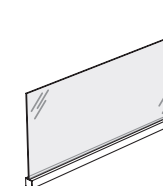
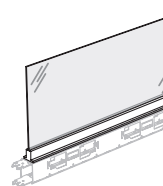
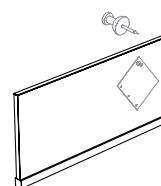
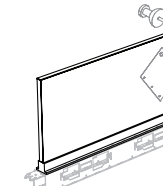
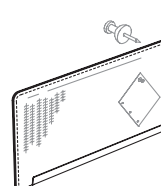
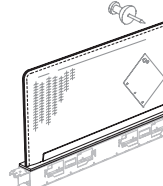
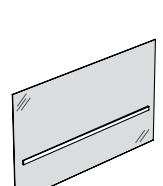
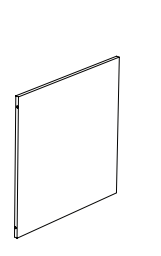
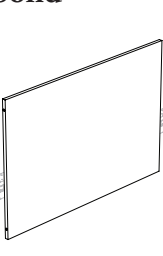
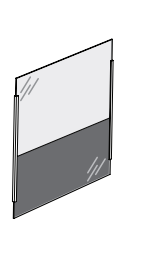
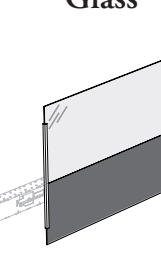
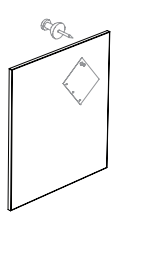

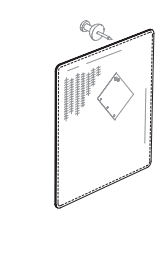
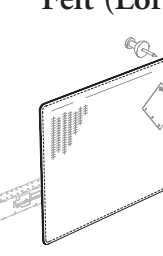
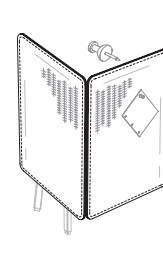
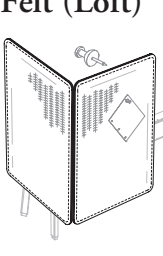
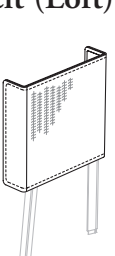
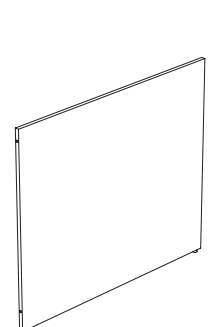
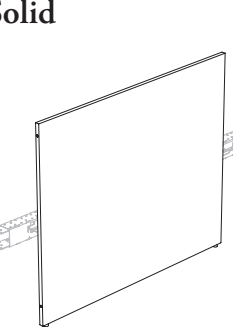


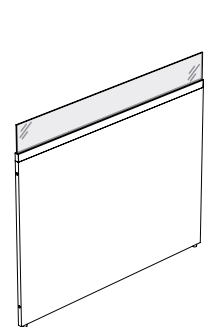
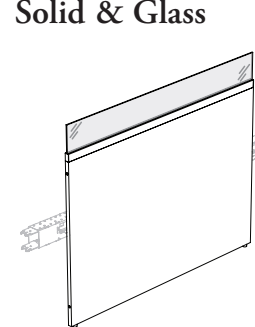





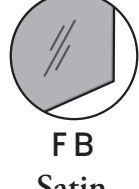



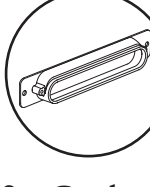

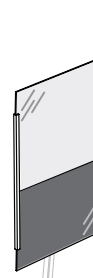
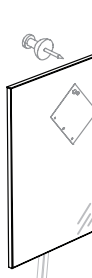
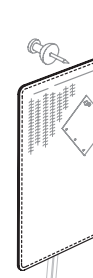
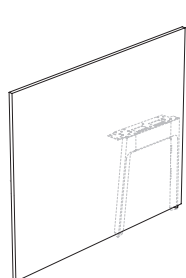
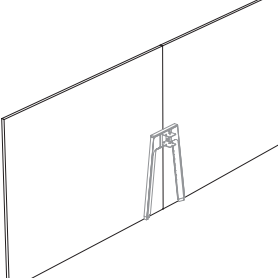
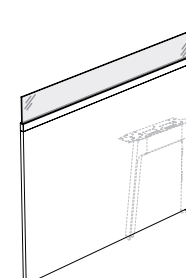
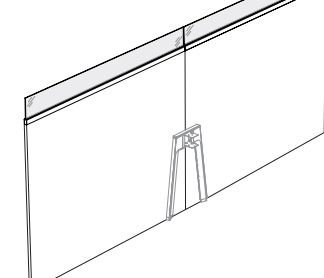
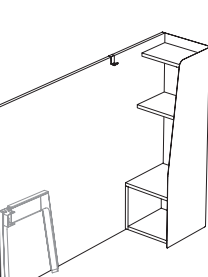
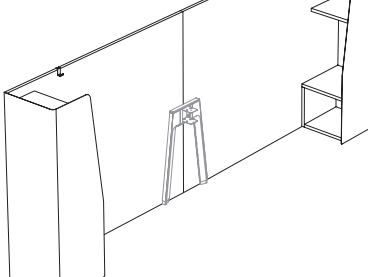
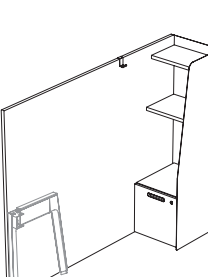
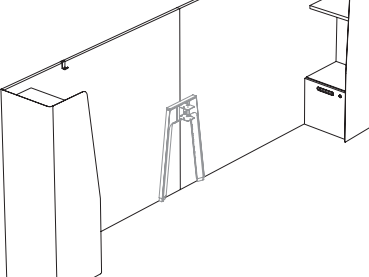
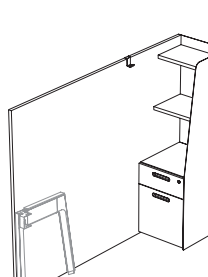
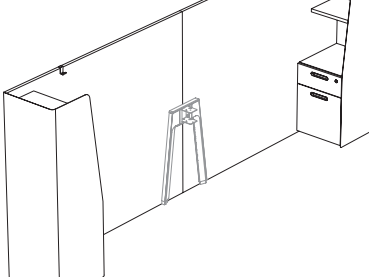
D Double-Sided

JNWB

Worksurface-Mounted



JNWFP

Height-Adjustability	<div>hiSpace Quick Connect</div> <div></div> <div><div>S Single-Sided</div><div>D Double-Sided</div><div>CC C-Legs</div><div>CC C-Legs</div><div>CC C-Legs</div><div>C C-Legs</div></div> <div>JNHBJNHSCEJNXRMHJNXRWJNXCRWJNXHJNXV</div> <div></div> <div>JNHCAJNHEA</div> <div> EZ Fence Structure Compatible</div> <div><div>Available Corner Details</div><div></div><div>C Curved</div><div>S Standard</div></div> <div><div>Available Leg Style, if applicable</div><div></div><div>N Navigate</div></div>							<div>Navigate Freestanding</div> <div></div> <div><div>CC C-Legs</div><div>TT T-Legs</div><div>CC C-Legs</div><div>CC C-Legs</div><div>CC C-Legs</div></div> <div>JNHTRFJNHWRFJNHCWRFJNTVJNHV</div>				
	<div>Tables</div> <div></div> <div>JNTOSBJNTSSBJNGSSB</div>											
Desk Accessories	<div>Freestanding Legs/Gables</div> <div><div>Single-Sided</div><div></div><div>L Left</div><div>R Right (Shown)</div></div> <div><div>Double-Sided</div><div></div><div>E End</div></div> <div><div>Lateral Cabinet</div><div></div></div> <div><div>Peninsula Worksurfaces</div><div></div></div> <div><div>High Peninsula Worksurface</div><div></div></div> <div><div>Worksurface-Mounted</div><div></div></div> <div><div>Beam-Mounted</div><div></div></div> <div><div>S Single-Sided</div><div>D Double-Sided (Shown)</div></div> <div>JNALSJNALDJNALLJNALPJNAPPJNASMGJNASMLJNABMS</div> <div> EZ Fence Structure Compatible</div> <div><div>Available Support Style, if applicable</div><div></div><div>A Angled</div></div> <div><div>Available Glass Finish, if applicable</div><div></div><div>LB Frost-Low Iron</div><div>FT Frosted</div><div>Back-Painted</div></div>											
	<div>Workstation Screens</div> <div><div>Add-On Screens</div><div><div>Solid</div><div></div><div>Beam-Mounted</div><div>Worksurface-Mounted</div></div><div><div>Glass</div><div></div><div>Beam-Mounted</div><div>Worksurface-Mounted</div></div><div><div>Fabric</div><div></div><div>Beam-Mounted</div><div>Worksurface-Mounted</div></div><div><div>Felt (Loft)</div><div></div><div>Beam-Mounted</div><div>Worksurface-Mounted</div></div><div><div>Glass</div><div></div><div>Worksurface-Mounted</div></div><div>JNSASBJNSASWJNSAGBJNSAGWJNSAFBJNSAFWJNSABEJNSAEWJNSGW</div></div> <div><div>Elevated Screens</div><div><div>Solid</div><div></div><div>Beam-Mounted</div><div>Worksurface-Mounted</div></div><div><div>Glass</div><div></div><div>Beam-Mounted</div><div>Worksurface-Mounted</div></div><div><div>Fabric</div><div></div><div>Beam-Mounted</div><div>Worksurface-Mounted</div></div><div><div>Felt (Loft)</div><div></div><div>Beam-Mounted</div><div>Worksurface-Mounted</div></div><div><div>Corner Elevated Screens</div><div><div>Felt (Loft)</div><div></div><div>B Beam-Mounted</div><div>W Worksurface-Mounted</div></div><div>JNSECF</div></div><div><div>End Screen</div><div><div>Felt (Loft)</div><div></div></div><div>JNSELE</div></div></div> <div><div>Floor Screens</div><div><div>Solid</div><div></div><div>Beam-Mounted</div><div>Worksurface-Mounted</div></div><div><div>Solid & Glass</div><div></div><div>Beam-Mounted</div><div>Worksurface-Mounted</div></div><div>JNSFSBJNSFSWJNSFGBJNSFGWJNSLSJNSWRC</div></div> <div><div>Available Corner Detail, if applicable</div><div></div><div>S Standard</div><div>R Radius</div></div> <div><div>Available Glass Finish, if applicable</div><div></div><div>CL Clear</div><div>FT Frosted</div><div>FB Satin</div><div>LA Clear – Low Iron</div><div>LB Frosted – Low Iron</div><div>Back-Painted</div></div> <div> EZ Fence Structure Compatible</div> <div><div>Available Pull Option, if applicable</div><div></div><div>C Cityline Recessed</div></div>											
Leg-Mounted Screens	<div>Elevated Screens</div> <div><div>Solid</div><div></div><div>JNSESL</div></div> <div><div>Glass</div><div></div><div>JNSEGL</div></div> <div><div>Fabric</div><div></div><div>JNSEFL</div></div> <div><div>Felt (Loft)</div><div></div><div>JNSEEL</div></div>							<div>Floor Screens</div> <div><div>Solid – One User</div><div></div><div>JNSFSL</div></div> <div><div>Solid – Two Users</div><div></div><div>JNSFST</div></div> <div><div>Solid with Glass – One User</div><div></div><div>JNSFGO</div></div> <div><div>Solid with Glass – Two Users</div><div></div><div>JNSFGT</div></div>				
	<div>Floor Screen with Metal Towers</div> <div><div>Solid – Open – One User</div><div></div><div>JNSFOL</div></div> <div><div>Solid – Open – Two Users</div><div></div><div>JNSFOT</div></div> <div><div>Solid – One Drawer – One User</div><div></div><div>JNSFDL</div></div> <div><div>Solid – One Drawer – Two Users</div><div></div><div>JNSFDT</div></div> <div><div>Solid – Two Drawers – One User</div><div></div><div>JNSFTL</div></div> <div><div>Solid – Two Drawers – Two Users</div><div></div><div>JNSFTT</div></div>											
	<div><div>N No Accessory</div><div>R No Accessory</div><div>F File Drawer</div><div>R Recycling/Waste Bin</div></div> <div>JNSFOLJNSFOTJNSFDLJNSFDTJNSFTLJNSFTT</div>											

Height-Adjustable Table Screens	Add-On Screens				Edge Screen		Elevated Screens				Metal – Lateral		Metal – Back		Metal – Corner		Fabric Infinity – Lateral		Fabric Infinity – Back							
	18 18" from floor Modesty Height	22 22" from floor Modesty Height	18 18" from floor Modesty Height	22 22" from floor Modesty Height	18 18" from floor Modesty Height	22 22" from floor Modesty Height	18 18" from floor Modesty Height	22 22" from floor Modesty Height	18 18" from floor Modesty Height	22 22" from floor Modesty Height	18 18" from floor Modesty Height	22 22" from floor Modesty Height	18 18" from floor Modesty Height	22 22" from floor Modesty Height	18 18" from floor Modesty Height	22 22" from floor Modesty Height										
	JNSASH	JNSAGH	JNSAFH	JNSAEH	JNSWGH		JNSESH		JNSMLH	JNSMEH	JNSMCH	JNSXLH		JNSXEH												
Casual Screens & Accessories	Elevated Screens (con't)				End Screen																					
	Fabric Infinity – Corner		Fabric		Felt (Loft)		Felt (Loft) – Lateral																			
	18 18" from floor Modesty Height	22 22" from floor Modesty Height	18 18" from floor Modesty Height	22 22" from floor Modesty Height	18 18" from floor Modesty Height	22 22" from floor Modesty Height	18 18" from floor Modesty Height																			
	JNSXCH		JNSEFH		JNSEEH		JNSELEH																			
													Available Pattern Styles, if applicable		Available Corner Detail, if applicable		Available Glass Finish, if applicable									
Beam-Mounted Storage	Suspended Storage or Credenzas				Suspended Credenzas (con't)				Suspended Shelf				Beam-Mounted Shelf				Beam-Mounted Cabinets				Lateral Hang-On Cabinets					
	24" to 36" w	42" to 72" w	42" to 72" w	42" to 72" w	24" to 36" w	42" to 72" w	42" to 72" w	42" to 72" w	24" to 36" w	42" to 72" w	42" to 72" w	42" to 72" w	24" to 36" w	42" to 72" w	42" to 72" w	42" to 72" w	24" to 36" w	42" to 72" w	42" to 72" w	42" to 72" w	24" to 36" w	42" to 72" w				
	JNBP	JNBC	JNBSF	JNBSF	JNBDF	JNBDF	JNBDS	JNBDS	JNBDS	JNBDS	JNBDS	JNBDS	JNBDS	JNBDS	JNBDS	JNBDS	JNBDS	JNBDS	JNBDS	JNBDS	JNBDS	JNBDS				
Mounted Storage	Elevated Desk Shelf				Elevated Cabinets with Sliding Doors				Elevated Slim Cabinets				Lateral Desktop Cabinet				Desktop Cabinets									
	18 18" from floor Modesty Height	18 18" from floor Modesty Height	18 18" from floor Modesty Height	18 18" from floor Modesty Height	18 18" from floor Modesty Height	18 18" from floor Modesty Height	18 18" from floor Modesty Height	18 18" from floor Modesty Height	18 18" from floor Modesty Height	18 18" from floor Modesty Height	18 18" from floor Modesty Height	18 18" from floor Modesty Height	18 18" from floor Modesty Height	18 18" from floor Modesty Height	18 18" from floor Modesty Height	18 18" from floor Modesty Height	18 18" from floor Modesty Height	18 18" from floor Modesty Height	18 18" from floor Modesty Height							
	JNMES	JNMELG	JNMELG	JNMELG	JNMELG	JNMELG	JNMELG	JNMELG	JNMES	JNMES	JNMES	JNMES	JNMES	JNMES	JNMES	JNMES	JNMES	JNMES	JNMES	JNMES						
Credenzas	Mobile Credenza				Freestanding Credenzas				Mobile Credenza				Freestanding Credenzas				Mobile Credenza				Freestanding Credenzas					
	18 18" from floor Modesty Height	18 18" from floor Modesty Height	18 18" from floor Modesty Height	18 18" from floor Modesty Height	18 18" from floor Modesty Height	18 18" from floor Modesty Height	18 18" from floor Modesty Height	18 18" from floor Modesty Height	18 18" from floor Modesty Height	18 18" from floor Modesty Height	18 18" from floor Modesty Height	18 18" from floor Modesty Height	18 18" from floor Modesty Height	18 18" from floor Modesty Height	18 18" from floor Modesty Height	18 18" from floor Modesty Height	18 18" from floor Modesty Height	18 18" from floor Modesty Height	18 18" from floor Modesty Height	18 18" from floor Modesty Height	18 18" from floor Modesty Height					
	JNFC	JNFC	JNFC	JNFC	JNFC	JNFC	JNFC	JNFC	JNFC	JNFC	JNFC	JNFC	JNFC	JNFC	JNFC	JNFC	JNFC	JNFC	JNFC	JNFC	JNFC	JNFC				

Freestanding Storage

Pedestals

B F Box/File

JNFM

B B Box/Box/File
F File/File
O Open/File
S Shelves/File

JNFPS

Lateral Bookcases

O Open/File
S Shelves/File

JNFCEP

Two Drawers

JNFCEP

Beam Towers

B B Box/Box/File
F File/File

JNFBPL

B B Box/Box/File
F File/File

JNFBWF

W Wardrobe
S Shelves

JNFBFS

W Wardrobe
S Shelves

JNFBG

Dual Beam Towers

W Wardrobe

JNFBDS

Freestanding Towers

B B Box/Box/File
F File/File

JNFTPL

B B Box/Box/File
F File/File

JNFTWF

B B Box/Box/File
F File/File

JNFTS

W Wardrobe
S Shelves

JNFTG

W Wardrobe
S Shelves

JNFTTS

Available Glass Finish, if applicable

Back Painted

Only available with Beam Towers

Available Position Option, if applicable

E End of Station

I In-Line

Accessories

JNFKS

JNFKL

JNFKH

JNFALB

M Master Key
R Lock Removal Key
C Lock Core and Key

SOKL

Available Pull Option, if applicable

C Cityline Recessed

Available Glass Finish, if applicable

Back Painted

Lockers

Freestanding

D Dual
T Triple

JLFFD

D Dual
T Triple

JLFC2

D Dual
T Triple

JLFC3

D Dual
T Triple

JLFFG

D Dual
T Triple

JLFB2

D Dual
T Triple

JLFB3

D Dual
T Triple

JLFS

D Dual
T Triple

JLFSG

D Dual
T Triple
Q Quadruple

JLFRU

D Dual
T Triple
Q Quadruple

JLFRS

Available Front Style, if applicable

N Metal with Pull or T Solid with Pull

O Metal with Digital Lock or U Solid with Digital Lock

Available Interior Config., if applicable

H Side Hooks

S Shelf

O Side Hooks & Shelf or T Side Hooks & 2 Shelves

C Coat Rod

D Side Hooks & Shelf

Elevated

D Dual
T Triple

JLEFD

D Dual
T Triple

JLEC2

D Dual
T Triple

JLEC3

D Dual
T Triple

JLEFG

D Dual
T Triple

JLEB2

D Dual
T Triple

JLEB3

D Dual
T Triple
Q Quadruple

JLES

JLES

D Dual
T Triple
Q Quadruple

JLERU

Accessories

JLEFK

Locker Number

Recycling/Disposal Unit Symbols

Common Locker Symbol

Versa 6th Generation (DV6) Key Types

Accessories

S Standard
N Height-Adjustable Table Frame Recessed

JNAUD

S Standard
N Height-Adjustable Table Frame Recessed

JNAUE

L Letter
P Pocket

JNAMD

L Letter

JNAMT

H Hook
N Notepad
P Pencil Holder
O Paper Organizer

JNAPM

T 6" Tray
U 12" Tray

JNAUB

Freestanding Planter Box

JNAPF

Planter Liner

JNAPEL

S Standard

JNASL

L Letter

JNAMK

L Letter

JNAME

L Letter

JNAOS

L Letter

JNASO

Boot Tray

JNABT

Felt (Loft)

JNACF

Fabric

JNACU

Freestanding Beam-Mounted

JNABCF

Double-Sided Beam-Mounted

JNABAB

Double-Sided Beam-Mounted

JNABAS

Double-Sided Beam-Mounted

JNABAT

Under Beam-Mounted


JNABH

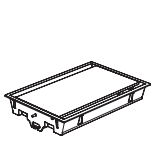
Under Worksurface-Mounted

JNAEK


Under Worksurface-Mounted

JNARM

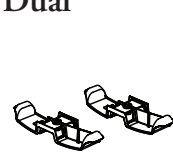

JNELED



JNEAD

Single



JNEWCS

Dual

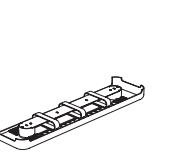

JNEWC


JNEWPT

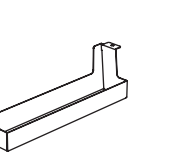
Felt Cover


JNEWYA

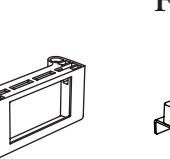
01
Small Cable
Organizer



JNEWMT

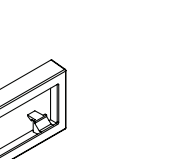
03
Large Cable
Organizer

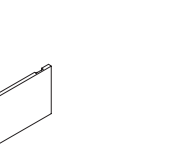

JNECB

Facing Down


JNECDB


JNEDE

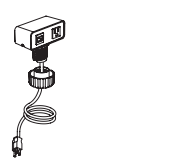

JNECBP


JNEPC

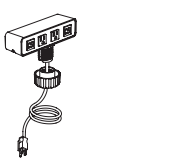
D1
D200
Dual
Configuration

 or

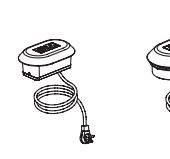
Q2
Q320
Quad
Configuration


JNETPP

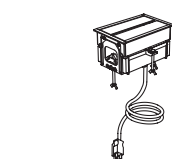
D_ Dual


JNETLP

Q_ Quad


JNEPP

C_ Compact 8"


JNEPP


JNEPB

B Facing Sides


JNECPB

D Facing Down


JNECPB

B Facing Sides


JNECPB

D Facing Down


JNECPB


JNEPMH


JNECPH

D Controlled 15 Amp.


JNEPRO

E Controlled 20 Amp.


JNEPRO

S Standard 15 Amp.


JNEPRO

T T-Slot 20 Amp.


JNEPRO


JNEPDB


JNEPIC

B Beam-Mounted


JNECJB

B Beam-Mounted


JNEPH


JNEPBF

B Beam-Mounted


JNESBF


JNEPCF


JNEWPP

JNEWAC


JNEWAC


JNEGQ


JNEGR


JNEGPC


JNECFK

 EZ Fence Structure Compatible