

tek/n

price & product guide

10.24.2022



teknion

update summary

Please be advised that information has been updated within the Tek/n Price & Application Guide. To highlight these updates, a summary has been created for your reference.

price

Effective October 24, 2022, we will be implementing a list price increase across the all Tek/n products.

Please note, first orders for new products will be accepted on October 24, 2022. All software will also be updated by October 24, 2022. If you have any questions regarding the information enclosed, please contact your Teknion Customer Service Representative.





INDEX 9

PRICE & PRODUCT GUIDE. 11

introduction

where to find the information you need

Teknion provides an array of tools and information resources to help you get things done simply and easily. From product pricing to application guidelines to online planning suggestions, you will find what you need when you need it.

guide contents

This guide contains all the information you need to order this product through your specification software. The Introduction section provides everything you need to get started, including an index for product reference. The Application Guide section contains detailed specification guidelines, application and planning information to help you plan your project correctly. The Price Guide sections provide detailed pricing and specification information by product type. Available online at www.teknion.com.

where to find the information you need

All Teknion marketing materials are available online at www.teknion.com, including:

price & product guide

application guide

planning tool

installation guides

fabrics & finishes

product photography & drawings

weights & volumes

order forms

warranty/terms & conditions of sale

xpress program guide

teknion forms

The following forms are available online at www.teknion.com, to help you specify and place your order if required:

teknipaint

If you require a custom paint color match, you must submit a TekniPaint form.

using your own material (COM)

If you wish to use your own material on fabric-covered products, you must submit a completed COM form including a sample upholstery and safety testing. A COM Order Information Sheet must also be submitted. This form captures all relevant ordering and tracking information. A COM Request for Yardage Calculation form may be sent to Teknion for preliminary yardage requirements.

placing a manual order

Complete an Order Cover Sheet with the information we need to fill your order. This is the most important step. If the Order Cover Sheet is not complete and correct, the order may be delayed.

key requirements

If you require that certain pieces share the same locks you will need to specify Set of Keys Alike (SOKL) located in the Price and Product Guide.

user feedback

How is our marketing material working for you?

Feedback from the user is very important to the quality of Teknion's marketing material. We ask that if you have suggestions on how you think we could improve content OR if you have found an error, that you contact your Teknion Technical Services department.

Section Contents	Product Code	Page No.
INTRODUCTION		
Where to find the information you need		9
BENCH FRAMES		
Double-Sided Beginning Bench Frame	NTPDBB	14
Double-Sided Middle Bench Frame	NTPDMB	15
Double-Sided Finish Bench Frame	NTPDFB	16
Double-Sided Complete Bench Frame	NTPDCB	17
Single-Sided Beginning Bench Frame	NTPSBB	18
Single-Sided Middle Bench Frame	NTPSMB	19
Single-Sided Finish Bench Frame	NTPSFB	20
Single-Sided Complete Bench Frame	NTPSCB	21
MANAGEMENT DESK FRAMES		
Rectangular Management Desk Frame	NTPDM	24
Rectangular Return Underframe	NTPDRR	25
DESK CLUSTER FRAMES		
120° Desk Frame	NTPD12	28
Add-On 120° Desk Frame	NTPDA12	29
120° Desk Cluster Frame (3 users)	NTPD12C	30
Add-On 120° Desk Cluster Frame (3 users)	NTPDA12C	31
WORKSURFACES		
Double-Sided Rectangular Bench Worksurface	NTPDWB	36
Double-Sided Rectangular Bench Sliding Worksurface	NTPDWBSW	37
Single-Sided Rectangular Bench Worksurface	NTPRWD	38
Single-Sided Rectangular Bench Sliding Worksurface	NTPRWDSW	39
Double-Sided Worksurface – Wide Accessory Beam	NTPDWBW	40
Double-Sided Worksurface – Narrow Accessory Beam	NTPDWBW	41
Double-Sided Collaborative Worksurface	NTPDWBC	42
Rectangular Management Worksurface	NTPMW	43
Rectangular Worksurface –		
Desk with Narrow Accessory Beam	NTPRWDN	44
Rectangular Return Worksurface	NTPRR	45
120° Worksurface	NTP120W	46
CABLE MANAGEMENT & ACCESSORIES		
Bench Cable Basket with Sling Bracket – Double-Sided	NTPBTRY	52
Meeting Table Cable Basket – Double-Sided	NTPBTTRY	53
Bench Cable Basket with Sling Bracket – Single-Sided	NTPTRY	54
High Capacity Cable Tray – Double-Sided	NTPHCDC	55
High Capacity Cable Tray – Single-Sided	NTPHCSC	56
Vertical Cable Riser	NTPCR	57
Spiral Vertical Cable Management	NTPUMB	58
CPU Holder	NTPCPU	59
Wide Accessory Beam – Double-Sided Linear Workstation	NTPABWL	60
Narrow Accessory Beam – Linear Workstation	NTPABNL	61
MODESTY & INFILL PANELS		
Modesty Panel	NTPMODPS	64
Modesty Panel for Management Desk	NTPMODP	65
Infill Panel	NTPINFIL	66

Section Contents	Product Code	Page No.
SCREENS		
110 cm High – Fabric Rectangular Screen	NTBCRP	72
110 cm High – Fabric Rectangular Screen with Accessory Rail Screen	NTBCRSA	73
110 cm High – Fabric Rectangular Screen with Management Rail	NTBCRST	74
Add-On Acrylic Stacking Screen	NTBCRSBL	75
Fabric & Acrylic Blade Combi Screen	NTBCRAB	76
130 cm High – Fabric Rectangular Screen	NTBCRP5	77
130 cm High – Fabric Rectangular Screen with Accessory Rail	NTBCRSA5	78
130 cm High – Fabric Rectangular Screen with Management Rail	NTBCRST5	79
Fabric & Acrylic Blade Combi Height Screen	NTBCRAB5	80
Fabric Beveled Screen – Beam-Mounted	NTPBSR	81
Knit Linx Accessory Beam Screen	EGJAN	82
Table Top Screen	EZNDST	83
Fabric Floor Standing Screen	NTBCRFSP	84
Fabric Floor Standing Screen with Accessory Rail	NTBCRFSA	85
Fabric & Glass Combi Floor Standing Screen	NTBCRFSG	86
Fabric Floor Standing Screen for Bench	NTBCRFSR	87
Fabric Lateral Screen	NTBCIMP	88
Screen Linking Posts	NTBCPOST	89
MEETING TABLES & FLIP-TOP TABLES		
Modular Meeting Table	NTPRMT	92
Circular Meeting Table	NTPCMT	96
Square Meeting Table	NTPSQMT	97
Rectangular Flip-Top Meeting Table (In-Line Legs)	NTPFMT	98
Rectangular Flip-Top Meeting Table (Inset Legs)	NTPIFMT	99
Modesty Panel for Flip-Top Meeting Table	NTPFMTMP	100
LEGS & ACCESSORIES		
Straight Leg	NTPLFH	104
A-Leg	NTPLAFH	105
Height-Selectable Straight Leg	NTPLHS	106
Height-Selectable A-Leg	NTPLHSA	107
Shared Intermediate Leg	NTPLFHIN	108
Height Flexibility Kit	NTPIHJM	109
Add-On Sliding Worksurface Kit	NTPSWKIT	110

price & product guide

price & product guide

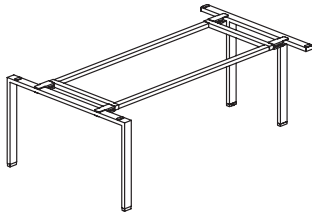
BENCH FRAMES	13
MANAGEMENT DESK FRAMES	23
120° DESK UNDERFRAMES	27
WORKSURFACES	33
CABLE MANAGEMENT & ACCESSORIES	49
MODESTY & INFILL PANELS	63
SCREENS	69
MEETING TABLES & FLIP-TOP TABLES	91
LEGS & ACCESSORIES	103

bench frames

bench frames product map

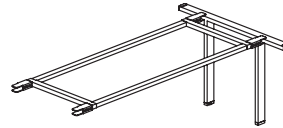
N T P D B B Double-Sided Beginning Bench Frame

Page 14



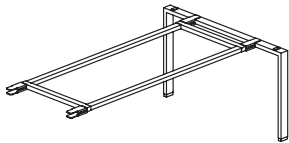
N T P D M B Double-Sided Middle Bench Frame

Page 15



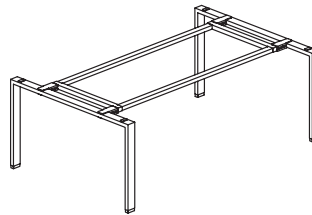
N T P D F B Double-Sided Finish Bench Frame

Page 16



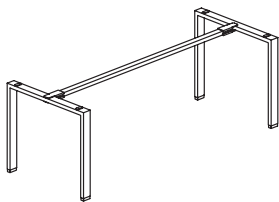
N T P D C B Double-Sided Complete Bench Frame

Page 17



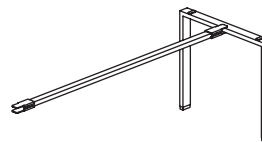
N T P S B B Single-Sided Beginning Bench Frame

Page 18



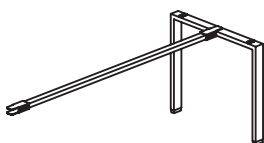
N T P S M B Single-Sided Middle Bench Frame

Page 19



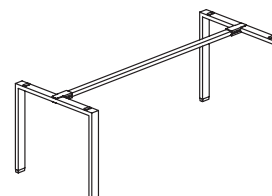
N T P S F B Single-Sided Finish Bench Frame

Page 20



N T P S C B Single-Sided Complete Bench Frame

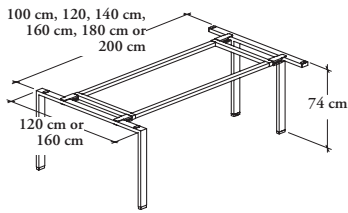
Page 21



bench frames

NTPDBB

Double-Sided Beginning Bench Frame



End Leg Style



A-Leg (A)



Straight Leg (N)

WHAT'S INCLUDED

1 full end leg (as specified) and 1 shared intermediate leg (with straight leg) with levelers, 2 support beams, 2 cross-beams, 4 beam clamps, 4 spacers, and fixings.

NOTES

This bench frame is semi-supported and must be connected to a Double-Sided Middle Bench Frame (NTPDMB) or a Double-Sided Finish Bench Frame (NTPDFB).

Select the desired depth to match, then the width.

Requires a Double-Sided Rectangular Bench Worksurface (NTPDWB or NTPDWBSW).

PRODUCT OPTIONS

Depth	Width	End Leg Style	Frame Finish
12, 16	10, 12, 14, 16, 18, 20	A A-Leg N Straight Leg (Shown)	SL Silver VW White 52 Ebony

SAMPLE ORDER CODE

NTPDBB 12	16	N	SL
-----------	----	---	----

DIMENSIONS CODE / CM

D	W
12 / 123	10 / 100
12 / 123	12 / 120
12 / 123	14 / 140
12 / 123	16 / 160
12 / 123	18 / 180
12 / 123	20 / 200
16 / 163	10 / 100
16 / 163	12 / 120
16 / 163	14 / 140
16 / 163	16 / 160
16 / 163	18 / 180
16 / 163	20 / 200

PRICING

A-LEG (A)/STRAIGHT LEG (N)

836
857
865
880
883
913
861
883
890
907
908
940

WHAT'S INCLUDED

1 shared intermediate leg (with straight leg) with levelers, 2 support beams, 2 cross-beams, 4 beam clamps, 2 spacers and fixings.

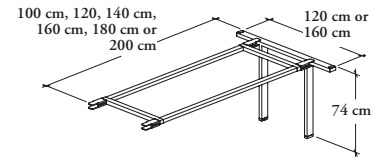
NOTES

This bench frame is semi-supported and must be connected between a Double-Sided Beginning Bench Frame (NTPDBB) and a Double-Sided Finish Bench Frame (NTPDFB).

Select the desired depth to match, then the width.

Requires a Double-Sided Rectangular Bench Worksurface (NTPDWB or NTPDWBSW).

NTPDMB
Double-Sided Middle Bench Frame



PRODUCT OPTIONS

Depth	Width	Shared Intermediate Leg Style	Frame Finish
12, 16	10, 12, 14, 16, 18, 20	N Straight Leg	SL Silver VW White 52 Ebony

SAMPLE ORDER CODE

NTPDMB 12	16	N	SL
------------------	-----------	----------	-----------

DIMENSIONS
CODE / CM

D	W
12 / 123	10 / 100
12 / 123	12 / 120
12 / 123	14 / 140
12 / 123	16 / 160
12 / 123	18 / 180
12 / 123	20 / 200
16 / 163	10 / 100
16 / 163	12 / 120
16 / 163	14 / 140
16 / 163	16 / 160
16 / 163	18 / 180
16 / 163	20 / 200

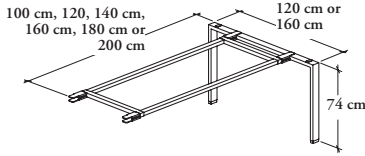
PRICING

A-LEG (A)/STRAIGHT LEG (N)
550
568
579
593
594
625
609
629
632
652
653
684

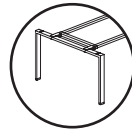
bench frames

NTPDFB

Double-Sided Finish Bench Frame



End Leg Style



A-Leg (A)

Straight Leg (N)

WHAT'S INCLUDED

1 full end leg (as specified) with levelers, 2 support beams, 2 cross-beams, 4 beam clamps, 2 spacers, and fixings.

NOTES

This bench frame is semi-supported and must be connected to a Double-Sided Middle Bench Frame (NTPDMB) or a Double-Sided Beginning Bench Frame (NTPDBB).

Select the desired depth to match, then the width.

Requires a Double-Sided Rectangular Bench Worksurface (NTPDWB or NTPDWBSW).

PRODUCT OPTIONS

Depth	Width	End Leg Style	Frame Finish
12, 16	10, 12, 14, 16, 18, 20	A A-Leg N Straight Leg (Shown)	SL Silver VW White 52 Ebony

SAMPLE ORDER CODE

NTPDFB 12	16	N	SL
-----------	----	---	----

DIMENSIONS CODE / CM

D	W
12 / 123	10 / 100
12 / 123	12 / 120
12 / 123	14 / 140
12 / 123	16 / 160
12 / 123	18 / 180
12 / 123	20 / 200
16 / 163	10 / 100
16 / 163	12 / 120
16 / 163	14 / 140
16 / 163	16 / 160
16 / 163	18 / 180
16 / 163	20 / 200

PRICING

A-LEG (A)/STRAIGHT LEG (N)

550
568
579
593
594
625
573
595
604
618
621
651

WHAT'S INCLUDED

2 full end legs (as specified) with levelers, 2 support beams, 2 cross-beams, 4 beam clamps, 4 spacers, and fixings.

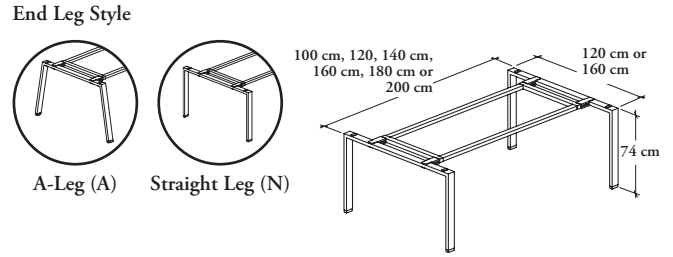
NOTES

Can be used alone or beside another frame.

Select the desired depth to match, then the width.

Requires a Double-Sided Rectangular Bench Worksurface (NTPDWB or NTPDWBSW).

N T P D C B
Double-Sided Complete Bench
Frame



PRODUCT OPTIONS

Depth	Width	End Leg Style	Frame Finish
12, 16	10, 12, 14, 16, 18, 20	A A-Leg N Straight Leg (Shown)	SL Silver VW White 52 Ebony

SAMPLE ORDER CODE

NTPDCB 12	16	N	SL
------------------	-----------	----------	-----------

DIMENSIONS
CODE / CM

D	W
12 / 123	10 / 100
12 / 123	12 / 120
12 / 123	14 / 140
12 / 123	16 / 160
12 / 123	18 / 180
12 / 123	20 / 200
16 / 163	10 / 100
16 / 163	12 / 120
16 / 163	14 / 140
16 / 163	16 / 160
16 / 163	18 / 180
16 / 163	20 / 200

PRICING

A-LEG (A)/STRAIGHT LEG (N)
776
796
806
821
824
854
827
850
857
872
876
906

bench frames

NTPSBB

Single-Sided Beginning Bench Frame

WHAT'S INCLUDED

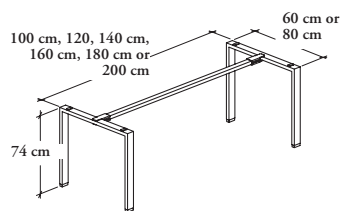
2 full end legs (as specified) with levelers, 1 central support beam, 2 beam clamps, 4 spacers, and fixings.

NOTES

Must be connected to a Single-Sided Middle Bench Frame (NTPSMB) or Single-Sided Finish Bench Framed (NTPSFB).

Select the desired depth to match, then the width.

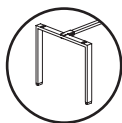
Used with a Single-Sided Rectangular Bench Worksurface (NTPRWD or NTPRWDSW).



End Leg Style



A-Leg (A)



Straight Leg (N)

PRODUCT OPTIONS

Depth	Width	End Leg Style	Frame Finish
06, 08	10, 12, 14, 16, 18, 20	A A-Leg N Straight Leg (Shown)	SL Silver VW White 52 Ebony

SAMPLE ORDER CODE

NTPSBB 08	16	N	SL
-----------	----	---	----

DIMENSIONS CODE / CM

D	W
06 / 60	10 / 100
06 / 60	12 / 120
06 / 60	14 / 140
06 / 60	16 / 160
06 / 60	18 / 180
06 / 60	20 / 200
08 / 80	10 / 100
08 / 80	12 / 120
08 / 80	14 / 140
08 / 80	16 / 160
08 / 80	18 / 180
08 / 80	20 / 200

PRICING

A-LEG (A)/STRAIGHT LEG (N)

456
463
469
477
485
494
479
487
494
501
508
520

N T P S M B

Single-Sided Middle Bench Frame

WHAT'S INCLUDED

1 full end leg (as specified) with levelers, 1 central support beam, 2 beam clamps, 2 spacers, and fixings.

NOTES

This bench frame is semi-supported and must be connected to a Single-Sided Beginning Bench Frame (NTPSBB) and a Single-Sided Finish Bench Frame (NTPSFB).

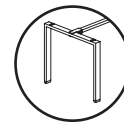
Select the desired depth to match, then the width.

Used with a Single-Sided Rectangular Bench Worksurface (NTPRWD or NTPRWDSW).

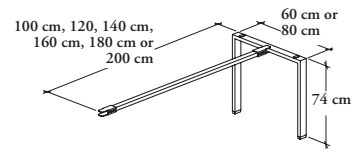
End Leg Style



A-Leg (A)



Straight Leg (N)



PRODUCT OPTIONS

Depth	Width	End Leg Style	Frame Finish
06, 08	10, 12, 14, 16, 18, 20	A A-Leg N Straight Leg (Shown)	SL Silver VW White 52 Ebony

SAMPLE ORDER CODE

NTPSMB 08	16	N	SL
------------------	-----------	----------	-----------

**DIMENSIONS
CODE / CM**

D	W
06 / 60	10 / 100
06 / 60	12 / 120
06 / 60	14 / 140
06 / 60	16 / 160
06 / 60	18 / 180
06 / 60	20 / 200
08 / 80	10 / 100
08 / 80	12 / 120
08 / 80	14 / 140
08 / 80	16 / 160
08 / 80	18 / 180
08 / 80	20 / 200

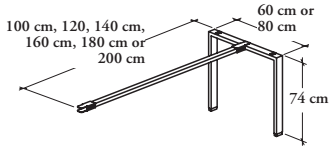
PRICING

A-LEG (A)/STRAIGHT LEG (N)

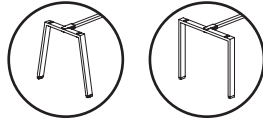
320
325
332
342
349
356
331
338
346
353
360
370

NTPSFB

Single-Sided Finish Bench Frame



End Leg Style



A-Leg (A) Straight Leg (N)

WHAT'S INCLUDED

1 full end leg (as specified) with levelers, 1 central support beam, 2 beam clamps, 2 spacers, and fixings.

NOTES

This bench frame is semi-supported and must be connected to a Single-Sided Middle Bench Frame (NTPSMB) or a Single-Sided Beginning Bench Frame (NTPSBB).

Select the desired depth to match, then the width.

Used with a Single-Sided Rectangular Bench Worksurface (NTPRWD or NTPRWDSW).

This frame can also be served as a middle frame.

PRODUCT OPTIONS

Depth	Width	End Leg Style	Frame Finish
06, 08	10, 12, 14, 16, 18, 20	A A-Leg N Straight Leg (Shown)	SL Silver VW White 52 Ebony

SAMPLE ORDER CODE

NTPSFB 08	16	N	SL
-----------	----	---	----

DIMENSIONS CODE / CM

D	W
06 / 60	10 / 100
06 / 60	12 / 120
06 / 60	14 / 140
06 / 60	16 / 160
06 / 60	18 / 180
06 / 60	20 / 200
08 / 80	10 / 100
08 / 80	12 / 120
08 / 80	14 / 140
08 / 80	16 / 160
08 / 80	18 / 180
08 / 80	20 / 200

PRICING

A-LEG (A)/STRAIGHT LEG (N)
322
327
333
343
350
358
333
340
347
355
362
372

WHAT'S INCLUDED

2 full end legs (as specified) with levelers, 1 central support beam, 2 beam clamps, 4 spacers, and fixings.

NOTES

Can be used alone or beside another frame.

Select the desired depth to match, then the width.

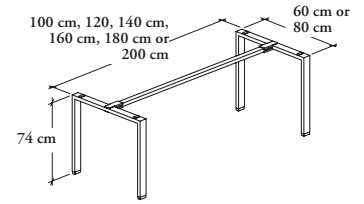
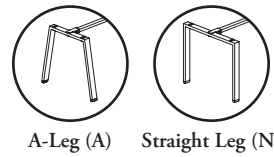
Used with a Single-Sided Rectangular Bench Worksurface (NTPRWD or NTPRWDSW).

This frame is identical to a Single-Sided Beginning Bench Frame (NTPSBB).

NTPSCB

Single-Sided Complete Bench Frame

End Leg Style



PRODUCT OPTIONS

Depth	Width	End Leg Style	Frame Finish
06, 08	10, 12, 14, 16, 18, 20	A A-Leg N Straight Leg (Shown)	SL Silver VW White 52 Ebony

SAMPLE ORDER CODE

NTPSCB 08	16	N	SL
------------------	-----------	----------	-----------

**DIMENSIONS
CODE / CM**

D	W
06 / 60	10 / 100
06 / 60	12 / 120
06 / 60	14 / 140
06 / 60	16 / 160
06 / 60	18 / 180
06 / 60	20 / 200
08 / 80	10 / 100
08 / 80	12 / 120
08 / 80	14 / 140
08 / 80	16 / 160
08 / 80	18 / 180
08 / 80	20 / 200

PRICING

A-LEG (A)/STRAIGHT LEG (N)

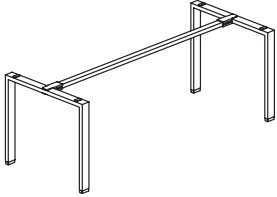
474
479
487
495
503
512
499
503
512
521
528
535

management desk frames

management desk frames product map

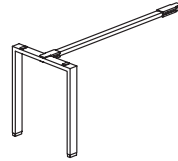
N T P D M Rectangular Management Desk Frame

Page 24



N T P D R R Rectangular Return Underframe

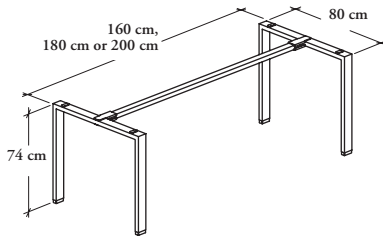
Page 25



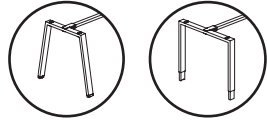
management desk frames

NTPDM

Rectangular Management Desk Frame

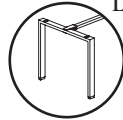


End Leg Style



A-Leg (A)

Height-Selectable Straight Leg (H)



Straight Leg (N)

WHAT'S INCLUDED

2 full end legs (as specified) with levelers, 1 central support beam, 2 beam clamps, 4 spacers, and fixings.

NOTES

Provide to create a rectangular freestanding desk.

Requires a Rectangular Management Worksurface (NTPMW).

This frame is **not** interchangeable with a Single-Sided Beginning Bench Frame (NTPSBB) or a Single-Sided Complete Bench Frame (NTPSCB).

PRODUCT OPTIONS

Depth	Width	End Leg Style	Frame Finish
08	16, 18, 20	A A-Leg H Height-Selectable Straight Leg N Straight Leg (Shown)	SL Silver VW White 52 Ebony

SAMPLE ORDER CODE

NTPDM 08	16	N	SL
----------	----	---	----

DIMENSIONS CODE / CM

D	W
08 / 80	16 / 160
08 / 80	18 / 180
08 / 80	20 / 200

PRICING

A-LEG (A)/STRAIGHT LEG (N)	HEIGHT-SELECTABLE STRAIGHT LEG (H)
464	701
472	709
558	795

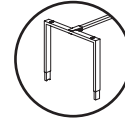
NTPDRR

Rectangular Return Underframe

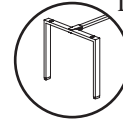
End Leg Style



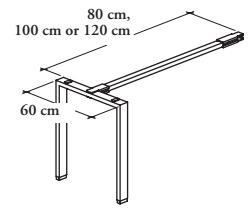
A-Leg (A)



Height-Selectable Straight Leg (H)



Straight Leg (N)



WHAT'S INCLUDED

1 full end leg (as specified) with levelers, 1 central support beam, 2 beam clamps, 2 spacers, and fixings.

NOTES

This underframe is semi-supported and must be connected to either the left or right hand side of a Rectangular Management Desk Frame (NTPDM) to complete a L-shape configuration.

Requires a Rectangular Return Worksurface (NTPRR).

This underframe is **not** interchangeable with a Single-Sided Middle Bench Frame (NTPSMB) or a Single-Sided Finish Bench Frame (NTPSFB).

It is **not** necessary to specify left or right handed options.

PRODUCT OPTIONS

Depth	Width	End Leg Style	Frame Finish
06	08, 10, 12	A A-Leg H Height-Selectable Straight Leg N Straight Leg (Shown)	SL Silver VW White 52 Ebony

SAMPLE ORDER CODE

NTPDRR 06	10	N	SL
------------------	-----------	----------	-----------

DIMENSIONS

CODE / CM	
D	W
06 / 60	08 / 80
06 / 60	10 / 100
06 / 60	12 / 120

PRICING

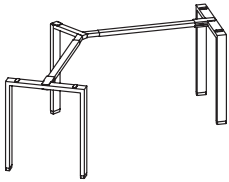
A-LEG (A)/STRAIGHT LEG (N)	HEIGHT-SELECTABLE STRAIGHT LEG (H)
348	466
358	477
362	480

120° desk underframes

120° desk underframes product map

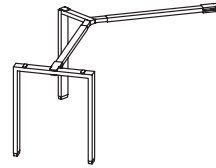
N T P D 1 2 120° Desk Frame

Page 28



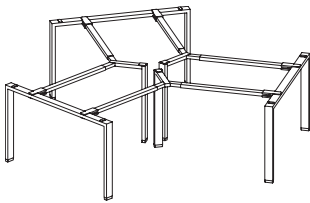
N T P D A 1 2 Add-On 120° Desk Frame

Page 29



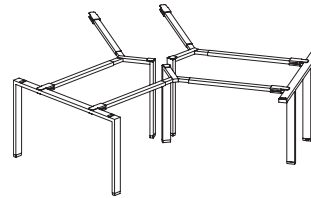
N T P D 1 2 C 120° Desk Cluster Frame (3 users)

Page 30



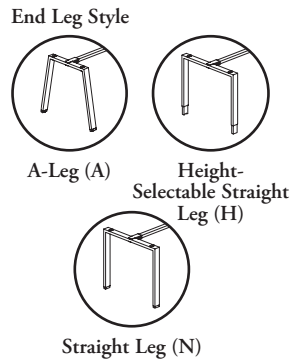
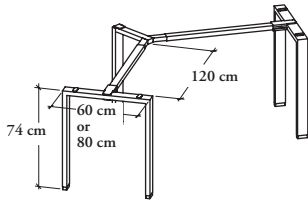
N T P D A 1 2 C Add-On 120° Desk Cluster Frame (3 users)

Page 31



120° desk underframes

NTPD 12 120° Desk Frame



WHAT'S INCLUDED

2 full end legs (as specified) and 1 central leg with levelers, 3 central support beams, 4 beam clamps, 4 spacers, and fixings.

NOTES

Provide to create a 120° freestanding desk.

600 | 600 Ends option (66) does **not** require beams.

Requires a 120° Worksurface (NTP120W).

PRODUCT OPTIONS

Type	Depth	End Leg Style	Frame Finish
66 600 600 Ends	12	A A-Leg	SL Silver
88 800 800 Ends		H Height-Selectable Straight Leg	VW White
		N Straight Leg (Shown)	52 Ebony

SAMPLE ORDER CODE

NTPD12 66	12	N	SL
------------------	-----------	----------	-----------

TYPE CODE / DIMENSION / CM

CODE	W
66	12 / 120
88	12 / 120

PRICING

A-LEG (A)/STRAIGHT LEG (N)	HEIGHT-SELECTABLE STRAIGHT LEG (H)
415	565
725	876

WHAT'S INCLUDED

1 full end leg (as specified) and 1 central leg with levelers, 3 central support beams, 4 beam clamps, 2 spacers, and fixings.

NOTES

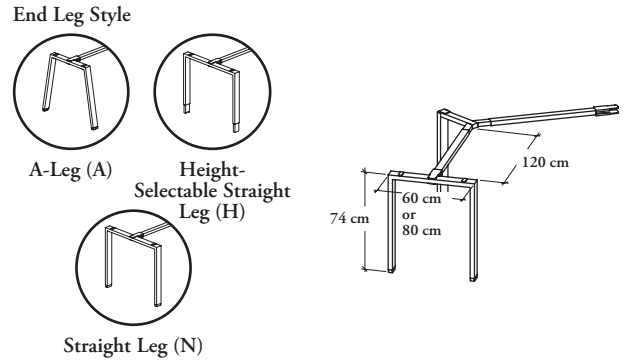
This desk frame is semi-supported and must be connected to an end of a 120° Desk Frame (NTPD12) to add a 120° configuration.

600 | 600 Ends option (66) does **not** require beams.

Requires a 120° Worksurface (NTP120W).

It is **not** necessary to specify left or right handed options.

**NTPDA12
Add-On 120° Desk Frame**



PRODUCT OPTIONS

Type	Depth	End Leg Style	Frame Finish
66 600 600 Ends	12	A A-Leg	SL Silver
88 800 800 Ends		H Height-Selectable Straight Leg	VW White
		N Straight Leg (Shown)	52 Ebony

SAMPLE ORDER CODE

NTPDA12 66	12	N	SL
-------------------	-----------	----------	-----------

**TYPE CODE /
DIMENSION / CM**

CODE	W
66	12 / 120
88	12 / 120

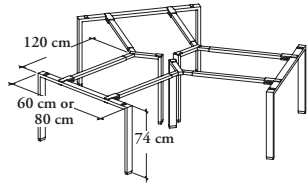
PRICING

A-LEG (A)/STRAIGHT LEG (N)	HEIGHT-SELECTABLE STRAIGHT LEG (H)
173	322
471	621

120° desk underframes

NTPD12C

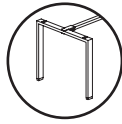
120° Desk Cluster Frame (3 users)



End Leg Style



A-Leg (A)



Straight Leg (N)

WHAT'S INCLUDED

3 full end legs (as specified) and 3 central legs with levelers, 9 support beams, 12 beam clamps, 6 spacers, and fixings.

NOTES

600 | 600 Ends option (66) does **not** require beams.

Can be used alone or beside another 120° desk cluster frame.

Requires three 120° Worksurfaces (NTP120W) for 3-way 120° freestanding desk cluster.

Available in double-sided only.

PRODUCT OPTIONS

Type	Depth	End Leg Style	Frame Finish
66 600 600 Ends	12	A A-Leg	SL Silver
88 800 800 Ends		N Straight Leg (Shown)	VW White 52 Ebony

SAMPLE ORDER CODE

NTPD12C 66	12	N	SL
-------------------	-----------	----------	-----------

TYPE CODE / DIMENSION / CM

CODE	W
66	12 / 120
88	12 / 120

PRICING

A-LEG (A)/STRAIGHT LEG (N)
701
1540

WHAT'S INCLUDED

1 full end leg (as specified), 1 shared intermediate leg (with straight leg), 3 central legs, levelers, 9 support beams, 12 beam clamps, 4 spacers, and fixings.

NOTES

This desk cluster frame is semi-supported and must be connected to an end of a 120° Desk Cluster Frame (NTPD12C) to create larger work group.

600 | 600 Ends option (66) does **not** require beams.

Requires three 120° Worksurfaces (NTP120W).

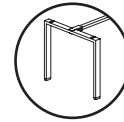
Available in double-sided only.

NTPDA12C
Add-On 120° Desk Cluster Frame
(3 users)

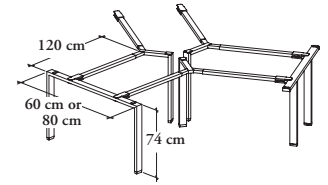
End Leg Style



A-Leg (A)



Straight Leg (N)



PRODUCT OPTIONS

Type	Depth	End Leg Style	Frame Finish
66 600 600 Ends	12	A A-Leg	SL Silver
88 800 800 Ends		N Straight Leg (Shown)	VW White 52 Ebony

SAMPLE ORDER CODE

NTPDA12C 66	12	N	SL
--------------------	-----------	----------	-----------

TYPE CODE / DIMENSION / CM

CODE	W
66	12 / 120
88	12 / 120

PRICING

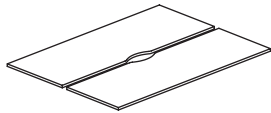
A-LEG (A)/STRAIGHT LEG (N)
396
1206

worksurfaces

worksurfaces product map

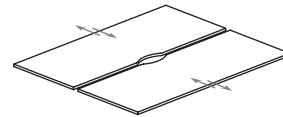
N T P D W B Double-Sided Rectangular Bench Worksurface

Page 36



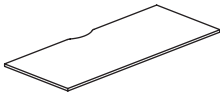
N T P D W B S W Double-Sided Rectangular Bench Sliding Worksurface

Page 37



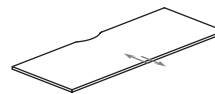
N T P R W D Single-Sided Rectangular Bench Worksurface

Page 38



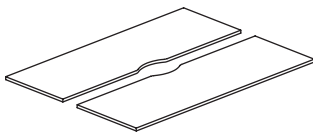
N T P R W D S W Single-Sided Rectangular Bench Sliding Worksurface

Page 39



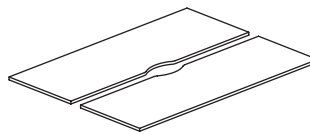
N T P D W B W Double-Sided Worksurface – Wide Accessory Beam

Page 40



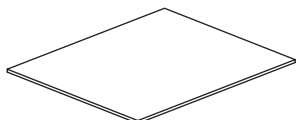
N T P D W B N Double-Sided Worksurface – Narrow Accessory Beam

Page 41



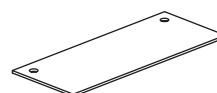
N T P D W B C Double-Sided Collaborative Worksurface

Page 42



N T P M W Rectangular Management Worksurface

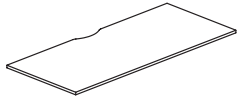
Page 43



worksurfaces product map

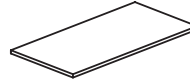
N T P R W D N Rectangular Worksurface – Desk
with Narrow Accessory Beam

Page 44



N T P R R Rectangular Return Worksurface

Page 45



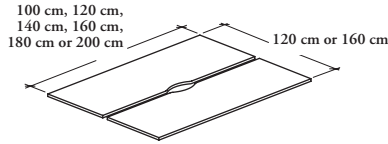
N T P 1 2 0 W 120° Worksurface

Page 46



NTPDWB

Double-Sided Rectangular Bench Worksurface



WHAT'S INCLUDED

2 rectangular worksurfaces with a scallop cut-out at the center of the worksurfaces back edge and fixings.

NOTES

Requires a Double-Sided Rectangular Bench Frame (NTPDDB, NTPDMB, NTPDFB or NTPDCB).

Ensures that depth and width match the under frames specified.

2.5 cm thick laminate panel.

PRODUCT OPTIONS

Depth	Width	Worksurface Finish
12, 16	10, 12, 14, 16, 18, 20	LW Light Walnut MP Maple OK Oak Walnut SW Snow White WH White WT Walnut

SAMPLE ORDER CODE

NTPDWB 12	16	OK
------------------	-----------	-----------

DIMENSION / CODE / CM

D	W
12 / 123	10 / 100
12 / 123	12 / 120
12 / 123	14 / 140
12 / 123	16 / 160
12 / 123	18 / 180
12 / 123	20 / 200
16 / 163	10 / 100
16 / 163	12 / 120
16 / 163	14 / 140
16 / 163	16 / 160
16 / 163	18 / 180
16 / 163	20 / 200

PRICING

689
698
797
813
836
964
790
797
918
929
947
1126

WHAT'S INCLUDED

2 rectangular worksurfaces with a scallop cut-out at the center of the worksurfaces back edge, locking sliding mechanism kits and fixings.

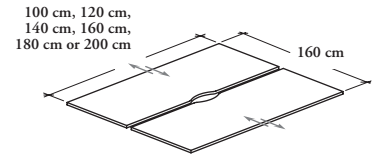
NOTES

Requires a Double-Sided Rectangular Bench Frame (NTPDBB, NTPDMB, NTPDFB or NTPDCB).

Ensures that depth and width match the under frames specified.

2.5 cm thick laminate panel.

NTPDWBSW
Double-Sided Rectangular Bench
Sliding Worksurface



PRODUCT OPTIONS

Depth	Width	Worksurface Finish	Sliding Mechanism Kit Finish
16	10, 12, 14, 16, 18, 20	LW Light Walnut MP Maple OK Oak Walnut SW Snow White WH White WT Walnut	SL Silver VW White 52 Ebony

SAMPLE ORDER CODE

NTPDWBSW 16	16	OK	VW
--------------------	-----------	-----------	-----------

**DIMENSION /
CODE / CM**

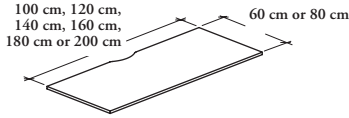
D	W
16 / 163	10 / 100
16 / 163	12 / 120
16 / 163	14 / 140
16 / 163	16 / 160
16 / 163	18 / 180
16 / 163	20 / 200

PRICING

1131
1155
1241
1263
1297
1434

NTPRWD

Single-Sided Rectangular Bench Worksurface



WHAT'S INCLUDED

1 rectangular worksurface with a scallop cut-out at the center of the worksurfaces back edge and fixings.

NOTES

Requires a Single-Sided Rectangular Bench Frame (NTPSBB, NTPSMB, NTPSFB or NTPSCB).

Ensures that depth and width match the under frames specified.

2.5 cm thick laminate panel.

PRODUCT OPTIONS

Depth	Width	Worksurface Finish
06, 08	10, 12, 14, 16, 18, 20	LW Light Walnut MP Maple OK Oak Walnut SW Snow White WH White WT Walnut

SAMPLE ORDER CODE

NTPRWD 08	16	OK
------------------	-----------	-----------

DIMENSION / CODE / CM

D	W
06 / 60	10 / 100
06 / 60	12 / 120
06 / 60	14 / 140
06 / 60	16 / 160
06 / 60	18 / 180
06 / 60	20 / 200
08 / 80	10 / 100
08 / 80	12 / 120
08 / 80	14 / 140
08 / 80	16 / 160
08 / 80	18 / 180
08 / 80	20 / 200

PRICING

346
349
399
407
418
480
394
399
461
465
473
563

WHAT'S INCLUDED

1 rectangular worksurface with a scallop cut-out at the center of the worksurfaces back edge, locking sliding mechanism kit and fixings.

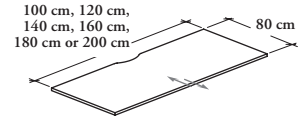
NOTES

Requires a Single-Sided Rectangular Bench Frame (NTPSBB, NTPSMB, NTPSFB or NTPSCB).

Ensures that depth and width match the under frames specified.

2.5 cm thick laminate panel.

NTPRWD SW
Single-Sided Rectangular Bench
Sliding Worksurface



PRODUCT OPTIONS

Depth	Width	Worksurface Finish	Sliding Mechanism Kit Finish
08	10, 12, 14, 16, 18, 20	LW Light Walnut MP Maple OK Oak Walnut SW Snow White WH White WT Walnut	SL Silver VW White 52 Ebony

SAMPLE ORDER CODE

NTPRWD SW 08	16	OK	VW
---------------------	-----------	-----------	-----------

**DIMENSION /
 CODE / CM**

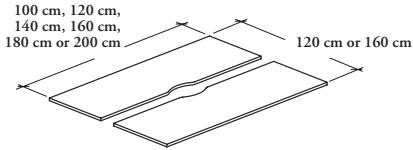
D	W
08 / 80	10 / 100
08 / 80	12 / 120
08 / 80	14 / 140
08 / 80	16 / 160
08 / 80	18 / 180
08 / 80	20 / 200

PRICING

565
579
621
631
648
717

NTPDWBW

Double-Sided Worksurface – Wide Accessory Beam



WHAT'S INCLUDED

2 rectangular worksurfaces with a scallop cut-out at the center of the worksurfaces back edge and fixings.

NOTES

Requires a Wide Accessory Beam – Double-Sided Linear Workstation (NTPABWL).

Ensures that depth and width match the under frames specified.

2.5 cm thick laminate panel.

PRODUCT OPTIONS

Depth	Width	Worksurface Finish
12, 16	10, 12, 14, 16, 18, 20	LW Light Walnut MP Maple OK Oak Walnut SW Snow White WH White WT Walnut

SAMPLE ORDER CODE

NTPDWBW 12	16	OK
------------	----	----

DIMENSION / CODE / CM

D	W
12 / 123	10 / 100
12 / 123	12 / 120
12 / 123	14 / 140
12 / 123	16 / 160
12 / 123	18 / 180
12 / 123	20 / 200
16 / 163	10 / 100
16 / 163	12 / 120
16 / 163	14 / 140
16 / 163	16 / 160
16 / 163	18 / 180
16 / 163	20 / 200

PRICING

689
698
797
813
836
964
790
797
918
929
947
1126

WHAT'S INCLUDED

2 rectangular worksurfaces with a scallop cut-out at the center of the worksurfaces back edge and fixings.

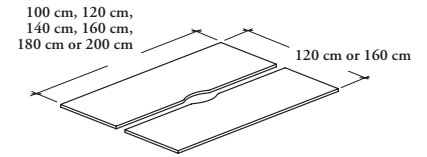
NOTES

Requires a Narrow Accessory Beam – Linear Workstation (NTPABNLB).

Ensures that depth and width match the under frames specified.

2.5 cm thick laminate panel.

NTPDWBN
Double-Sided Worksurface – Narrow Accessory Beam



PRODUCT OPTIONS

Depth	Width	Worksurface Finish
12, 16	10, 12, 14, 16, 18, 20	LW Light Walnut MP Maple OK Oak Walnut SW Snow White WH White WT Walnut

SAMPLE ORDER CODE

NTPDWBN 12	16	OK
-------------------	-----------	-----------

**DIMENSION /
CODE / CM**

PRICING

D	W
12 / 123	10 / 100
12 / 123	12 / 120
12 / 123	14 / 140
12 / 123	16 / 160
12 / 123	18 / 180
12 / 123	20 / 200
16 / 163	10 / 100
16 / 163	12 / 120
16 / 163	14 / 140
16 / 163	16 / 160
16 / 163	18 / 180
16 / 163	20 / 200

689
698
797
813
836
964
790
797
918
929
947
1126

NTPDWBC

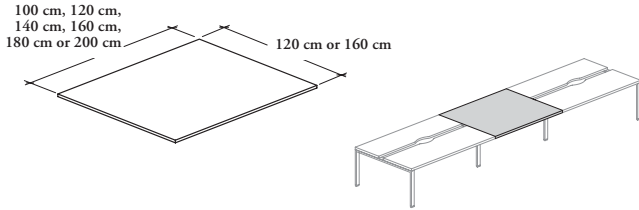
Double-Sided Collaborative Worksurface

WHAT'S INCLUDED

1 piece rectangular worksurface.

NOTES

Requires a Double-Sided Rectangular Bench Frame (NTPDDB, NTPDDB, NTPDFB or NTPDCB).



PRODUCT OPTIONS

Depth	Width	Power Cut-Out Option	Worksurface Finish
12, 16	10, 12, 14, 16, 18, 20	C Circular Cut-Out R Rectangular Cut-Out N No Cut-Out (Shown)	LW Light Walnut MP Maple OK Oak Walnut SW Snow White WH White WT Walnut

SAMPLE ORDER CODE

NTPDWBC 12	16	R	OK
-------------------	-----------	----------	-----------

DIMENSION / CODE / CM

D	W
12 / 123	10 / 100
12 / 123	12 / 120
12 / 123	14 / 140
12 / 123	16 / 160
12 / 123	18 / 180
12 / 123	20 / 200
16 / 163	10 / 100
16 / 163	12 / 120
16 / 163	14 / 140
16 / 163	16 / 160
16 / 163	18 / 180
16 / 163	20 / 200

PRICING

NO CUT-OUT (N)	CIRCULAR CUT-OUT (C)	RECTANGULAR CUT-OUT (R)
686	703	713
725	740	752
763	777	790
800	818	828
839	855	865
878	892	905
954	970	980
992	1007	1018
1030	1044	1057
1068	1085	1095
1107	1122	1132
1145	1159	1172

WHAT'S INCLUDED

1 rectangular worksurface, 2 cable management grommets and fixings.

NOTES

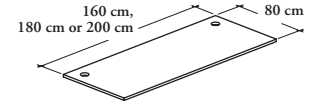
Requires a Rectangular Management Desk Frame (NTPDM).

Ensures that depth, width and quantity match the under frames specified.

Ensures grommet colour matches underframe finish.

2.5 cm thick laminate panel.

NTPMW
Rectangular Management
Worksurface



PRODUCT OPTIONS

Depth	Width	Worksurface Finish	Grommet Finish
08	16, 18, 20	LW Light Walnut MP Maple OK Oak Walnut SW Snow White WH White WT Walnut	BK Black SL Silver VW White

SAMPLE ORDER CODE

NTPMW 08	16	OK	BK
-----------------	-----------	-----------	-----------

**DIMENSION /
CODE / CM**

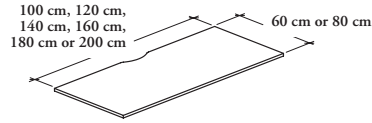
D	W
08 / 80	16 / 160
08 / 80	18 / 180
08 / 80	20 / 200

PRICING

465
473
559

NTPRWDN

Rectangular Worksurface – Desk with Narrow Accessory Beam



WHAT'S INCLUDED

1 rectangular worksurface with a scallop cut-out at the center of the worksurfaces back edge and fixings.

NOTES

Requires a Narrow Accessory Beam – Linear Workstation (NTPABNLD).

Ensures that depth and width match the under frames specified.

2.5 cm thick laminate panel.

PRODUCT OPTIONS

Depth	Width	Worksurface Finish
12, 16	10, 12, 14, 16, 18, 20	LW Light Walnut MP Maple OK Oak Walnut SW Snow White WH White WT Walnut

SAMPLE ORDER CODE

NTPRWDN 08	16	OK
------------	----	----

DIMENSION / CODE / CM

D	W
12 / 123	10 / 100
12 / 123	12 / 120
12 / 123	14 / 140
12 / 123	16 / 160
12 / 123	18 / 180
12 / 123	20 / 200
16 / 163	10 / 100
16 / 163	12 / 120
16 / 163	14 / 140
16 / 163	16 / 160
16 / 163	18 / 180
16 / 163	20 / 200

PRICING

346
349
399
407
418
480
394
399
461
465
473
563

WHAT'S INCLUDED

1 rectangular return worksurface and fixings.

NOTES

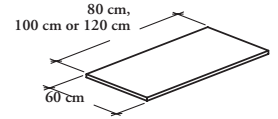
Connect to either the left or right hand side of a Rectangular Management Desk Frame (NTPDM) to complete a L-shape configuration

Requires a Rectangular Return Underframe (NTPDRR).

Ensures that depth, width and quantity match the under frames specified.

2.5 cm thick laminate panel.

NTPRR
Rectangular Return Worksurface



PRODUCT OPTIONS

Depth	Width	Worksurface Finish
06	08, 10, 12	LW Light Walnut MP Maple OK Oak Walnut SW Snow White WH White WT Walnut

SAMPLE ORDER CODE

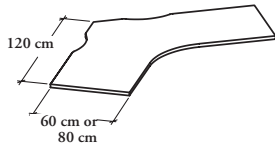
NTPRR 06	10	OK
-----------------	-----------	-----------

**DIMENSION /
CODE / CM**

PRICING

D	W	
06 / 60	08 / 80	382
06 / 60	10 / 100	392
06 / 60	12 / 120	397

NTP120W 120° Worksurface



WHAT'S INCLUDED

1 120° worksurface with scallop cut-outs at the center of the worksurfaces back edge and fixings.

NOTES

Requires a 120° Desk Frame (NTPD12 or NTPDA12) or a 120° Desk Cluster Frames (NTPD12C or NTPDA12C).

When used with a 120° Desk Cluster Frame, three worksurfaces are required.

Ensures that depth, width and quantity match the under frames specified.

2.5 cm thick laminate panel.

PRODUCT OPTIONS

Type	Worksurface Finish
66 600 600 Ends	LW Light Walnut
88 800 800 Ends	MP Maple
	OK Oak Walnut
	SW Snow White
	WH White
	WT Walnut

SAMPLE ORDER CODE

NTP120W 66	OK
-------------------	-----------

TYPE

PRICING

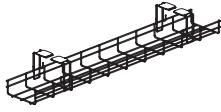
CODE	
66	783
88	1138

cable management &
accessories

cable management & accessories product map

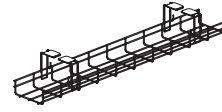
N T P B T R Y Bench Cable Basket with Sling Bracket – Double-Sided

Page 52



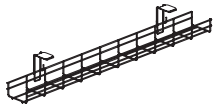
N T P B T T R Y Meeting Table Cable Basket – Double-Sided

Page 53



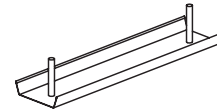
N T P T R Y Bench Cable Basket – Single-Sided

Page 54



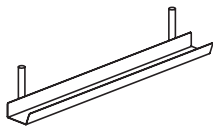
N T P H C D C T High Capacity Cable Tray – Double-Sided

Page 55



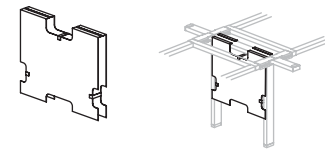
N T P H C S C T High Capacity Cable Tray – Single-Sided

Page 56




N T P C R Vertical Cable Riser

Page 57



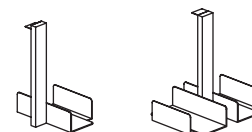
N T P U M B Spiral Vertical Cable Management

Page 58



N T P C P U CPU Holder

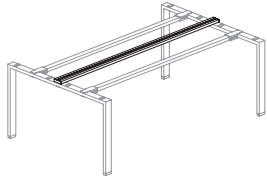
Page 59



cable management & accessories product map

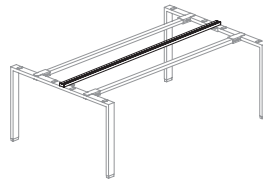
N T P A B W L Wide Accessory Beam – Double-Sided Linear Workstation

Page 60



N T P A B N L Narrow Accessory Beam – Linear Workstation

Page 61



NTPBTRY

Bench Cable Basket with Sling Bracket – Double-Sided

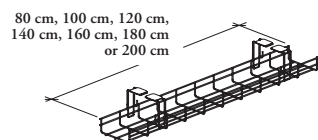
WHAT'S INCLUDED

1 open mesh bench cable basket, 2 fixing sling bracket sets.

NOTES

Mounts under double-sided frame as a shared cable basket and routes power and data cables.

Cable basket width is 20 cm less than overall width of workstation.



PRODUCT OPTIONS

Width	Finish
08, 10, 12, 14, 16, 18, 20	SL Silver 52 Ebony

SAMPLE ORDER CODE

NTPBTRY 16	SL
------------	----

DIMENSION / CODE / CM

PRICING

W	
08 / 80	114
10 / 100	118
12 / 120	140
14 / 140	144
16 / 160	154
18 / 180	172
20 / 200	205

WHAT'S INCLUDED

1 open mesh meeting table cable basket and 2 fixing bracket sets.

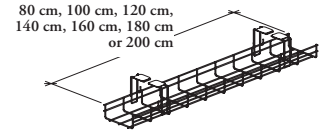
NOTES

Attaches directly to the underside a rectangular worksurface of the meeting tables, when cable management is required.

Actual cable basket width is 20 cm less than the nominal width stated.

Select the actual width required, rather the width of the meeting table.

NTPBTTRY
Meeting Table Cable Basket –
Double-Sided



PRODUCT OPTIONS

Width	Finish
08, 10, 12, 14, 16, 18, 20	SL Silver 52 Ebony

SAMPLE ORDER CODE

NTPBTTRY 16	SL
--------------------	-----------

DIMENSION /
CODE / CM

PRICING

DIMENSION / CODE / CM	PRICING
W	
08 / 80	114
10 / 100	118
12 / 120	140
14 / 140	144
16 / 160	154
18 / 180	172
20 / 200	205

NTPTRY

Bench Cable Basket – Single-Sided

WHAT'S INCLUDED

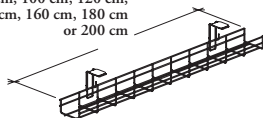
1 open mesh bench cable basket and 2 fixing brackets.

NOTES

Mounts under single-sided frame and routes power and data cables.

Cable basket width is 20 cm less than overall width of workstation.

80 cm, 100 cm, 120 cm,
140 cm, 160 cm, 180 cm
or 200 cm



PRODUCT OPTIONS

Width	Finish
08, 10, 12, 14, 16, 18, 20	SL Silver 52 Ebony

SAMPLE ORDER CODE

NTPTRY 16	SL
-----------	----

DIMENSION / CODE / CM

PRICING

W	
08 / 80	92
10 / 100	95
12 / 120	129
14 / 140	131
16 / 160	140
18 / 180	144
20 / 200	175

WHAT'S INCLUDED

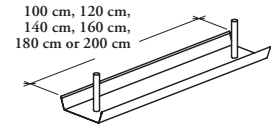
1 steel cable tray and 2 fixing brackets.

NOTES

Use for double-sided workstations as a shared cable tray.

Cable tray width is 20 cm less than overall width of workstation.

NTPHCDCT
High Capacity Cable Tray – Double-Sided



PRODUCT OPTIONS

Width	Finish
10, 12, 14, 16, 18, 20	SL Silver VW White 52 Ebony

SAMPLE ORDER CODE

NTPHCDCT 16	SL
--------------------	-----------

**DIMENSION /
CODE / CM**

PRICING

DIMENSION / CODE / CM	PRICING
W	
10 / 100	166
12 / 120	175
14 / 140	186
16 / 160	197
18 / 180	217
20 / 200	234

NTPHCST

High Capacity Cable Tray – Single-Sided

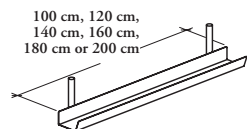
WHAT'S INCLUDED

1 steel cable tray and fixings brackets.

NOTES

Use for single-sided workstations and routes power and data cables.

Cable tray width is 20 cm less than overall width of workstation.



PRODUCT OPTIONS

Width	Finish
10, 12, 14, 16, 18, 20	SL Silver VW White 52 Ebony

SAMPLE ORDER CODE

NTPHCST 16	SL
------------	----

DIMENSION / CODE / CM

PRICING

W	
10 / 100	148
12 / 120	155
14 / 140	167
16 / 160	175
18 / 180	182
20 / 200	194

WHAT'S INCLUDED

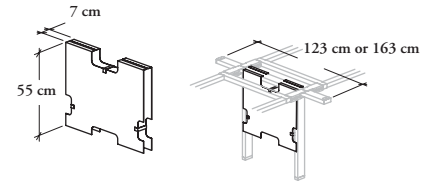
2 steel cable riser panels and fixing brackets.

NOTES

Sits between legs of the Shared Intermediate Leg only.

Use to route power and data cables from floor to worksurface height.

NTPCR
Vertical Cable Riser



PRODUCT OPTIONS

Depth	Finish
12, 16	SL Silver VW W 52 Ebony

SAMPLE ORDER CODE

NTPCR 16	SL
-----------------	-----------

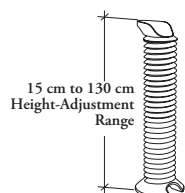
**DIMENSION /
CODE / CM**

PRICING

DIMENSION / CODE / CM	PRICING
W	
12 / 123	169
16 / 163	197

N T P U M B

Spiral Vertical Cable Management



WHAT'S INCLUDED

1 spiral vertical cable management and fixing.

NOTES

Conceals and carries cables from floor to underneath worksurface.

This spiral can be expanded or compressed (15 cm to 130 cm) to provide an adjustment range of desk heights.

PRODUCT OPTIONS

Finish

SL Silver

VW White

52 Ebony

SAMPLE ORDER CODE

NTPUMB SL

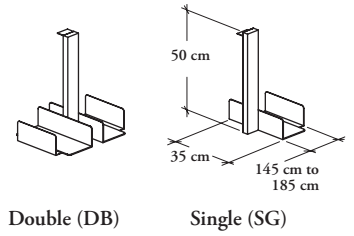
PRICING

128

NTPCPU CPU Holder

WHAT'S INCLUDED
1 steel CPU holder and fixings.

NOTES
Attaches to the beam structure to support a CPU.
Available in single CPU and double CPU format.



PRODUCT OPTIONS

Type	Finish
DB Double	SL Silver
SG Single	VW White
	52 Ebony

SAMPLE ORDER CODE

NTPCPU SG	SL
-----------	----

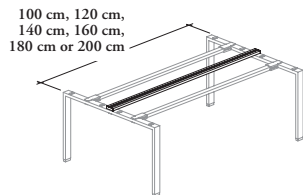
TYPE CODE / DESCRIPTION

PRICING

CODE	TYPE	PRICE
DB	Double	273
SG	Single	183

NTPABWL

Wide Accessory Beam – Double-Sided Linear Workstation



WHAT'S INCLUDED

1 7.5 cm wide accessory beam, complete with fixing brackets and end caps.

NOTES

Ensures that width matches the under frame and worksurfaces.

Ensures that beam type matches worksurface depth.

PRODUCT OPTIONS

Width	Finish
10, 12, 14, 16, 18, 20	SL Silver VW White 52 Ebony

SAMPLE ORDER CODE

NTPABWL 10	52
------------	----

DIMENSION / CODE / CM

PRICING

W	
10 / 100	295
12 / 120	318
14 / 140	338
16 / 160	360
18 / 180	370
20 / 200	390

WHAT'S INCLUDED

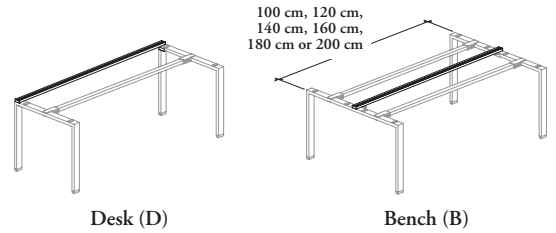
1 7.5 cm wide accessory beam, complete with fixing brackets and end caps.

NOTES

Ensures that width matches the under frame and worksurfaces.

Ensures that beam type matches worksurface depth.

NTPABNL
Narrow Accessory Beam –
Linear Workstation



PRODUCT OPTIONS

Type	Width	Finish
B Bench D Desk	10, 12, 14, 16, 18, 20	SL Silver VW White 52 Ebony

SAMPLE ORDER CODE

NTPABNL D	10	52
------------------	-----------	-----------

DIMENSION /
CODE / CM

W
10 / 100
12 / 120
14 / 140
16 / 160
18 / 180
20 / 200

PRICING

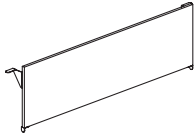
DESK (D) OR BENCH (B)
197
210
227
241
244
254

modesty & infill panels

modesty & infill panels product map

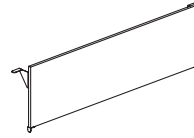
NTPMODPS Modesty Panel

Page 64



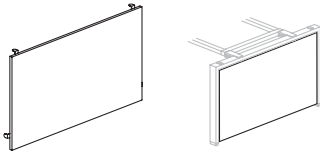
NTPMODP Modesty Panel for Management Desk

Page 65



NTPINFIL Infill Panel

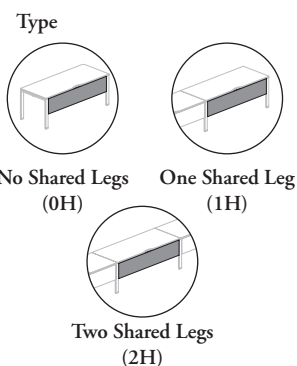
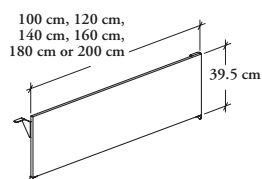
Page 66



modesty & infill panels

NTPMODPS

Modesty Panel



WHAT'S INCLUDED

1 modesty panel and brackets.

NOTES

Provides privacy below worksurface on single-sided bench frames.

Panel sits between leg frames.

Ensures that correct type option is specified, depending on configuration.

PRODUCT OPTIONS

Width	Type	Modesty Panel Finish	Hardware Finish
10, 12, 14, 16, 18, 20	0H No Shared Legs 1H One Shared Leg 2H Two Shared Legs	LW Light Walnut MP Maple OK Oak Walnut SW Snow White WH White WT Walnut	SL Silver VW White 52 Ebony

SAMPLE ORDER CODE

NTPMODPS 16	1H	OK	SL
-------------	----	----	----

DIMENSION / CODE / CM

W
10 / 100
12 / 120
14 / 140
16 / 160
18 / 180
20 / 200

PRICING

154
167
182
212
240
246

WHAT'S INCLUDED

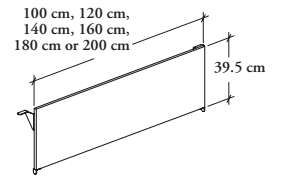
1 modesty panel and brackets.

NOTES

Provides privacy below worksurface on all Management Desks.

Panel sits between leg frames.

NTPMODP
Modesty Panel for Management Desk



PRODUCT OPTIONS

Width	Modesty Panel Finish	Hardware Finish
10, 12, 14, 16, 18, 20	LW Light Walnut MP Maple OK Oak Walnut SW Snow White WH White WT Walnut	SL Silver VW White 52 Ebony

SAMPLE ORDER CODE

NTPMODP 16	OK	SL
-------------------	-----------	-----------

**DIMENSION /
CODE / CM**

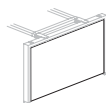
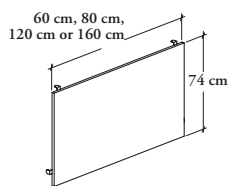
PRICING

DIMENSION / CODE / CM	PRICING
W	
10 / 100	154
12 / 120	167
14 / 140	182
16 / 160	212
18 / 180	240
20 / 200	246

modesty & infill panels

NTPINFIL

Infill Panel



WHAT'S INCLUDED

1 infill panel and fixing brackets.

NOTES

Panel fits flush with the outside face of the leg frame.

It is **not** a Cable Riser

PRODUCT OPTIONS

Width	Infill Panel Finish	Hardware Finish
06, 08, 12, 16	LW Light Walnut MP Maple OK Oak Walnut SW Snow White WH White WT Walnut	SL Silver VW White 52 Ebony

SAMPLE ORDER CODE

NTPINFIL 16	OK	SL
-------------	----	----

DIMENSION / CODE / CM

W
06 / 60
08 / 80
12 / 120
16 / 160

PRICING

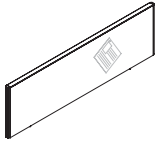
242
275
316
411

screens

screens product map

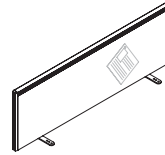
NTBCRP 110 cm High – Fabric Rectangular Screen

Page 72



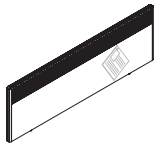
NTBCRSA 110 cm High – Fabric Rectangular Screen with Accessory Rail

Page 73



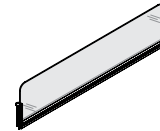
NTBCRST 110 cm High – Fabric Rectangular Screen with Management Rail

Page 74



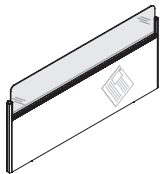
NTBCRSBL Add-On Acrylic Stacking Screen

Page 75



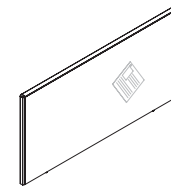
NTBCRAB Fabric & Acrylic Blade Combi Screen

Page 76



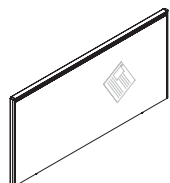
NTBCRP5 130 cm High – Fabric Rectangular Screen

Page 77



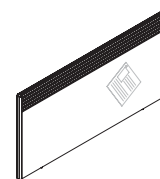
NTBCRSA5 130 cm High – Fabric Rectangular Screen with Accessory Rail

Page 78



NTBCRST5 130 cm High – Fabric Rectangular Screen with Management Rail

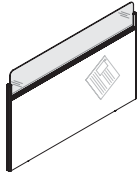
Page 79



screens product map

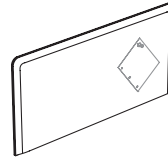
N T B C R A B 5 Fabric & Acrylic Blade Combi Height Screen

Page 80



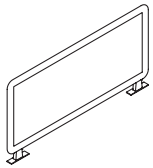
N T P B S R Fabric Beveled Screen – Beam-Mounted

Page 81



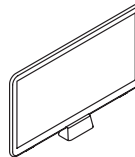
E G J A N Knit Linx Accessory Beam Screen

Page 82



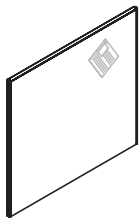
E Z N D S T Table Top Screen

Page 83



N T B C R F S P Fabric Floor Standing Screen

Page 84



N T B C R F S A Fabric Floor Standing Screen with Accessory Rail

Page 85



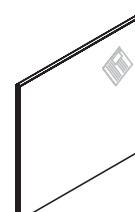
N T B C R F S G Fabric & Glass Combi Floor Standing Screen

Page 86



N T B C R F S R Fabric Floor Standing Screen for Bench

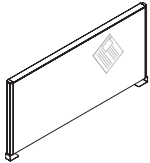
Page 87



screens product map

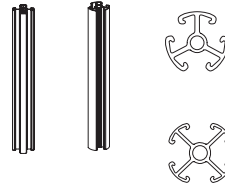
NTBCIMP Fabric Lateral Screen

Page 88



NTBCPOST Screen Linking Posts

Page 89



NTBCRP

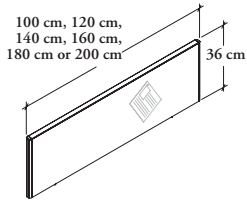
110 cm High – Fabric Rectangular Screen

WHAT'S INCLUDED

1 aluminium framed, fabric wrapped screen and complete with fixing brackets.

NOTES

3 cm thick fabric panel.



PRODUCT OPTIONS

Width	Type	Screen Bracket	Fabric Finish	Trim Finish
10, 12, 14, 16, 18, 20	A Accessory Beam S Standard	DB Single Desk SB Back-to-Back	Grade 1 Grade 2	SL Silver VW White 52 Ebony

SAMPLE ORDER CODE

NTBCRP 10	S	SB	YB165	SL
------------------	----------	-----------	--------------	-----------

**DIMENSION /
CODE / CM**

W
10 / 100
12 / 120
14 / 140
16 / 160
18 / 180
20 / 200

PRICING

STANDARD (S)	
Gr. 1	Gr. 2
406	444
449	484
492	553
536	580
560	622
580	624

ACCESSORY BEAM (A)	
Gr. 1	Gr. 2
408	447
451	487
494	556
538	582
563	624
582	626

WHAT'S INCLUDED

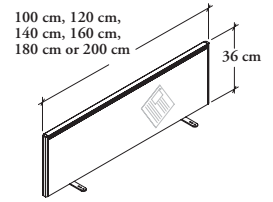
1 aluminium framed, fabric wrapped screen, complete with accessory rail and fixing brackets.

NOTES

3 cm thick fabric panel.

NTBCRSA

110 cm High – Fabric Rectangular Screen with Accessory Rail



PRODUCT OPTIONS

Width	Type	Screen Bracket	Fabric Finish	Trim & Accessory Rail Finish
10, 12, 14, 16, 18, 20	A Accessory Beam	DB Single Desk	Grade 1	SL Silver
	S Standard	SB Back-to-Back	Grade 2	VW White 52 Ebony

SAMPLE ORDER CODE

NTBCRSA 10	S	SB	YB165	SL
-------------------	----------	-----------	--------------	-----------

**DIMENSION /
CODE / CM**

W
10 / 100
12 / 120
14 / 140
16 / 160
18 / 180
20 / 200

PRICING

STANDARD (S)

Gr. 1	Gr. 2
433	484
516	553
533	622
590	648
622	690
660	704

ACCESSORY BEAM (A)

Gr. 1	Gr. 2
435	487
520	556
556	624
593	651
624	694
664	706

NTBCRST

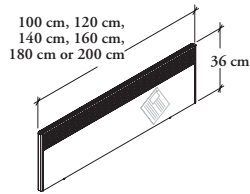
110 cm High – Fabric Rectangular Screen with Management Rail

WHAT'S INCLUDED

1 aluminium framed, fabric wrapped screen, complete with management rail and fixing brackets.

NOTES

3 cm thick fabric panel.



PRODUCT OPTIONS

Width	Type	Screen Bracket	Fabric Finish	Trim & Management Rail Finish
10, 12, 14, 16, 18, 20	A Accessory Beam	DB Single Desk	Grade 1	SL Silver
	S Standard	SB Back-to-Back	Grade 2	VW White 52 Ebony

SAMPLE ORDER CODE

NTBCRST 10	S	SB	YB165	SL
-------------------	----------	-----------	--------------	-----------

**DIMENSION /
CODE / CM**

W
10 / 100
12 / 120
14 / 140
16 / 160
18 / 180
20 / 200

PRICING

STANDARD (S)	
Gr. 1	Gr. 2
566	622
587	636
652	710
712	761
764	828
813	849

ACCESSORY BEAM (A)	
Gr. 1	Gr. 2
568	624
589	639
654	712
715	763
767	831
817	851

WHAT'S INCLUDED

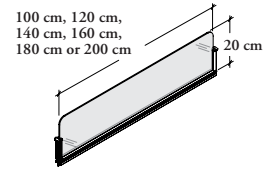
1 add-on acrylic stacking screen and complete with aluminium screen brackets.

NOTES

0.5 cm thick acrylic panel.

NTBCRSBL

Add-On Acrylic Stacking Screen



PRODUCT OPTIONS

Width	Acrylic Finish	Trim Finish
10, 12, 14, 16, 18, 20	CL Clear FR Frosted	SL Silver VW White 52 Ebony

SAMPLE ORDER CODE

NTBCRSBL 10	CL	SL
--------------------	-----------	-----------

**DIMENSION /
CODE / CM**

PRICING

W	CLEAR (CL) OR FROSTED (FR)
10 / 100	386
12 / 120	470
14 / 140	477
16 / 160	507
18 / 180	516
20 / 200	538

NTBCRAB

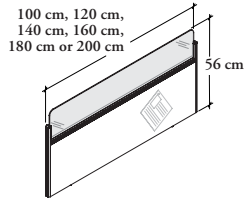
Fabric & Acrylic Blade Combi Screen

WHAT'S INCLUDED

1 fabric rectangular screen, 1 acrylic stacking blade screen and screen brackets.

NOTES

3 cm thick fabric panel with 0.5 cm thick acrylic panel.



PRODUCT OPTIONS

Width	Screen Bracket	Fabric Finish	Acrylic Finish	Trim Finish
10, 12, 14, 16, 18, 20	SB Single Desk DB Back-to-Back	Grade 1 Grade 2	CL Clear FR Frosted	SL Silver VW White 52 Ebony

SAMPLE ORDER CODE

NTBCRAB 10	SB	YB165	CL	SL
-------------------	-----------	--------------	-----------	-----------

**DIMENSION /
CODE / CM**

W
10 / 100
12 / 120
14 / 140
16 / 160
18 / 180
20 / 200

PRICING

	Gr. 1	Gr. 2
	735	769
	856	899
	943	980
	1017	1060
	1076	1118
	1139	1175

WHAT'S INCLUDED

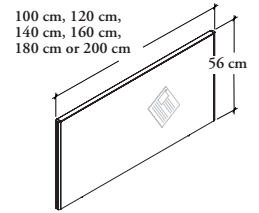
1 aluminium framed, fabric wrapped screen and complete with fixing brackets.

NOTES

3 cm thick fabric panel.

NTBCRP5

130 cm High – Fabric Rectangular Screen



PRODUCT OPTIONS

Width	Type	Screen Bracket	Fabric Finish	Trim Finish
10, 12, 14, 16, 18, 20	A Accessory Beam S Standard	SB Single Desk DB Back-to-Back	Grade 1 Grade 2	SL Silver VW White 52 Ebony

SAMPLE ORDER CODE

NTBCRP5 10	S	SB	YB165	SL
-------------------	----------	-----------	--------------	-----------

**DIMENSION /
CODE / CM**

W
10 / 100
12 / 120
14 / 140
16 / 160
18 / 180
20 / 200

PRICING

STANDARD (S)

Gr. 1	Gr. 2
496	553
532	559
609	629
646	690
694	761
731	761

ACCESSORY BEAM (A)

Gr. 1	Gr. 2
499	556
535	561
611	631
648	694
697	762
733	763

NTBCRSA5

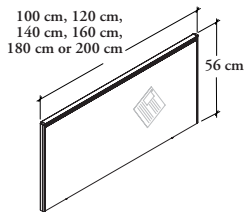
130 cm High – Fabric Rectangular Screen with Accessory Rail

WHAT'S INCLUDED

1 aluminium framed, fabric wrapped screen, complete with accessory rail and fixing brackets.

NOTES

3 cm thick fabric panel.



PRODUCT OPTIONS

Width	Type	Screen Bracket	Fabric Finish	Trim & Accessory Rail Finish
10, 12, 14, 16, 18, 20	A Accessory Beam S Standard	SB Single Desk DB Back-to-Back	Grade 1 Grade 2	SL Silver VW White 52 Ebony

SAMPLE ORDER CODE

NTBCRSA5 10	S	SB	YB165	SL
--------------------	----------	-----------	--------------	-----------

DIMENSION / CODE / CM

W
10 / 100
12 / 120
14 / 140
16 / 160
18 / 180
20 / 200

PRICING

STANDARD (S)	
Gr. 1	Gr. 2
521	565
559	622
639	690
677	717
731	761
768	828

ACCESSORY BEAM (A)	
Gr. 1	Gr. 2
523	567
561	624
641	694
680	719
733	763
770	831

WHAT'S INCLUDED

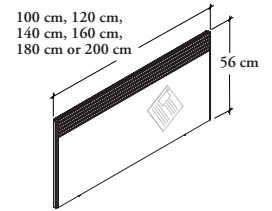
1 aluminium framed, fabric wrapped screen, complete with management rail and fixing brackets.

NOTES

3 cm thick fabric panel.

NTBCRST5

130 cm High – Fabric Rectangular Screen with Management Rail



PRODUCT OPTIONS

Width	Type	Screen Bracket	Fabric Finish	Trim & Management Rail Finish
10, 12, 14, 16, 18, 20	A Accessory Beam	SB Single Desk	Grade 1	VW White
	S Standard	DB Back-to-Back	Grade 2	SL Silver 52 Ebony

SAMPLE ORDER CODE

NTBCRST5 10	S	SB	YB165	SL
--------------------	----------	-----------	--------------	-----------

**DIMENSION /
CODE / CM**

W
10 / 100
12 / 120
14 / 140
16 / 160
18 / 180
20 / 200

PRICING

STANDARD (S)

Gr. 1	Gr. 2
615	639
675	698
735	761
795	828
858	899
923	967

ACCESSORY BEAM (A)

Gr. 1	Gr. 2
617	641
677	701
738	763
797	831
861	901
926	970

NTBCRAB5

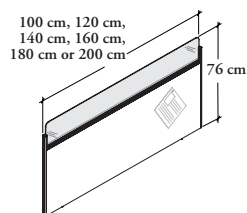
Fabric & Acrylic Blade Combi Height Screen

WHAT'S INCLUDED

1 fabric rectangular screen, 1 acrylic stacking blade screen and screen brackets.

NOTES

3 cm thick fabric panel with 0.5 cm thick acrylic panel.



PRODUCT OPTIONS

Width	Screen Bracket	Fabric Finish	Acrylic Finish	Trim Finish
10, 12, 14, 16, 18, 20	SB Single Desk DB Back-to-Back	Grade 1 Grade 2	CL Clear FR Frosted	SL Silver VW White 52 Ebony

SAMPLE ORDER CODE

NTBCRAB5 10	SB	YB165	CL	SL
--------------------	-----------	--------------	-----------	-----------

DIMENSION / CODE / CM

W
10 / 100
12 / 120
14 / 140
16 / 160
18 / 180
20 / 200

PRICING

	Gr. 1	Gr. 2
	646	690
	756	792
	799	828
	855	899
	892	923
	943	977

WHAT'S INCLUDED

1 fabric wrapped screen and complete with fixings.

NOTES

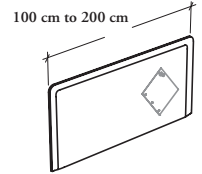
Only to be mounted on the accessory beam.

Screen can be mounted anywhere along the accessory beam.

Width **does not** need to match worksurface.

If desired, screens can span adjacent worksurfaces.

NTPBSR
Fabric Beveled Screen –
Beam-Mounted



PRODUCT OPTIONS

Width	Screen Finish	Bracket Finish
10, 12, 14, 16, 18, 20	Fabric (COM) Grade 1	52 Ebony 60 Platinum 83 Very White

SAMPLE ORDER CODE

NTPBSR 12	YB009	83
------------------	--------------	-----------

**DIMENSION /
CODE / CM**

PRICING

W	Fabric (COM)	Gr. 1
10 / 100	353	370
12 / 120	391	412
14 / 140	440	463
16 / 160	463	488
18 / 180	484	513
20 / 200	506	538

EGJAN

Knit Linx Accessory Beam Screen

WHAT'S INCLUDED

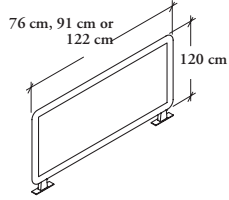
1 knit linx screen and attachment brackets.

NOTES

Only to be mounted on the accessory beam.

Screen can be mounted anywhere along the accessory beam.

If desired, screens can span adjacent worksurfaces.



PRODUCT OPTIONS

Height	Width	Knit Linx Finish		Hardware Finish	Trim Finish
12	076 76 cm	K440 Cool Grey	K446 Brook	52 Ebony	SL Silver
	091 91 cm	K441 Pewter	K447 Poppy	83 Very White	VW White
	122 122 cm	K442 Warm Grey	K448 Apricot		52 Ebony
		K443 Shale	K449 Evergreen		
		K444 Citrine	K450 Midnight		
		K445 Sage	K451 Pomegranate		52 Ebony

SAMPLE ORDER CODE

EGJAN 12	076	K444	52	52
----------	-----	------	----	----

DIMENSION / CODE / CM

H	W
12 / 120	076 / 76
12 / 120	091 / 91
12 / 120	122 / 122

PRICING

Foundation	Mica
249	259
269	278
300	309

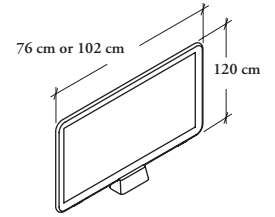
WHAT'S INCLUDED

1 table top screen.

NOTES

Screen is freestanding and can be placed anywhere on the worksurface.

E Z N D S T
Table Top Screen



PRODUCT OPTIONS

Height	Width	Knit Linx Finish		Base Finish
12	076 76 cm	K440 Cool Grey	K446 Brook	52 Ebony
	102 102 cm	K441 Pewter	K447 Poppy	83 Very White
		K442 Warm Grey	K448 Apricot	
		K443 Shale	K449 Evergreen	
		K444 Citrine	K450 Midnight	
		K445 Sage	K451 Pomegranate	

SAMPLE ORDER CODE

EZNDST 12	076	K444	52
------------------	------------	-------------	-----------

**DIMENSION /
CODE / CM**

H	W
12 / 120	076 / 76
12 / 120	122 / 122

PRICING

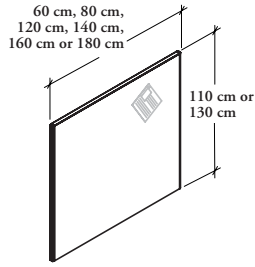
Foundation	Mica
361	376
385	399

NTBCRFSP

Fabric Floor Standing Screen

WHAT'S INCLUDED

1 aluminium framed, fabric wrapped floor standing frame screen, complete with fixing brackets and levellers.



PRODUCT OPTIONS

Height	Width	Fabric Finish	Trim Finish
11, 13	06, 08, 12, 14, 16, 18	Grade 1 Grade 2	SL Silver VW White 52 Ebony

SAMPLE ORDER CODE

NTBCRFSP 11	12	YB165	SL
--------------------	-----------	--------------	-----------

**DIMENSION /
CODE / CM**

H	W
11 / 110	06 / 60
11 / 110	08 / 80
11 / 110	12 / 120
11 / 110	14 / 140
11 / 110	16 / 160
11 / 110	18 / 180
13 / 130	06 / 60
13 / 130	08 / 80
13 / 130	12 / 120
13 / 130	14 / 140
13 / 130	16 / 160
13 / 130	18 / 180

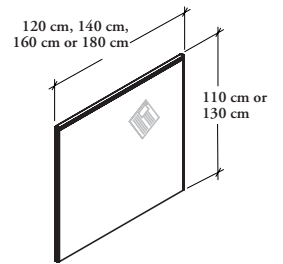
PRICING

Gr. 1	Gr. 2
768	828
851	899
1021	1057
1105	1175
1187	1244
1274	1321
807	861
899	967
1076	1119
1167	1210
1255	1313
1347	1398

WHAT'S INCLUDED

1 aluminium framed, fabric wrapped floor standing screen, complete with accessory rail, fixing brackets and levellers.

NTBCRFSA
Fabric Floor Standing Screen with
Accessory Rail



PRODUCT OPTIONS

Height	Width	Fabric Finish	Trim Finish
11, 13	12, 14, 16, 18	Grade 1 Grade 2	SL Silver VW White 52 Ebony

SAMPLE ORDER CODE

NTBCRFSA 11	12	YB165	SL
--------------------	-----------	--------------	-----------

**DIMENSION /
CODE / CM**

H	W
11 / 110	12 / 120
11 / 110	14 / 140
11 / 110	16 / 160
11 / 110	18 / 180
13 / 130	12 / 120
13 / 130	14 / 140
13 / 130	16 / 160
13 / 130	18 / 180

PRICING

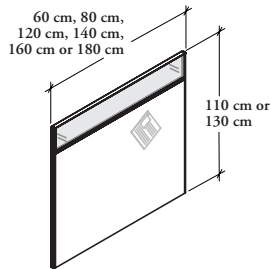
Gr. 1	Gr. 2
1044	1105
1130	1175
1218	1269
1305	1355
1099	1143
1190	1244
1283	1322
1379	1427

NTBCRFSG

Fabric & Glass Combi Floor Standing Screen

WHAT'S INCLUDED

1 aluminium framed, fabric wrapped floor standing screen, frame glass vision panel, with complete with fixing brackets and levellers.



PRODUCT OPTIONS

Height	Width	Fabric Finish	Acrylic Finish	Frame Finish
11, 13	06, 08, 12, 14, 16, 18	Grade 1 Grade 2	CL Clear FR Frosted	SL Silver VW White 52 Ebony

SAMPLE ORDER CODE

NTBCRFSG 11	12	YB165	CL	SL
--------------------	-----------	--------------	-----------	-----------

**DIMENSION /
CODE / CM**

H	W
11 / 110	06 / 60
11 / 110	08 / 80
11 / 110	12 / 120
11 / 110	14 / 140
11 / 110	16 / 160
11 / 110	18 / 180
13 / 130	06 / 60
13 / 130	08 / 80
13 / 130	12 / 120
13 / 130	14 / 140
13 / 130	16 / 160
13 / 130	18 / 180

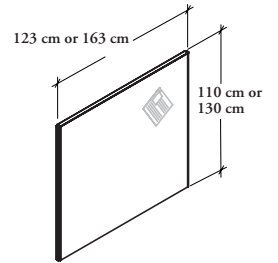
PRICING

Gr. 1	Gr. 2
929	967
1047	1105
1285	1328
1402	1451
1518	1579
1637	1690
973	1036
1095	1138
1353	1394
1472	1520
1600	1658
1720	1783

WHAT'S INCLUDED

1 aluminium framed, fabric wrapped floor standing corridor screen, complete with fixing brackets and levellers.

NTBCRFSR
Fabric Floor Standing Screen for Bench



PRODUCT OPTIONS

Height	Width	Fabric Finish	Trim Finish
11, 13	12 123 cm Actual Width	Grade 1	SL Silver
	16 163 cm Actual Width	Grade 2	VW White 52 Ebony

SAMPLE ORDER CODE

NTBCRFSR 11	12	YB165	SL
--------------------	-----------	--------------	-----------

**DIMENSION /
CODE / CM**

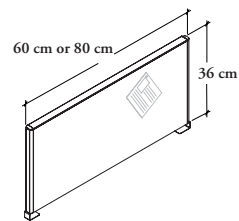
H	W
11 / 110	12 / 120
11 / 110	16 / 160
13 / 130	12 / 120
13 / 130	16 / 160

PRICING

Gr. 1	Gr. 2
1044	1105
1218	1269
1099	1151
1283	1335

NTBCIMP

Fabric Lateral Screen



WHAT'S INCLUDED

1 aluminium framed, fabric wrapped screen and complete with fixing brackets.

NOTES

Mounts to the side edge of the worksurface to provide privacy between adjacent work areas.

The depth of the Intermediate Screen specified should equal the depth of the worksurface to which it is being mounted.

PRODUCT OPTIONS

Depth	Type	Fabric Finish	Trim & Screen Bracket Finish
06, 08	E Cluster	Grade 1	SL Silver
	M Middle	Grade 2	VW White 52 Ebony

SAMPLE ORDER CODE

NTBCIMP 06	E	YB165	SL
------------	---	-------	----

DIMENSION / CODE / CM

D
06 / 60
08 / 80

PRICING

	Gr. 1	Gr. 2
	340	358
	405	428

WHAT'S INCLUDED

1 screen linking post.

NOTES

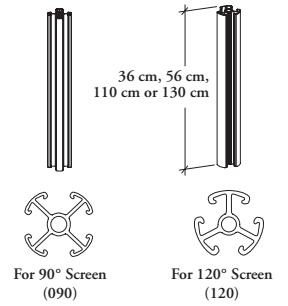
The 90° Screen Linking Post can be connected 2, 3 or 4 screens.

The 120° Screen Linking Post can be connected 2 or 3 screens.

Screen Linking Post height used with:

- 36 cm desk up for 110 cm
- 56 cm desk up for 130 cm
- 110 cm floor standing
- 130 cm floor standing

NTBCPOST
Screen Linking Posts



PRODUCT OPTIONS

Style	Height	Finish
090 For 90° Screen	03, 05, 11, 13	SL Silver VW White 52 Ebony
120 For 120° Screen		

SAMPLE ORDER CODE

NTBCPOST 090	03	SL
---------------------	-----------	-----------

**DIMENSION /
CODE / CM**

PRICING

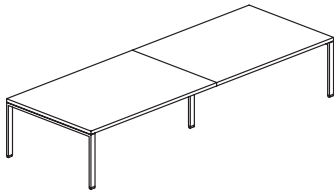
H	
03 / 30	118
05 / 50	148
11 / 110	174
13 / 130	190

meeting tables & flip-top
tables

meeting tables & flip-top tables product map

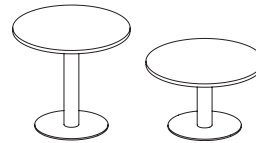
N T P R M T Modular Meeting Table

Page 92



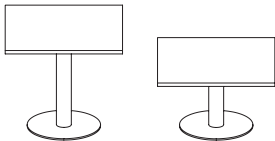
N T P C M T Circular Meeting Table

Page 96



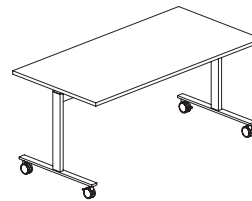
N T P S Q M T Square Meeting Table

Page 97



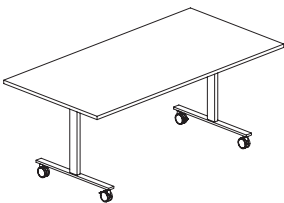
N T P F M T Rectangular Flip-Top Meeting Table (In-Line Legs)

Page 98



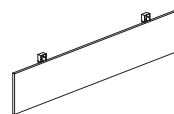
N T P I F M T Rectangular Flip-Top Meeting Table (Inset Legs)

Page 99



N T P F M T M P Modesty Panel for Flip-Top Meeting Table

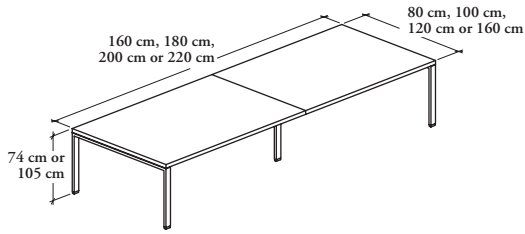
Page 100



meeting tables & flip-top tables

NTPRMT

Modular Meeting Table



WHAT'S INCLUDED

Worksurfaces, underframe and all fittings.

NOTES

Power/ Data Outlets and cables to be specified separately.

When 80 cm Depth option (08) is specified, only None Cut-Out Style option (N) is available.

Cut-Out is always located in the centre of the worksurface.

PRODUCT OPTIONS

Leg Style	Height	Configuration	Depth	Width	Cut-Out Style	Worksurface Finish	Base Finish
S Straight Leg	BH Bar Height (105 cm) SH Standard Height (74 cm)	B Beginning M Middle F Finish C Complete	08, 10, 12, 16	16, 18, 20, 22	C Circular Cut-Out R Rectangular Cut-Out N No Cut-Out (Shown)	LW Light Walnut MP Maple OK Oak Walnut SW Snow White WH White WT Walnut	SL Silver WH White 52 Ebony

SAMPLE ORDER CODE

NTPRMT S	SH	B	16	18	N	OK	WH
-----------------	-----------	----------	-----------	-----------	----------	-----------	-----------

DIMENSION / CODE / CM

D	W
08 / 80	16 / 160
08 / 80	18 / 180
08 / 80	20 / 200
08 / 80	22 / 220
10 / 100	16 / 160
10 / 100	18 / 180
10 / 100	20 / 200
10 / 100	22 / 220
12 / 120	16 / 160
12 / 120	18 / 180
12 / 120	20 / 200
12 / 120	22 / 220
16 / 160	16 / 160
16 / 160	18 / 180
16 / 160	20 / 200
16 / 160	22 / 220

PRICING

74 cm STANDARD HEIGHT (SH)			
FINISH (F)	MIDDLE (M)	BEGINNING (B)	COMPLETE (C)
NO CUT-OUT (N)			
1095	1095	1420	1420
1108	1108	1431	1431
1121	1121	1444	1444
1204	1204	1528	1528
1328	1328	1747	1747
1420	1420	1837	1837
1441	1441	1858	1858
1462	1462	1879	1880
1404	1404	1821	1821
1423	1423	1821	1842
1444	1444	1863	1863
1677	1677	2096	2096
1653	1653	2100	2100
1672	1672	2122	2122
1692	1692	2140	2140
1716	1716	2162	2162

Pricing is continued on the following page.

N T P R M T
Modular Meeting Table (Continued)

**DIMENSION /
CODE / CM**

PRICING

		74 cm STANDARD HEIGHT (SH) (CONTINUED)			
		FINISH (F)	MIDDLE (M)	BEGINNING (B)	COMPLETE (C)
		CIRCULAR CUT-OUT (C)			
D	W	n/a	n/a	n/a	n/a
08 / 80	16 / 160	n/a	n/a	n/a	n/a
08 / 80	18 / 180	n/a	n/a	n/a	n/a
08 / 80	20 / 200	n/a	n/a	n/a	n/a
08 / 80	22 / 220	n/a	n/a	n/a	n/a
10 / 100	16 / 160	1375	1375	1793	1793
10 / 100	18 / 180	1465	1465	1884	1884
10 / 100	20 / 200	1486	1486	1905	1905
10 / 100	22 / 220	1508	1508	1926	1926
12 / 120	16 / 160	1450	1450	1868	1868
12 / 120	18 / 180	1470	1470	1868	1888
12 / 120	20 / 200	1491	1491	1908	1908
12 / 120	22 / 220	1724	1724	2141	2141
16 / 160	16 / 160	1698	1698	2145	2145
16 / 160	18 / 180	1718	1718	2167	2167
16 / 160	20 / 200	1739	1739	2187	2187
16 / 160	22 / 220	1761	1763	2211	2211
		RECTANGULAR CUT-OUT (R)			
08 / 80	16 / 160	n/a	n/a	n/a	n/a
08 / 80	18 / 180	n/a	n/a	n/a	n/a
08 / 80	20 / 200	n/a	n/a	n/a	n/a
08 / 80	22 / 220	n/a	n/a	n/a	n/a
10 / 100	16 / 160	1390	1390	1807	1807
10 / 100	18 / 180	1480	1479	1898	1898
10 / 100	20 / 200	1501	1500	1920	1920
10 / 100	22 / 220	1522	1522	1940	1940
12 / 120	16 / 160	1464	1464	1883	1883
12 / 120	18 / 180	1484	1484	1883	1902
12 / 120	20 / 200	1505	1505	1923	1923
12 / 120	22 / 220	1738	1738	2156	2156
16 / 160	16 / 160	1713	1713	2160	2160
16 / 160	18 / 180	1732	1732	2181	2182
16 / 160	20 / 200	1754	1754	2201	2201
16 / 160	22 / 220	1776	1776	2223	2223

Pricing is continued on the following page.

meeting tables & flip-top tables

N T P R M T

Modular Meeting Table (Continued)

DIMENSION / CODE / CM

PRICING

		105 cm BAR HEIGHT (BH)			
		FINISH (F)	MIDDLE (M)	BEGINNING (B)	COMPLETE (C)
D	W	NO CUT-OUT (C)			
08 / 80	16 / 160	1144	1144	1515	1515
08 / 80	18 / 180	1157	1157	1528	1528
08 / 80	20 / 200	1168	1168	1540	1540
08 / 80	22 / 220	1253	1253	1624	1624
10 / 100	16 / 160	2276	2281	1790	1785
10 / 100	18 / 180	2366	2372	1880	1876
10 / 100	20 / 200	2387	2392	1901	1895
10 / 100	22 / 220	2409	2415	1923	1919
12 / 120	16 / 160	2350	2357	1865	1861
12 / 120	18 / 180	2370	2376	1885	1879
12 / 120	20 / 200	2392	2397	1906	1901
12 / 120	22 / 220	2625	2630	2139	2133
16 / 160	16 / 160	2596	2596	2129	2129
16 / 160	18 / 180	2615	2615	2148	2151
16 / 160	20 / 200	2634	2637	2169	2169
16 / 160	22 / 220	2659	2659	2191	2191
		CIRCULAR CUT-OUT (C)			
08 / 80	16 / 160	n/a	n/a	n/a	n/a
08 / 80	18 / 180	n/a	n/a	n/a	n/a
08 / 80	20 / 200	n/a	n/a	n/a	n/a
08 / 80	22 / 220	n/a	n/a	n/a	n/a
10 / 100	16 / 160	2321	2328	1836	1832
10 / 100	18 / 180	2413	2419	1927	1922
10 / 100	20 / 200	2434	2437	1948	1943
10 / 100	22 / 220	2456	2460	1969	1964
12 / 120	16 / 160	2397	2402	1921	1906
12 / 120	18 / 180	2417	2422	1931	1926
12 / 120	20 / 200	2437	2443	1952	1948
12 / 120	22 / 220	2670	2676	2185	2181
16 / 160	16 / 160	2641	2641	2174	2174
16 / 160	18 / 180	2661	2661	2196	2196
16 / 160	20 / 200	2683	2683	2216	2216
16 / 160	22 / 220	2705	2705	2239	2239

Pricing is continued on the following page.

N T P R M T
Modular Meeting Table (Continued)

**DIMENSION /
CODE / CM**

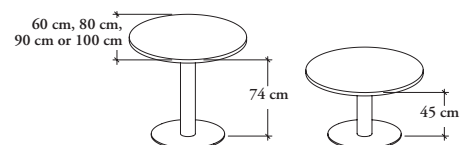
PRICING

		105 cm BAR HEIGHT (BH)			
		FINISH (F)	MIDDLE (M)	BEGINNING (B)	COMPLETE (C)
		RECTANGULAR CUT-OUT (R)			
D	W				
08 / 80	16 / 160	n/a	n/a	n/a	n/a
08 / 80	18 / 180	n/a	n/a	n/a	n/a
08 / 80	20 / 200	n/a	n/a	n/a	n/a
08 / 80	22 / 220	n/a	n/a	n/a	n/a
<hr/>					
10 / 100	16 / 160	2336	2341	1850	1846
10 / 100	18 / 180	2427	2433	1942	1936
10 / 100	20 / 200	2449	2452	1962	1957
10 / 100	22 / 220	2471	2475	1984	1979
<hr/>					
12 / 120	16 / 160	2410	2417	1926	1921
12 / 120	18 / 180	2431	2436	1946	1940
12 / 120	20 / 200	2452	2457	1966	1962
12 / 120	22 / 220	2685	2690	2199	2194
<hr/>					
16 / 160	16 / 160	2656	2656	2189	2189
16 / 160	18 / 180	2676	2767	2211	2211
16 / 160	20 / 200	2697	2697	2230	2230
16 / 160	22 / 220	2719	2719	2252	2252

meeting tables & flip-top tables

NTPCMT

Circular Meeting Table



WHAT'S INCLUDED

1 worksurface and 1 cylindrical base.

NOTES

If wire management section is specified, worksurface comes with a diameter 8 cm central cut-out.

Cable are routed down through cylindrical base.

Cable Grommet or Power/Data Outlets to be specified separately.

Check that item is compatible with diameter 8 cm cut-out and 2.5 cm thick meeting table worksurface.

PRODUCT OPTIONS

Diameter	Height	Worksurface Finish	Base Finish	Wire Management
06, 08, 09, 10	045 45 cm	LW Light Walnut	SL Silver	Y Yes
	074 74 cm	MP Maple	VW White	N No
		OK Oak Walnut	52 Ebony	
		SW Snow White		
		WH White		
		WT Walnut		

SAMPLE ORDER CODE

NTPCMT 08	045	OK	SL	N
-----------	-----	----	----	---

DIAMETER / CODE / CM

Dia.	H
06 / 60	045 / 45
08 / 80	045 / 45
09 / 90	045 / 45
10 / 100	045 / 45
06 / 60	074 / 74
08 / 80	074 / 74
09 / 90	074 / 74
10 / 100	074 / 74

PRICING

NO WIRE MANAGEMENT (N)

602
897
643
921
655
944
672
1000

WITH WIRE MANAGEMENT (Y)

664
958
703
981
717
1005
732
1060

WHAT'S INCLUDED

1 worksurface and 1 cylindrical base.

NOTES

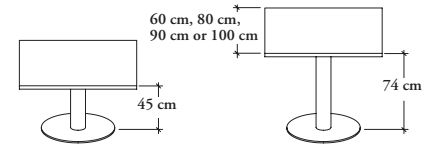
If wire management section is specified, worksurface comes with a diameter 8 cm central cut-out.

Cable are routed down through cylindrical base.

Cable Grommet or Power/Data Outlets to be specified separately.

Check that item is compatible with diameter 8 cm cut-out and 2.5 cm thick meeting table worksurface.

N T P S Q M T
Square Meeting Table



PRODUCT OPTIONS

Height	Depth	Width	Worksurface Finish	Base Finish	Wire Management
045 45 cm	06, 08, 09, 10	06, 08, 09, 10	LW Light Walnut	SL Silver	Y Yes
074 74 cm			MP Maple	VW White	N No
			OK Oak Walnut	52 Ebony	
			SW Snow White		
			WH White		
			WT Walnut		

SAMPLE ORDER CODE

NTPSQMT 045	08	08	OK	SL	N
--------------------	-----------	-----------	-----------	-----------	----------

**DIMENSION /
CODE / CM**

H	W	D
045 / 45	06 / 60	06 / 60
045 / 45	08 / 80	08 / 80
045 / 45	09 / 90	09 / 90
045 / 45	10 / 100	10 / 100
074 / 74	06 / 60	06 / 60
074 / 74	08 / 80	08 / 80
074 / 74	09 / 90	09 / 90
074 / 74	10 / 100	10 / 100

PRICING

NO WIRE MANAGEMENT (N)

568
597
621
639
839
861
893
918

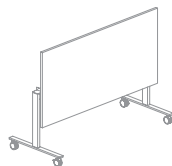
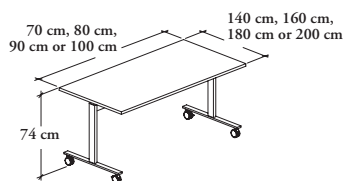
WITH WIRE MANAGEMENT (Y)

630
659
681
699
900
922
954
978

meeting tables & flip-top tables

N T P F M T

Rectangular Flip-Top Meeting Table (Inline Legs)



WHAT'S INCLUDED

1 worksurface, 1 flip-top mechanism frame with 2 inline legs and lockable casters.

NOTES

Flip-Top Frame is the same width as the worksurface width.

PRODUCT OPTIONS

Depth	Width	Worksurface Finish	Support Finish
07, 08, 09, 10	14, 16, 18, 20	LW Light Walnut MP Maple OK Oak Walnut SW Snow White WH White WT Walnut	SL Silver VW White 52 Ebony

SAMPLE ORDER CODE

NTPFMT 08	16	OK	SL
------------------	-----------	-----------	-----------

DIMENSION / CODE / CM

D	W
07 / 70	14 / 140
08 / 80	16 / 160
09 / 90	18 / 180
10 / 100	20 / 200

PRICING

1059
1105
1136
1220

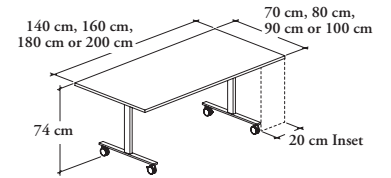
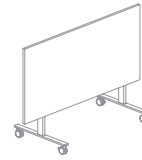
WHAT'S INCLUDED

1 worksurface, 1 flip-top mechanism frame with 2 inset legs and lockable casters.

NOTES

Flip-Top Frame is 20 cm recessed from both end.

NTPIFMT
Rectangular Flip-Top Meeting Table
(Inset Legs)



PRODUCT OPTIONS

Depth	Width	Worksurface Finish	Support Finish
07, 08, 09, 10	14, 16, 18, 20	LW Light Walnut MP Maple OK Oak Walnut SW Snow White WH White WT Walnut	SL Silver VW White 52 Ebony

SAMPLE ORDER CODE

NTPIFMT 08	16	OK	SL
-------------------	-----------	-----------	-----------

**DIMENSION /
CODE / CM**

D	W
07 / 70	14 / 140
08 / 80	16 / 160
09 / 90	18 / 180
10 / 100	20 / 200

PRICING

1056
1095
1126
1196

meeting tables & flip-top tables

N T P F M T M P

Modesty Panel for Flip-Top Meeting Table

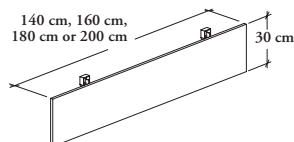
WHAT'S INCLUDED

1 modesty panel and hinged brackets.

NOTES

Provides additional seated privacy on Flip-Top Meeting Tables.

Modesty panel width match the worksurface width.



PRODUCT OPTIONS

Width	Modesty Panel Finish	Hardware Finish
14, 16, 18, 20	LW Light Walnut MP Maple OK Oak Walnut SW Snow White WH White WT Walnut	SL Silver VW White 52 Ebony

SAMPLE ORDER CODE

NTPFMTMP 16	OK	SL
--------------------	-----------	-----------

DIMENSION / CODE / CM

PRICING

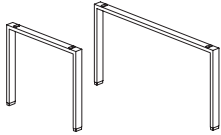
W	
014 / 140	235
016 / 160	377
018 / 180	389
020 / 200	407

legs & accessories

legs & accessories product map

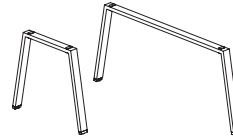
NTPLFH Straight Leg

Page 104



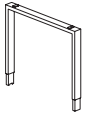
NTPLAFH A-Leg

Page 105



NTPLHS Height-Selectable Straight Leg

Page 106



NTPLHSA Height-Selectable A-Leg

Page 107



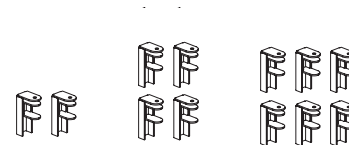
NTPLFHIN Shared Intermediate Leg

Page 108



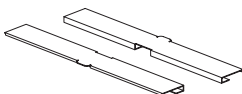
NTPIHJM Height Flexibility Kit

Page 109

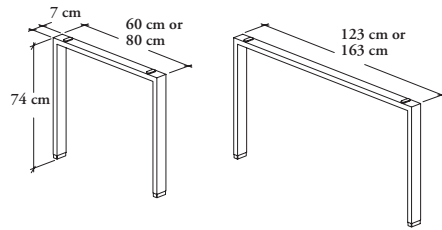


NTPSWKIT Add-On Sliding Worksurface Kit

Page 110



NTPLFH Straight Leg



WHAT'S INCLUDED

1 straight leg with levelers, 2 spacers and fixings.

NOTES

Can be used with single- or double-sided beginning or end bench frames, all management desks or 120° desk clusters.

PRODUCT OPTIONS

Depth	Finish
06, 08, 12, 16	SL Silver VW White 52 Ebony

SAMPLE ORDER CODE

NTPLFH 06	SL
------------------	-----------

DIMENSION / CODE / CM

PRICING

D	
06 / 60	244
08 / 80	258
12 / 120	304
16 / 160	336

WHAT'S INCLUDED

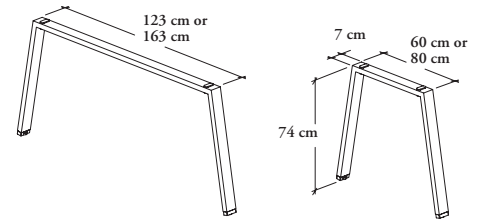
1 a-leg with levelers, 2 spacers and fixings.

NOTES

Can be used with single- or double-sided beginning or end bench frames, all management desks or 120° desk cluster frames.

NTPLAFH

A-Leg



PRODUCT OPTIONS

Depth	Finish
06, 08, 12, 16	SL Silver VW White 52 Ebony

SAMPLE ORDER CODE

NTPLAFH 06	SL
-------------------	-----------

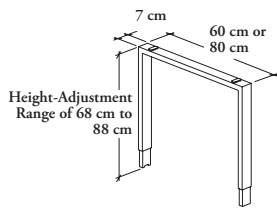
**DIMENSION /
CODE / CM**

PRICING

D	
06 / 60	244
08 / 80	258
12 / 120	304
16 / 160	336

NTPLHS

Height-Selectable Straight Leg



WHAT'S INCLUDED

1 height-selectable straight leg with levelers, 2 spacers and fixings.

NOTES

Allows to create height-adjustable management desks.

Use for standalone desks only, where heights other than 74 cm are required.

Height-adjustment range of 20 cm (68 cm to 88 cm from floor to top of finished worksurface).

PRODUCT OPTIONS

Depth	Finish
06, 08	SL Silver VW White 52 Ebony

SAMPLE ORDER CODE

NTPLHS 06	SL
------------------	-----------

DIMENSION / CODE / CM

PRICING

D	
06 / 60	369
08 / 80	380

WHAT'S INCLUDED

1 height-selectable a-leg with levelers, 2 spacers and fixings.

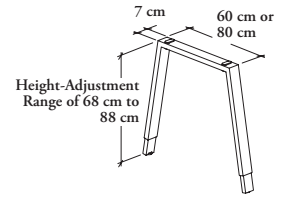
NOTES

Allows to create height-adjustable management desks.

Use for standalone desks only, where heights other than 74 cm are required.

Height-adjustment range of 20 cm (68 cm to 88 cm from floor to top of finished worksurface).

NTPLHSA
Height-Selectable A-Leg



PRODUCT OPTIONS

Depth	Finish
06, 08	SL Silver VW White 52 Ebony

SAMPLE ORDER CODE

NTPLHSA 06	SL
-------------------	-----------

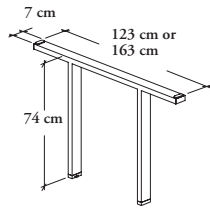
**DIMENSION /
CODE / CM**

PRICING

D	
06 / 60	369
08 / 80	380

NTPLFHIN

Shared Intermediate Leg



WHAT'S INCLUDED

1 shared intermediate leg with levelers, 2 spacers and fixings.

NOTES

Only use for double-sided bench frames as an intermediate support between adjacent worksurfaces.

This Shared Intermediate Leg is already included within the Double-Sided Beginning Bench Frame (NTPDBB), the Double-Sided Middle Bench Frame (NTPDMB) and the Add-On 120° Desk Cluster Frame (NTPDA12C)

Can also connect two three-person clusters to form a six-person cluster.

PRODUCT OPTIONS

Depth	Finish
12, 16	SL Silver VW White 52 Ebony

SAMPLE ORDER CODE

NTPLFHIN 12	SL
-------------	----

DIMENSION / CODE / CM

D
12 / 120
16 / 160

PRICING

336
441

WHAT'S INCLUDED

2 to 6 brackets depending on type specified.

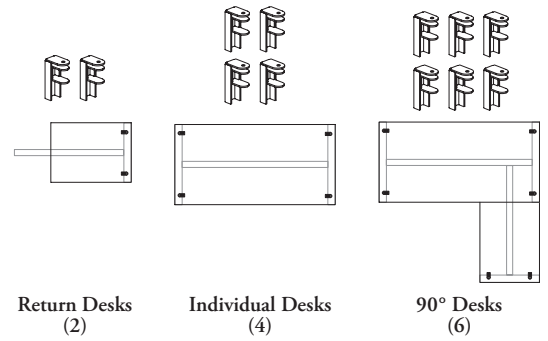
NOTES

Set of adjustment brackets to raise worksurface height.

Height can be adjusted by up to plus 7.5 cm, in 1.5 cm increments.

Ensure correct set is specified.

NTPIHJM
Height Flexibility Kit



PRODUCT OPTIONS

Type		Finish
2	2 Baskets (for Return Desks)	SL Silver
4	4 Baskets (for Individual Desks)	VW White
6	6 Baskets (for 90° Desks)	52 Ebony

SAMPLE ORDER CODE

NTPIHJM 2	SL
------------------	-----------

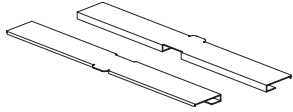
TYPE CODE / DESCRIPTION

PRICING

CODE	TYPE	PRICE
2	Return Desks (2x)	385
4	Individual Desks (4x)	242
6	90° Desks (6x)	362

NTPSWKIT

Add-On Sliding Worksurface Kit



WHAT'S INCLUDED

1 left and right hand add-on sliding brackets, release lever and fixings.

NOTES

Provides the rails required for rectangular worksurfaces to slide.

Use to convert existing fixed worksurface to sliding.

Kit fits any standard width.

Sliding kit worksurface slightly, so may **not** be level with adjacent worksurfaces.

PRODUCT OPTIONS

Depth	Finish
08 80 cm	SL Silver VW White 52 Ebony

SAMPLE ORDER CODE

NTPSWKIT 08	SL
-------------	----

DIMENSION / CODE / CM

D
08 / 80

PRICING

225

teknion

www.teknion.com

IN CANADA:

1150 Flint Road
Toronto, Ontario
M3J 2J5 Canada
Tel 866.teknion
866.835.6466

IN THE USA:

350 Fellowship Road
Mt Laurel, New Jersey
08054 USA
Tel 877.teknion
877.835.6466

OTHER OFFICES LOCATED IN:

Europe, South and Central America
Middle East, Asia and Russia
For regional contact information
go to www.teknion.com

CAN/US/INT 12-13

©Teknion 2022

®, ™ trade marks of Teknion
Corporation and/or its subsidiaries or
licensed to it. Patents may be pending.

Some products may not be available
in all markets. Contact your
local Teknion Representative for
availability.

OCT22-TEKN